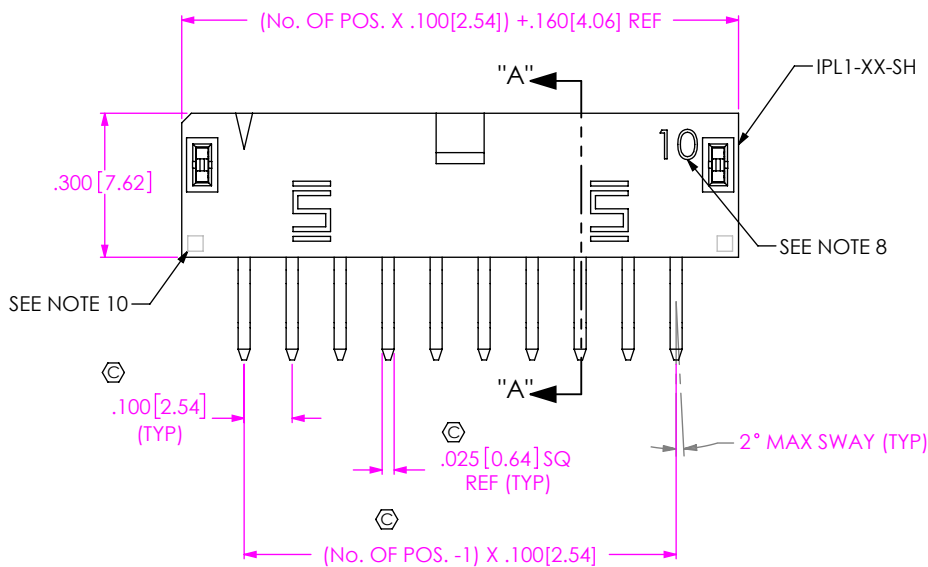
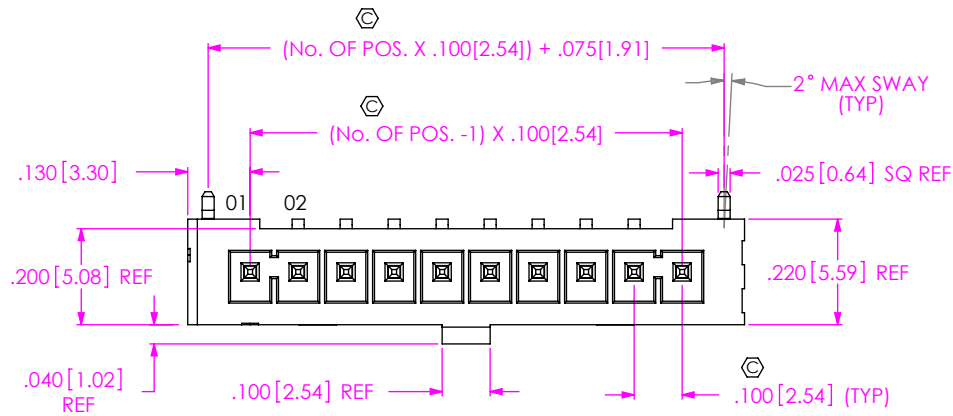


FIG 1  
(IPL1-110-02-XXX-SH-K SHOWN)

DO NOT  
SCALE FROM  
THIS PRINT



IPL1-1XX-XX-XXX-SH-K-XX

No OF POSITIONS

-02 THRU -25

LEAD STYLE

-02: SINGLE HORIZONTAL .062 BOARD (USE T-1S64-09-XXX)  
 -03: SINGLE HORIZONTAL .093 BOARD (USE T-1S64-09-XXX)

PLATING SPECIFICATION

-F: FLASH SELECTIVE (USE T-1S64-09-F)  
 -L: LIGHT SELECTIVE (USE T-1S64-09-L)  
 -S: SELECTIVE (USE T-1S64-09-S)  
 -STL: SELECTIVE TIN/LEAD (USE T-1S64-09-STL)

PACKAGING (SEE NOTE 9)

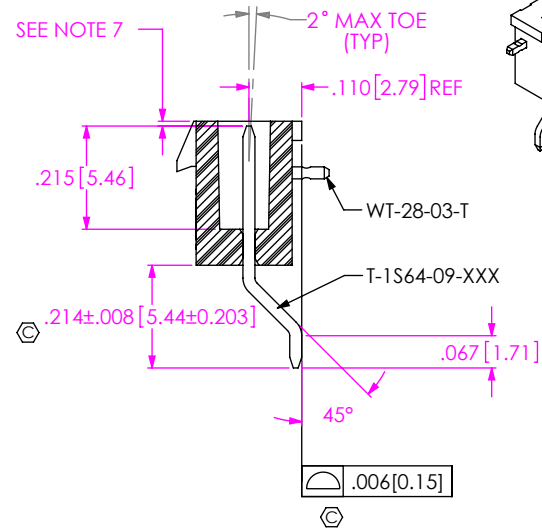
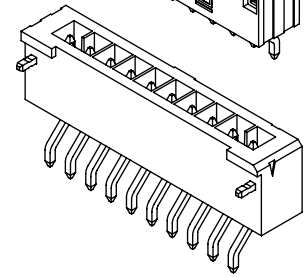
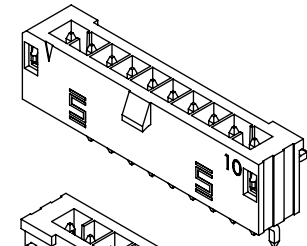
BLANK: TUBES  
 -TR: TAPE & REEL (SEE NOTES 11 & 12)  
 -FR: FULL REEL QTY TAPE & REEL (SEE NOTES 11 & 12)

POLARIZATION

-K: KEYED POLARIZATION

ROW SPECIFICATION

-SH: SINGLE HORIZONTAL



SECTION "A"- "A"  
SCALE 2.5 : 1

NOTES:

1.  $\odot$  REPRESENTS A CRITICAL DIMENSION.
2. MINIMUM TERMINAL / WELD TAB RETENTION: 1.0LB. [4.4N]
3. PARTS TO BE MOLDED TO POSITION.
4. POST MUST BE WITHIN .005[0.13] OF EACH OTHER.
5. ALL PIN TO PIN DIMENSIONS TO BE MEASURED FROM TIP TO TIP.
6. DIMENSION TO BE MEASURED AT BEND.
7. TIP TO BE FLUSH TO .010[0.254] BELOW TOP OF SHROUD.
8. THIS NUMBER REPRESENTS THE NUMBER OF POSITIONS PER ROW ONLY AND IS NOT INTENDED TO BE USED IN POSITION NUMBERING.
9. PARTS TO BE PACKAGED IN TUBES IF TAPE & REEL IS NOT SPECIFIED.
10. INDENTION FROM WELD TAB CARRIER IS ALLOWABLE.
11. ORDERS WILL BE PACKAGED ACCORDING TO THE SAMTEC PACKAGING EFFICIENCY STANDARDS (SPES) FOUND ON WWW.SAMTEC.COM.
12. ATTACH LABEL TO EACH REEL.

UNLESS OTHERWISE SPECIFIED, DIMENSIONS ARE IN INCHES.

TOLERANCES ARE:

DECIMALS ANGLES  
 .XX:  $\pm .01$  [.3] 2°  
 .XXX:  $\pm .005$  [.13]  
 .XXXX:  $\pm .0020$  [.051]

PROPRIETARY NOTE

THIS DOCUMENT CONTAINS CONFIDENTIAL AND PROPRIETARY INFORMATION AND ALL DESIGN, MANUFACTURING, REPRODUCTION, USE, PATENT RIGHTS AND SALES RIGHTS ARE EXPRESSLY RESERVED BY SAMTEC, INC. THIS DOCUMENT SHALL NOT BE DISCLOSED, IN WHOLE OR PART, TO ANY UNAUTHORIZED PERSON OR ENTITY NOR REPRODUCED, TRANSFERRED OR INCORPORATED IN ANY OTHER PROJECT IN ANY MANNER WITHOUT THE EXPRESS WRITTEN CONSENT OF SAMTEC, INC.



520 PARK EAST BLVD., NEW ALBANY, IN 47150  
 PHONE: 812-944-6733 FAX: 812-948-5047  
 e-Mail info@SAMTEC.com code 55322

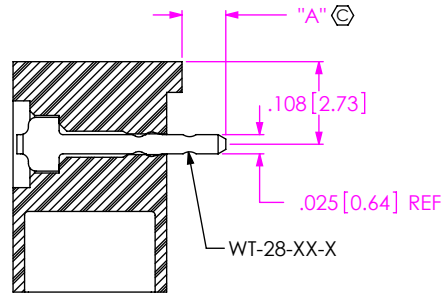
MATERIAL: DO NOT SCALE DRAWING SHEET SCALE: 2:1  
 INSULATOR: LCP UL94-V0, COLOR: BLACK  
 TERMINAL: PHOS BRONZE

DESCRIPTION: .100[2.54] SINGLE ROW TERMINAL ASSEMBLY

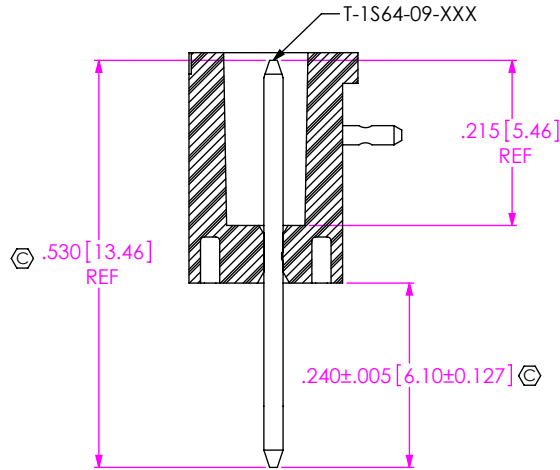
DWG. NO. IPL1-1XX-XX-XXX-SH-K-XX

BY: D. SCHMELZ 10/31/2008 SHEET 1 OF 2

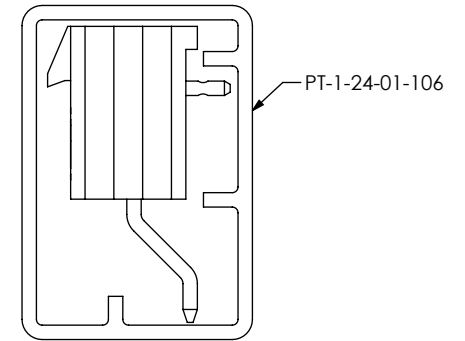
IN-PROCESS 1  
FILL WELD TAB



IN-PROCESS 2  
FILL T-1S64-09-XXX



PACKAGING VIEW  
(PARTS TO HAVE POSITION #1 LOADED  
IN SAME DIRECTION AS ARROW ON TUBE)

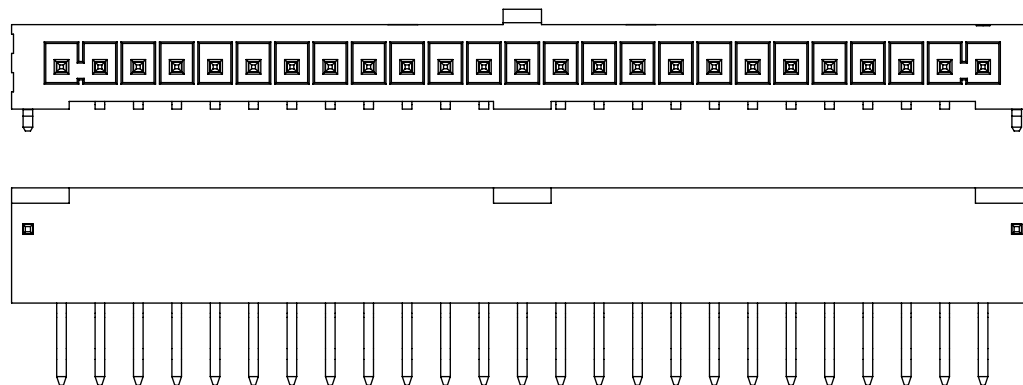


PACKAGING TABLE		
LEAD STYLE	PACKAGING TUBE	PLUG
-02	PT-1-24-01-106	TP-07
-03	PT-1-24-01-106	TP-07

TABLE 1

LEAD STYLE	"A"	WELD TAB
-02	.055	WT-28-03-X
-03	.086	WT-28-04-X

FIG. 2  
(IPL1-125-02-XXX-SH-K SHOWN)  
(DIFFERENT AS SHOWN, OTHERWISE SAME AS FIG. 1)



PROPRIETARY NOTE

THIS DOCUMENT CONTAINS CONFIDENTIAL AND PROPRIETARY INFORMATION AND ALL DESIGN, MANUFACTURING, REPRODUCTION, USE, PATENT RIGHTS AND SALES RIGHTS ARE EXPRESSLY RESERVED BY SAMTEC, INC. THIS DOCUMENT SHALL NOT BE DISCLOSED, IN WHOLE OR PART, TO ANY UNAUTHORIZED PERSON OR ENTITY NOR REPRODUCED, TRANSFERRED OR INCORPORATED IN ANY OTHER PROJECT IN ANY MANNER WITHOUT THE EXPRESS WRITTEN CONSENT OF SAMTEC, INC.

DO NOT SCALE DRAWING

SHEET SCALE: 2:1



520 PARK EAST BLVD, NEW ALBANY, IN 47150  
PHONE: 812-944-6733 FAX: 812-948-5047  
e-Mail info@SAMTEC.com code 55322

DESCRIPTION:  
.100 [2.54] SINGLE ROW TERMINAL ASSEMBLY

DWG. NO.  
IPL1-1XX-XX-XXX-SH-K-XX

BY: D. SCHMELZ 10/31/2008 SHEET 2 OF 2