




**SPECIFICATION SHEET**

<b>SPECIFICATION SHEET NO.</b>	N0207-XM8M000000S026
<b>DATE</b>	Feb. 07, 2021
<b>REVISION</b>	A0
<b>DESCRIPTION</b>	SMD Crystal, 49SMD Type, L11.4*W4.7*H4.0mm, 2 pads, 8.000MHz, +/-50ppm, CL 30pF, Stability +/-50ppm @Operating Temp. Range -40°C ~+85°C, ESR 80 ohm Max, Tape/Reel, Reflow Profile Condition 260 °C Max. RoHS/RoHS III compliant
<b>CUSTOMER</b>	
<b>CUSTOMER PART NUMBER</b>	
<b>CROSS REF. PART NUMBER</b>	
<b>ORIGINAL PART NUMBER</b>	TGS CSM2 8M0A50-30-50-40-80TLF
<b>PART CODE</b>	XM8M000000S026

<b>VENDOR APPROVE</b>			
Issued/Checked/Approved			
DATE: Feb. 07, 2021			

<b>CUSTOMER APPROVE</b>	
DATE:	

**SMD CRYSTAL 49SMD TYPE 2 PADS**

**MAIN FEATURE**

- SMD Crystal, 49SMD Type, L11.4\*W4.7\*H4.0mm, 2 pads
- Low cost, High precision, High frequency stability
- Reflow Profile Condition 260 °C Max.
- Wide Frequency Range
- Cross more competitors part
- RoHS/RoHS III compliant



**APPLICATION**

- Bluetooth, wireless communication set
- Communication Electronics

**PART CODE GUIDE**

**RFQ**  
Request For Quotation

XM	8M000000	S	026
1	2	3	4

- 1) XM: Part family Code for SMD Crystal, 49SMD Type, L11.4\*W4.7\*H4.0mm, 2 pads (CSM2)
- 2) 8M000000: Frequency range code for 8.000MHz
- 3) S: SMD type, Package Tape/Reel, 1000pcs/Reel
- 4) 026: Specification code for original part No.: **TGS CSM2 8M0A50-30-50-40-80TLF**

**MORE FREQUENCY RANGE AVAILABLE (MHz)**

3.579545	3.6864	4.0000	4.09600	4.194304	6.0000	7.3728	8.00000	9.8304	10.000
11.0592	12.000	12.288	14.31818	13.5600	16.0000	18.432	19.200	20.000	22.1184
24.000	25.0000	26.000	27.0000	32.0000					

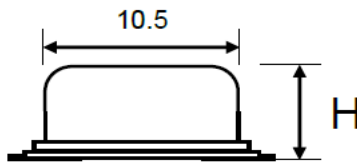
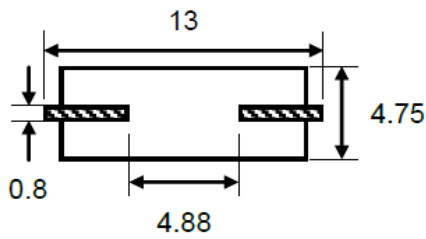
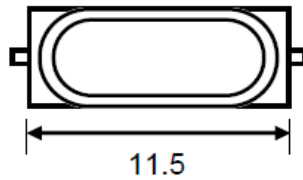
**SMD CRYSTAL 49SMD TYPE 2 PADS**

**DIMENSION (Unit: mm, Tol. +/-0.15mm)**

Image for reference



CSM2

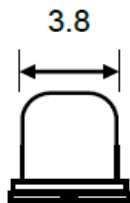


**Marking**

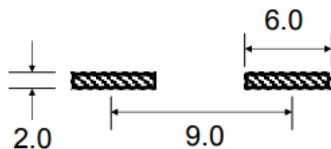
Line 1: Company Code + CL value

Line 2: Freq. Range+ QC Code (A~Z)

H: 4.0



**Recommend Pad Layout**



**SMD CRYSTAL 49SMD TYPE 2 PADS**
**ELECTRICAL PARAMETERS**

Parameter	Part No. Symbol	Units	Value			Condition
			Min.	Typical	Max.	
Original Manufacturer	TGS	TGS Crystals				
Holder Type	CSM2	SMD Crystal, 49SMD Type, L11.4*W4.7*H4.0mm, 2 pads				
Frequency Range	8M0	MHz	8.0			
Mode of Oscillation	A	AT Fundamental				
Frequency Tolerance	50	ppm	-50		+50	@25°C
Load Capacitance	-30	pF	30			
Stability over Operation Temperature	-50	ppm	-50		+50	
Operation Temperature	-40	°C	-40		+85	
Storage Temperature		°C	-40		+85	
Equivalent Series Resistance (ESR)	-80	Ω			80	
Drive Level		μW			100	
Shunt Capacitance (C0)		pF	0		7.0	
Motional Capacitance (C1)		fF	N/A			
DLD2		Ω	N/A			
FLD2		ppm	N/A			
RDL2		Ω	N/A			
SPDB		dB	N/A			
Aging		ppm/year			±3	@1 <sup>st</sup> year
Insulation Resistance		MΩ	500			@100VDC ± 15VDC
Others	Package	T	Tape/Reel			
	RoHS Status	LF	RoHS III compliant			
	Add Value		N/A			
	Internal Control Code *		N/A			

Note: 1) Original Part Number: **TGS CSM2 8M0A50-30-50-40-80TLF**

2) \* Internal Control Code- 2 letter or digits; Blank: N/A

**SMD CRYSTAL 49SMD TYPE 2 PADS**

**RELIABILITY**

Test Items	Test Method And Conditions	Reference Documents
High Temperature High Humidity Storage	Temperature: 85°C±3°C Relative Humidity:85%RH Time: 96 Hours	JIS C5023
High Temperature Storage	Temperature: 125°C±3°C Time: 96 Hours.	MIL-STD-883E Method 1005.8
Low Temperature Storage	Temperature: -40°C±3°C Time: 96 Hours.	MIL-STD-883E Method 1013
Thermal Shock	Temperature 1: -55°C±5°C Temperature 2: 85°C±5 °C Temperature change between T1 and T2 5 min 10cycles maintain T1 and T2 for 30 minutes each cycle	MIL-STD-202F Method 107 Condition A
Resistance to Solder Heat	Solder Temperature: 260°C±5°C Time: 10±1 Seconds	MIL-STD-202F Method 210E
Solderability	The solder pot temperature is 245±5°C , dwell time 5±0.5sec	J-STD-002B
Drop Test	3 Times Free Fall from 50cm height table to 3cm thickness hard wood board	J-STD-002B
Mechanical Shock	Half sine wave,1000 G 3 Times for all 3 directions(X,Y Z)	MIL STD 202F Method 213B
Vibration	Frequency Range: 10Hz ~ 55Hz Amplitude: 0.75mm 2 Hours in each direction, total 6 Hours	MIL-STD-883E Method 2007.3
Leakage Test	Take measurements with a helium Leakage detector Leakage Rate≤1×10 <sup>-3</sup> Pa cm <sup>3</sup> /s	MIL-STD-883E

**SMD CRYSTAL 49SMD TYPE 2 PADS**

**SUGGESTED REFLOW PROFILE (For Reference Only)**

Total time: 200 Sec. Max. Solder melting point: 220°C

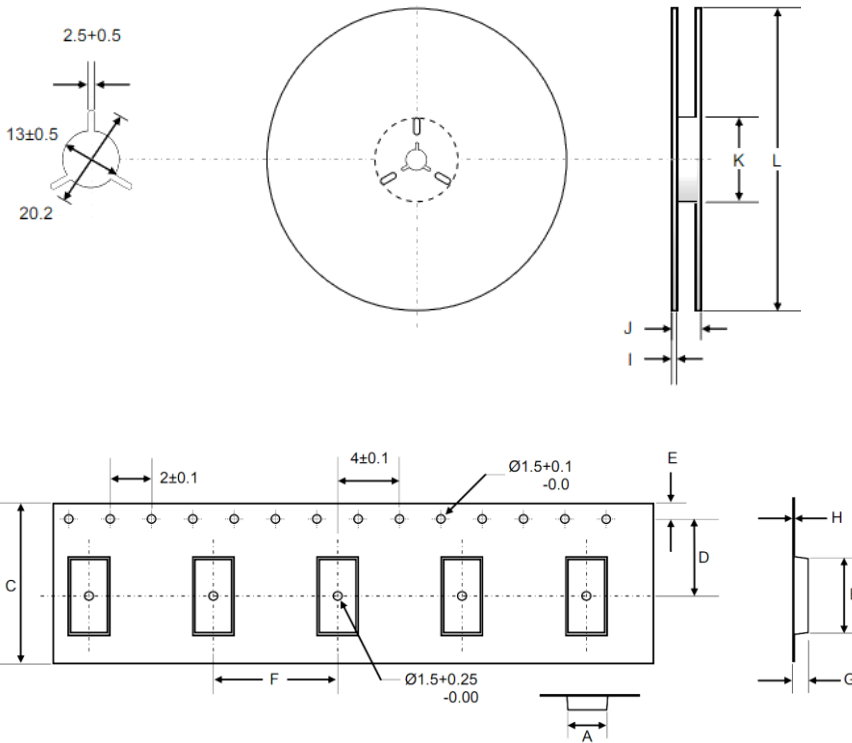


<b>Profile Feature</b>		Pb-Free Assembly
<b>Average Ramp-up Rate (Ts Max to Tp)</b>		3°C/second Max
<b>Preheat</b>	<b>Temperature Min (Ts Min.)</b>	125°C
	<b>Temperature Max (Ts Max.)</b>	200°C
	<b>Time (ts Min. to ts Max.)</b>	60 ~ 180 seconds
<b>Time maintained above</b>	<b>Temperature (T<sub>L</sub>)</b>	217°C
	<b>Time (t<sub>L</sub>)</b>	60 ~ 150 seconds
<b>Peak/Classification Temperature (T<sub>p</sub>)</b>		260 °C
<b>Time within 5°C of actual Peak Temperature (t<sub>p</sub>)</b>		20 ~ 40 seconds
<b>Ramp-down rate</b>		6 °C /Second Max.
<b>Time 25 °C to Peak Temperature</b>		8 minutes Max.
<b>Suggest reflow times</b>		3 Times Max.

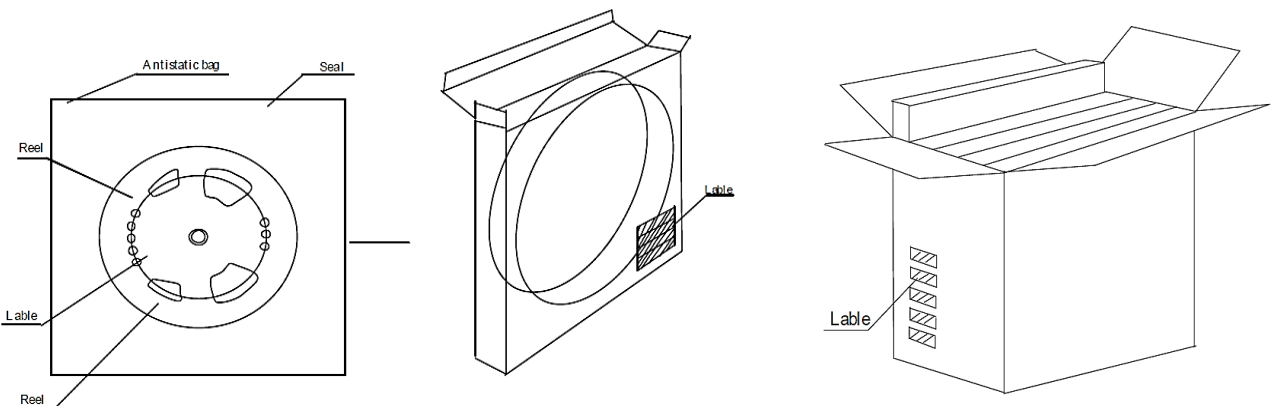
**SMD CRYSTAL 49SMD TYPE 2 PADS**

**TAPE/REEL (Unit: mm)**

All Devices are packed in accordance with EIA standard RS-481-2 and specifications., 1000pcs/Reel



Symbol	Dimension
A	5.0±0.1
B	15.0±0.2
C	24.0±0.3
D	11.05±0.1
E	1.75±0.1
F	8.0±0.1/12.0±0.1
G	5.0±0.1
H	0.5±0.1
I	2.4±0.2
J	24.4±2.0/-0.0
K	100.0±1.0
L	330



**DISCLAIMER**

NextGen Components, Inc. reserves the right to make changes to the product(s) and or information contained herein without notice. No liability is assumed as a result of their use or application. No rights under any patent accompany the sale of any such product(s) or information