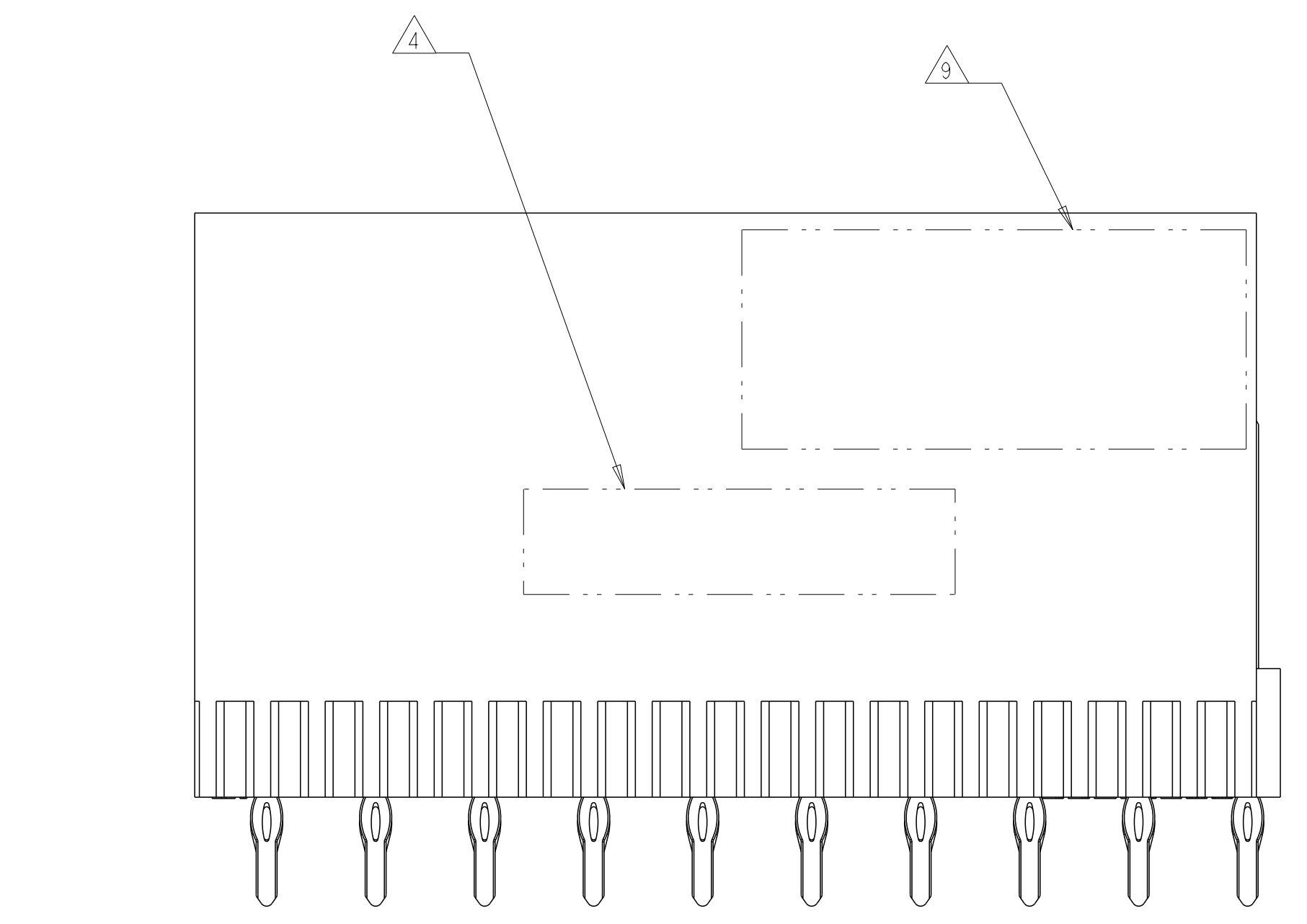
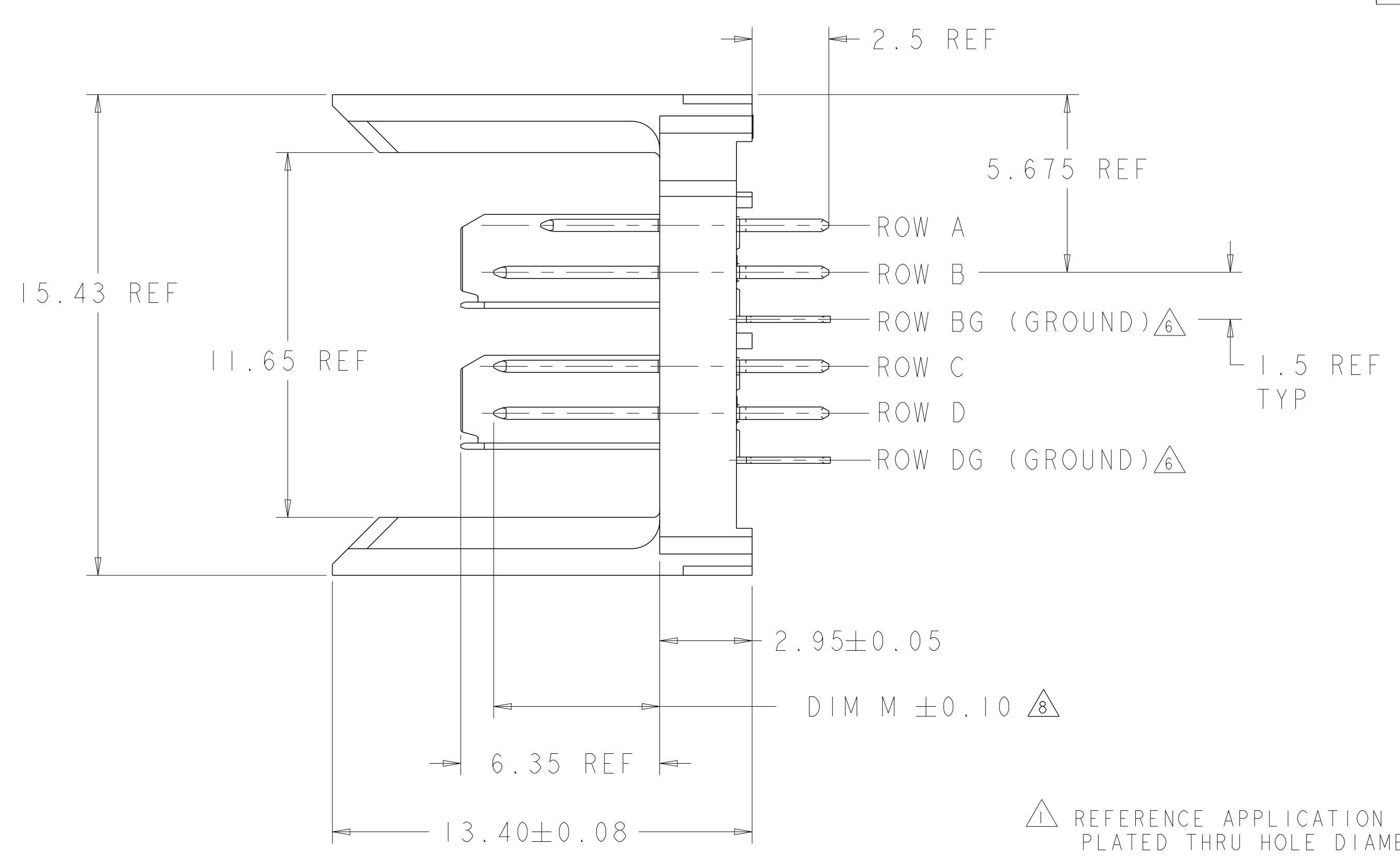
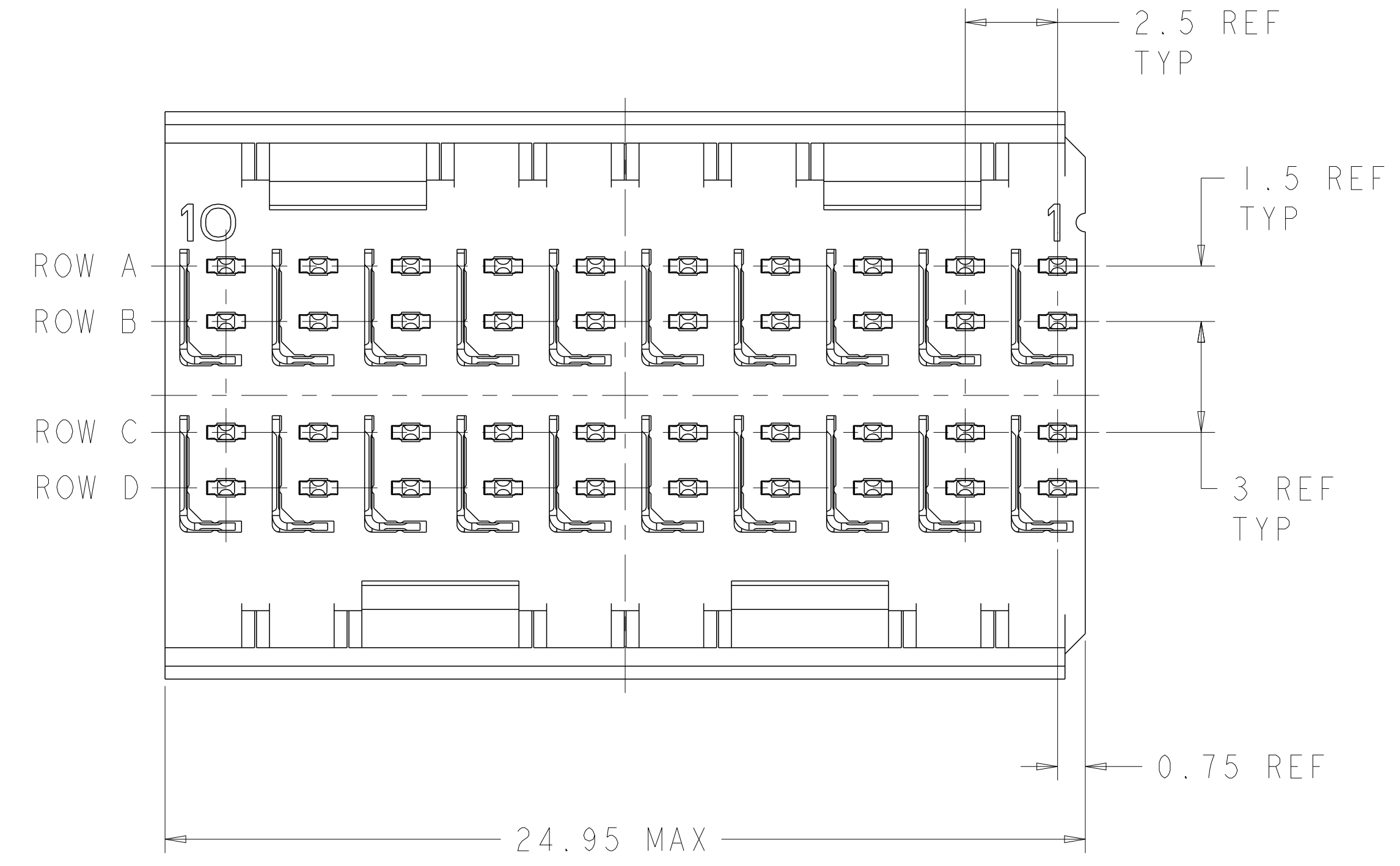
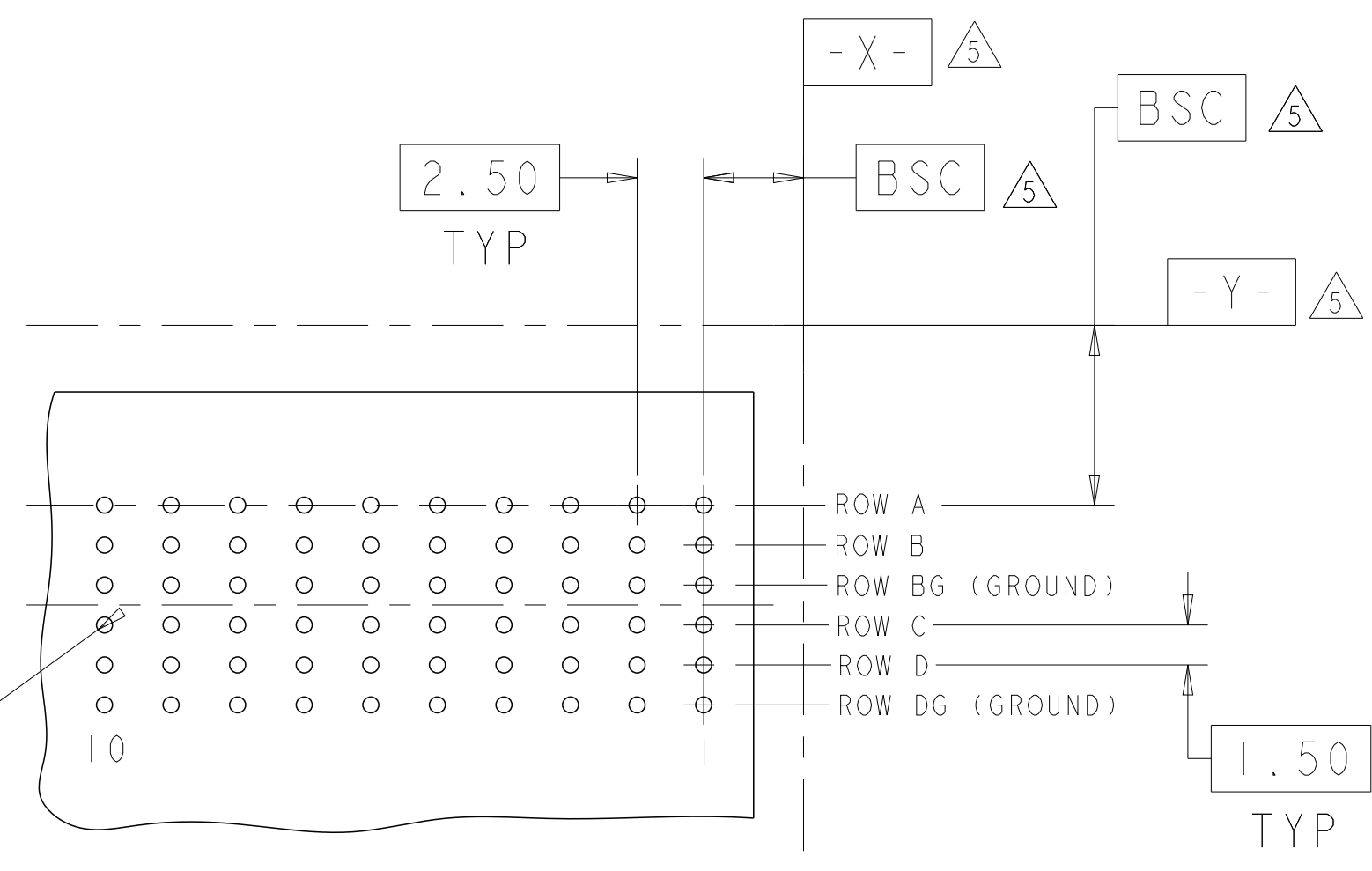


REVISIONS				
P	LTN	DESCRIPTION	DATE	APVD
C		REVISED PER ECO-18-018129	23OCT2019	AP DS



- △ REFERENCE APPLICATION SPEC 114-13059 FOR RECOMMENDED PLATED THRU HOLE DIAMETER AND PLATING THICKNESSES.
- △ MATERIAL:
CONTACT AND SHIELD - PHOSPHOR BRONZE
HOUSING - GLASS FILLED POLYESTER. UL 94V-0.
- △ FINISH: SIGNAL AND GROUND CONTACTS:
MATING AREA: MEETS THE PERFORMANCE REQUIREMENTS OF PRODUCT SPECIFICATION 108-2055; BASED ON TELCORDIA GR-1217-CORE, APPLICATIONS IN UNCONTROLLED ENVIRONMENTS
COMPLIANT PIN AREA: 0.5 μm MIN MATTE TIN OVER BASE PLATING
- △ CONNECTOR MARKED WITH PART NUMBER AND DATE CODE.
- △ DATUMS AND BASIC DIMENSIONS ESTABLISHED BY CUSTOMER.
- △ THE TWO GROUNDS IN EACH COLUMN ARE COMMONED.
- 7. CONTACT AREA LUBRICATED WITH BELLCORE APPROVED LUBRICANT. TECHNICAL REFERENCE: GR-1217-CORE, ISSUE 1, NOVEMBER 1995.
- △ REFER TO "CONTACT LAYOUT" CHART FOR SEQUENCING.
- △ TE OR TE CONNECTIVITY LOGO IS LOCATED.

⊕ ∅0.05Ⓢ X Y
ALL PLATED THRU HOLES



RECOMMENDED PC BOARD LAYOUT, BACKPLANE, COMPONENT SIDE SHOWN
SCALE 4:1

CONTACT LAYOUT										
A = 3.80mm (DIM M)										
B = 5.30mm (DIM M)										
G = GROUND										
COLUMNS										
	10	9	8	7	6	5	4	3	2	1
ROWS	A	B	B	B	B	B	B	B	B	A
B	B	B	B	B	B	B	B	B	B	B
BG	G	G	G	G	G	G	G	G	G	G
C	B	B	B	B	B	B	B	B	B	B
D	B	B	B	B	B	B	B	B	B	B
DG	G	G	G	G	G	G	G	G	G	G

1469734-1
PART NUMBER

THIS DRAWING IS A CONTROLLED DOCUMENT.		DWN S.J. MAGARO 29MAR2005 CHK R. PATTERSON 29MAR2005 APVD R. PATTERSON 1AUG2007	NAME HEADER ASSEMBLY, 2 PAIR, SELECTIVELY LOADED, 2.5mm TAIL, 25mm, HMZd
DIMENSIONS:	TOLERANCES UNLESS OTHERWISE SPECIFIED:	PRODUCT SPEC	APPLICATION SPEC
mm	0 PLC ± 1 PLC ± 2 PLC ± 3 PLC ± 4 PLC ± ANGLES ±	SIZE	CAGE CODE DRAWING NO
MATERIAL	FINISH	WEIGHT	RESTRICTED TO
		A 100779	SCALE 8:1 SHEET 1 OF 1 REV C
CUSTOMER DRAWING		A 100779 ©=1469734	