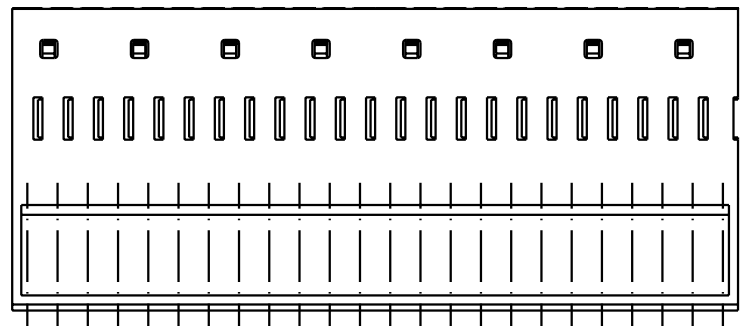
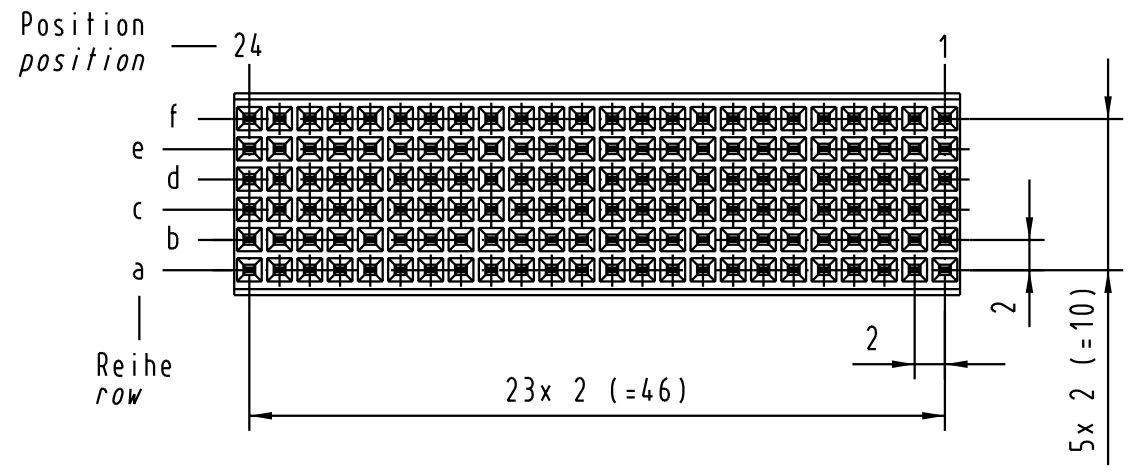
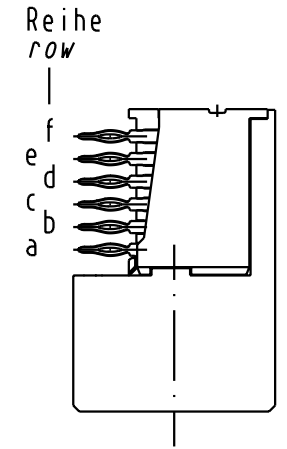



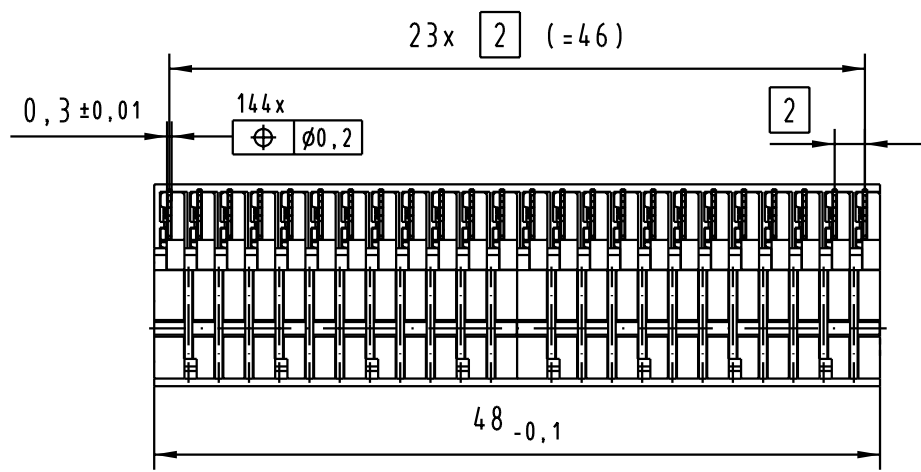
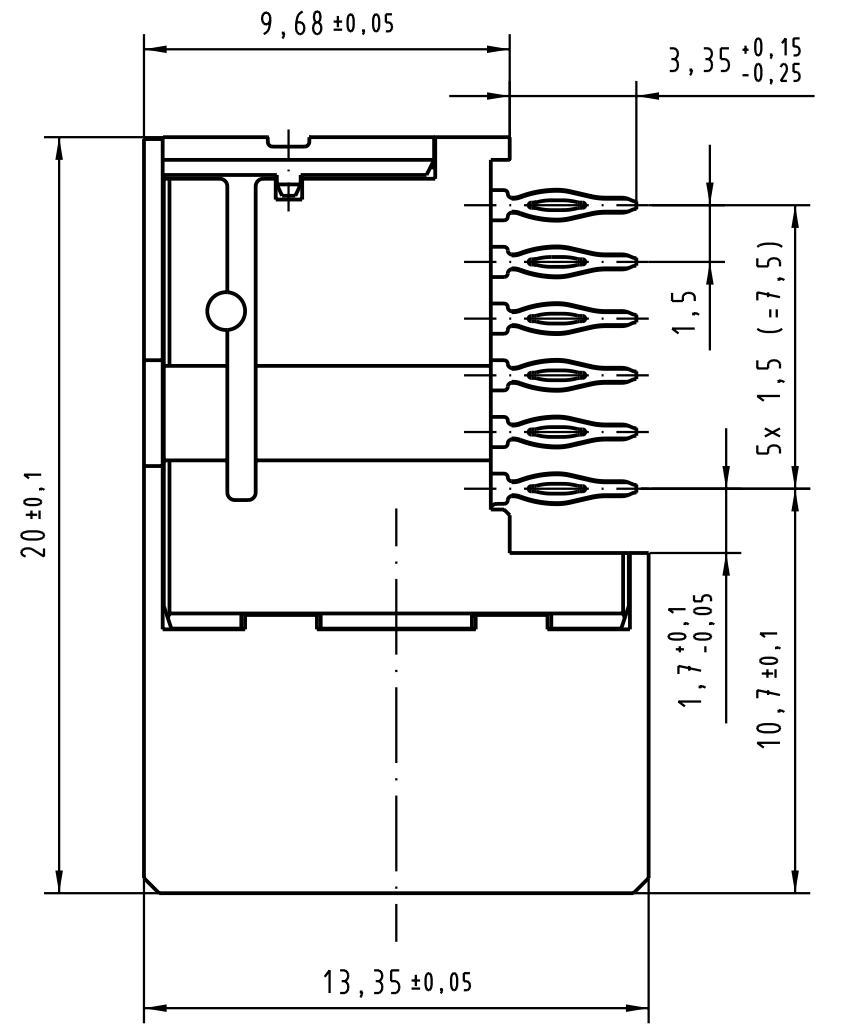
Alle Rechte vorbehalten. All rights reserved



X

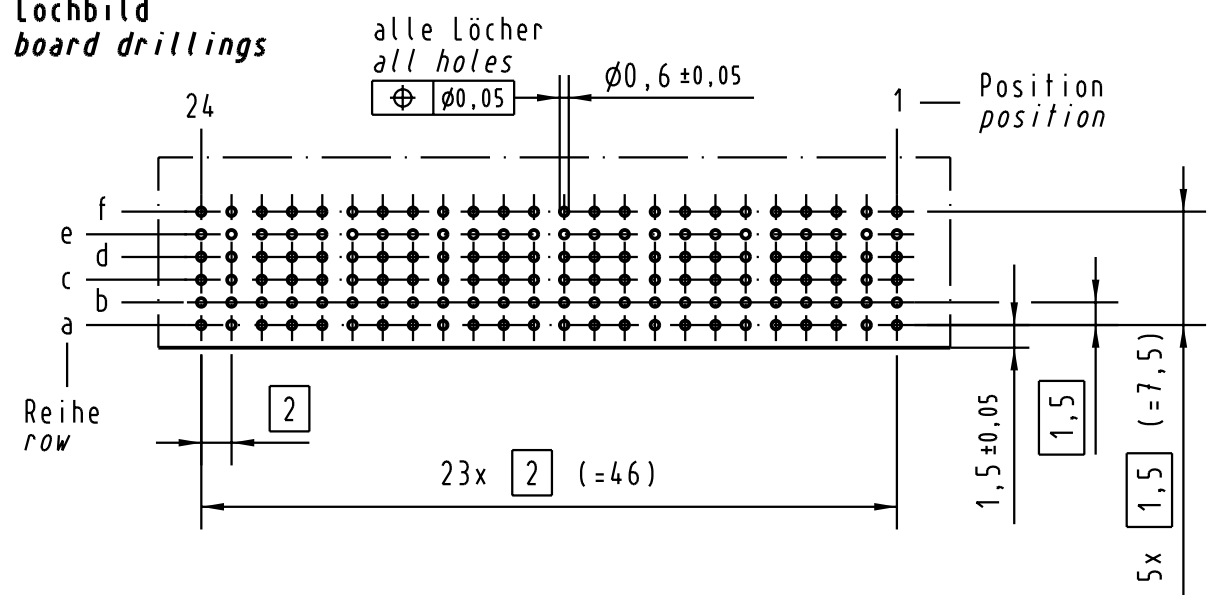


X  
5:1



Bohrlochdurchmesser:  $\phi 0,7 \pm 0,02$  mm  
 Lochdurchmesser (mit Oberfläche):  $\phi 0,6 \pm 0,05$  mm  
 drill hole dia.:  $\phi 0,7 \pm 0,02$  mm  
 through hole dia. (after plating):  $\phi 0,6 \pm 0,05$  mm

**Lochbild  
board drillings**



17 54 144 4102	-	min. 0,76 μm (30 μin) Au über/over min. 1,27 μm (50 μin) Ni
17 54 144 2102	2	Au über/over Ni
17 54 144 1102	1	Au über/over Ni
Bestell-Nr. Part-No.	Anforderungsstufe nach IEC Performance level per IEC	Kontaktoberfläche Contact Plating

	All Dimensions in mm Original Size DIN A 3		Techn. Character.		Nicht tolerierte Maß/Free size tolerances	
	Mod.	Dat.	Name	Maßstab/Scale	har-bus HM Federleiste 6-reihig, 144 pol., Einpreß har-bus HM female connector 6-row, 144 pol., press-in	
31808			2:1 (5:1)	HARTING Electronics GmbH & Co. KG D-32339 ESPELKAMP		
					TB 17 54 144 x102	
					Blatt/page	