

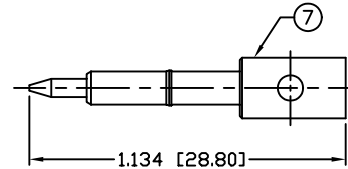
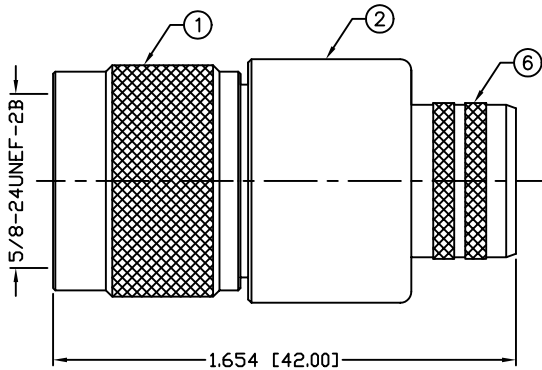
THIS DRAWING CONTAINS INFORMATION PROPRIETARY TO RF INDUSTRIES,  
 ANY UNAUTHORIZED USE OF THIS DRAWING IS EXPRESSLY PROHIBITED  
 WITHOUT WRITTEN PERMISSION FROM RF INDUSTRIES.  
 ANY VIOLATION IS PUNISHABLE UNDER U.S. COPYRIGHT LAWS.

ALL DIMENSIONS ARE REFERENCE ONLY

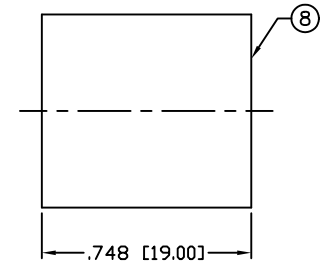
PART NO.

# RFN-1006-2L2

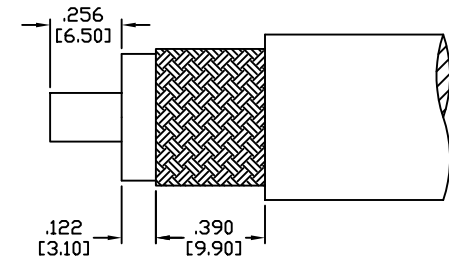
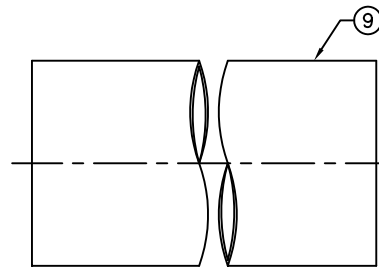
REV	DESCRIPTION	DWN	DATE	APPROVED
A	ENGINEERING RELEASE	CZS	7/8/98	JDMc
B	CHANGE FERRULE STUD TO 2-BAND KNURL	CZS	2/27/03	JDMc
C	ADDED CRIMP TOOL /SOLDER NOTES	JDM	10/27/04	JDMc



RECOMMENDED SOLDER  
 (OPTIONAL; USE CRIMP TOOL RFA-4005-20, CRIMP DIE: .184")



RECOMMENDED CRIMP DIE: .610"  
CRIMP TOOL RFA-4009-20



RECOMMENDED STRIPPING DIMENSIONS

## SPECIFICATIONS:

IMPEDANCE: 50 Ohms  
 FREQUENCY RANGE: 0-11 GHz  
 WORKING VOLTAGE: 1K V rms Max. @ Sea Level  
 VSWR MAX: 1.3  
 INSERTION LOSS(dB):  $0.6 \times \sqrt{f(\text{GHz})}$   
 CONTACT RESISTANCE:  $\leq 6 \text{ m Ohm}$   
 INSULATION RESISTANCE: xxk M Ohms min.  
 TEMPERATURE RANGE: -65°C TO 85°C  
 FOR TIMES LMR-600, LMR-600 ULTRAFLEX & T-COM-600

1	SHELL	1	BRASS	SILVER, 80 $\mu^p$	008974	DRAWN J.D.Mc 10/27/04
2	BODY	1	BRASS	SILVER, 80 $\mu^p$		
3	GASKET	1	SILICONE	---		
4	RETAINING RING	1	SST	---		
5	INSULATOR	1	PTFE	---		
6	FERRULE STUD	1	BRASS	SILVER, 80 $\mu^p$		
7	PIN	1	BRASS	GOLD, 3 $\mu^p$		
8	FERRULE	1	BRASS	SILVER, 80 $\mu^p$		
9	TUBING	1	HEAT SHRINK	---		
10					CHECKED	
11						
12						
13					ORJ DRAWN	
14					C. ZUNIGA	7/8/98
#	DESCRIPTION	QTY	MATERIAL	FINISH	APPROVALS	DATE

UNLESS OTHERWISE SPECIFIED:  
 1. REMOVE ALL BURRS  
 2. BREAK ALL CORNERS & EDGES .005 R. MAX.  
 3. CHAMFER 1ST & LAST THREADS 45°  
 4. SURFACE ROUGHNESS 63 FINISH MIL-STD-10  
 5. DIAMETERS ON COMMON CENTERS TO BE CONCENTRIC WITHIN .002 T.I.R.  
 6. ALL DIMENSIONS ARE AFTER PLATING.

DIMENSIONS ARE IN INCHES AND [MILLIMETERS]  
 UNLESS OTHERWISE NOTED TOLERANCES ARE:  
 DECIMALS .xxx±.003 [.08]  
 .xx±.005 [.13]  
 DIAMETER .xxx±.001 [.03]  
 .xx±.003 [.08]

**RFconnectors**  
 DIVISION OF RF INDUSTRIES, LTD.

7610 MIRAMAR RD  
 SAN DIEGO, CA 92126  
 (858) 549-6340  
 (858) 549-6345 FAX

## N PLUG, CRIMP

SIZE A	CABLE GROUP L2	DWG NO. RFN-1006-2L2	REV C
SCALE: NTS		CAD FILE OUTLINE	SHEET 1 OF 1