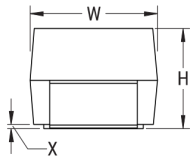
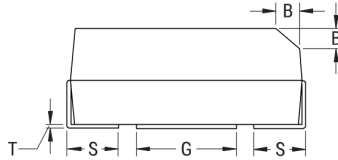


CATHODE (-) END VIEW



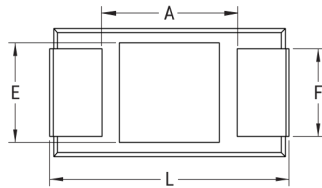
SIDE VIEW



ANODE (+) END VIEW



BOTTOM VIEW



Click [here](#) for the 3D model.

### Dimensions

Footprint	7343
L	7.3mm +/-0.3mm
W	4.3mm +/-0.3mm
H	2.8mm +/-0.3mm
T	0.13mm REF
S	1.3mm +/-0.3mm
F	2.4mm +/-0.1mm
A	3.8mm MIN
B	0.5mm +/-0.15mm
E	3.5mm REF
G	3.5mm REF
P	0.5mm MIN
R	1mm REF
X	0.1mm +/-0.1mm

### Packaging Specifications

Packaging	T&R, 178mm
Packaging Quantity	500

### General Information

Series	T493 HRA
Dielectric	MnO <sub>2</sub> Tantalum
Style	SMD Chip
Description	SMD, MnO <sub>2</sub> , Molded, High Reliability
Features	High Reliability
RoHS	Yes
Termination	Tin
AEC-Q200	No
Component Weight	412.33 mg
Notes	P and R dimensions represents the minimum solderable area of the termination surface entirely below cutout (if one is present).

### Specifications

Capacitance	4.7 uF
Capacitance Tolerance	20%
Voltage DC	50 VDC (85C), 33.5 VDC (125C)
Temperature Range	-55/+125°C
Rated Temperature	85°C
Dissipation Factor	6% 120Hz 25C
Failure Rate	C (0.01%/1000 Hrs)
Resistance	1.5 Ohms (100kHz 25C)
Ripple Current	316 mA (rms, 100kHz 25C)
Leakage Current	2.4 uA (5min 25°C)
Testing and Reliability	10 Cycles Surge Current Testing At +25C After Weibull