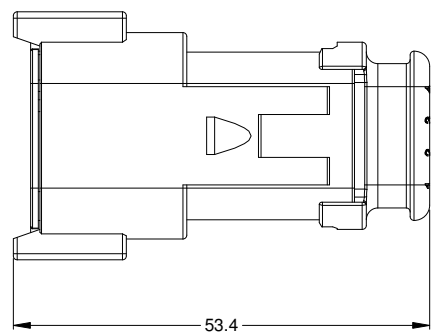
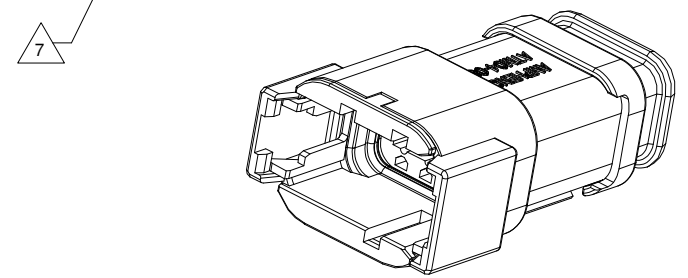
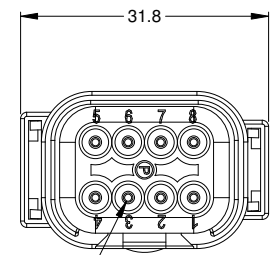
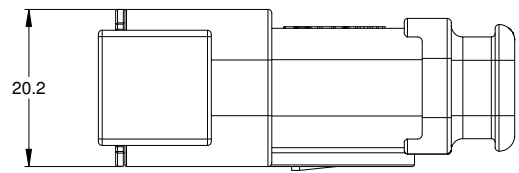
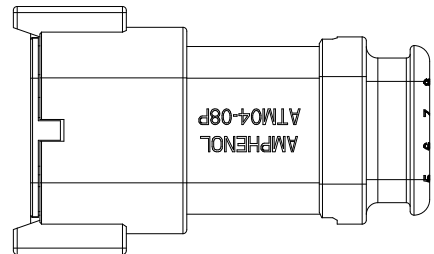
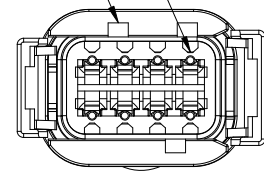


REVISIONS					
REV	ECO	DESCRIPTION	DATE	BY	APPR
01	-	PERLIMINARY DESIGN	03/NOV/14	ORION	-
02	-	UPDATED P/N COLORS	02/MAR/15	JAH	-
03	-	DIM 53.4 WAS 43.7 (TYPO)	07/SEP/16	JAH	-

REQUIRES CONTACT RETENTION WEDGE AWM-8P

1 KEYWAY (3) PLACES



NOTES: UNLESS OTHERWISE SPECIFIED

1 SEE SHEET 2 FOR KEY ARRANGEMENTS AND COLORS.

- 2. MATERIAL:  
HOUSING: THERMOPLASTIC  
SEAL: SILICONE RUBBER
- 3. MODIFICATIONS: STRAIN RELIEF END CAP
- 4. SPECIFICATIONS:  
4.1 CURRENT RATING: 7.5 AMPS  
4.2 OPERATING TEMPERATURE: -55°C TO +125°C.  
4.3 DIELECTRIC WITHSTANDING VOLTAGE: LESS THAN 2 MILLIAMPS CURRENT LEAKAGE @ 1500 VOLTS AC.  
4.4 INSULATION RESISTANCE: 1000 MEGOHMS MIN @ 25°C.  
4.5 MOISTURE RESISTANCE: IP67 ( MATED CONDITION )  
4.6 MATING CYCLE DURABILITY: 100 CYCLES  
4.7 RoHS COMPLIANT

5. MATING PART: ATM06-08SX\* PLUG.  
( X = A,B,C,D KEYS; \* = MODIFICATIONS AND COLORS )

6. ALL DIMENSIONS ARE FOR REFERENCE USE ONLY.  
7 CONTACT SIZE AND REAR SEAL WIRE RANGE:

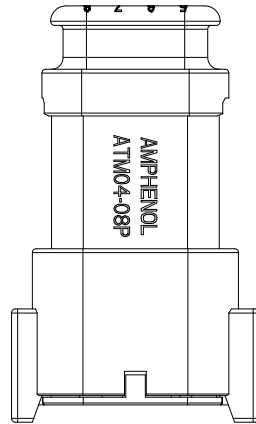
CONTACT SIZE	MIN. INSUL O.D.	MAX. INSUL O.D.	TYPICAL WIRE RANGE
20	1.35 mm (.053 in)	3.05 mm (.120 in)	16 - 22 AWG

SEE SHEET 2		DESCRIPTION		ITEM
QUANTITY	PART NUMBER	MATERIALS LIST		
UNLESS OTHERWISE SPECIFIED 1) All dimensions are in metric(mm). 2) Tolerances are as follows: 1 PL DEC ±0.30 Fractions ±1/64 2 PL DEC ±0.15 Angles ±1° 3 PL DEC ±0.08				
SIGNATURES		DATE		
DRAWN: ORION LI		03/NOV/14		
CHECKED:				
ENGINEER:				
APPROVAL:				
CUSTOMER:				
MATERIAL SPECIFICATIONS:		THIS DRAWING IS SUPPLIED FOR INFORMATION ONLY. DESIGN FEATURES, SPECIFICATIONS AND PERFORMANCE DATA SHOWN HEREON ARE THE PROPERTY OF THE AMPHENOL CORPORATION. NO RIGHTS OF REPRODUCTION ARE IMPLIED. ALL DIMENSIONS ARE SUBJECT TO NORMAL MANUFACTURING VARIATIONS.		
PROCESS SPECIFICATIONS:		SIZE TYPE DWG NO. REVISION		
NEXT ASSY:		B C- ATM04-08PX-SR1XX 03		
		SCALE: NONE SHEET 1 OF 2		

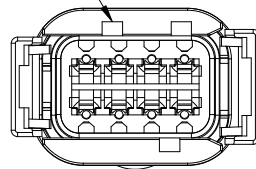
TITLE: RECEPTACLE, KEYED, 8 PIN, STRAIN RELIEF, ATM SERIES  
DWG NO: ATM04-08PX-SR1XX  
REV: 03  
SH: 1  
OF: 2

REVISIONS					
REV	ECO	DESCRIPTION	DATE	BY	APPR

P/N ATM04-08PA-SR1GY  
KEY-A CONFIGURATION  
STANDARD COLOR: GREY

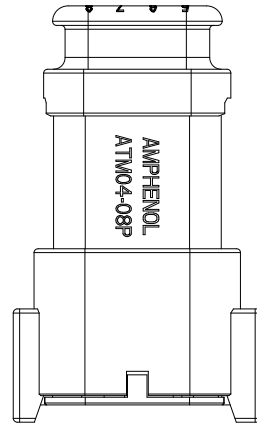


KEYWAY (3) PLACES

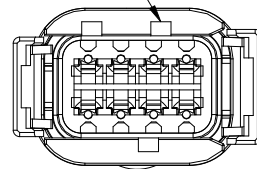


KEY-A CONFIGURATION	
COLOR	PART NUMBER
<b>* GREY</b>	<b>ATM04-08PA-SR1GY</b>
BLACK	ATM04-08PA-SR1BK
GREEN	ATM04-08PA-SR1GN
BROWN	ATM04-08PA-SR1BN

P/N ATM04-08PB-SR1BK  
KEY-B CONFIGURATION  
STANDARD COLOR: BLACK

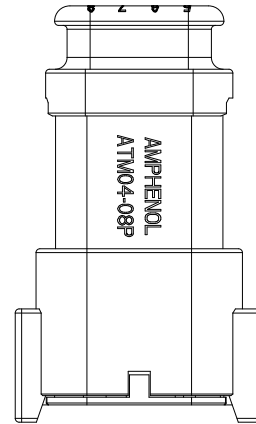


KEYWAY (3) PLACES

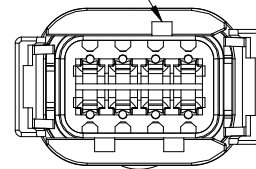


KEY-B CONFIGURATION	
COLOR	PART NUMBER
GREY	ATM04-08PB-SR1GY
<b>* BLACK</b>	<b>ATM04-08PB-SR1BK</b>
GREEN	ATM04-08PB-SR1GN
BROWN	ATM04-08PB-SR1BN

P/N ATM04-08PC-SR1GN  
KEY-C CONFIGURATION  
STANDARD COLOR: GREEN

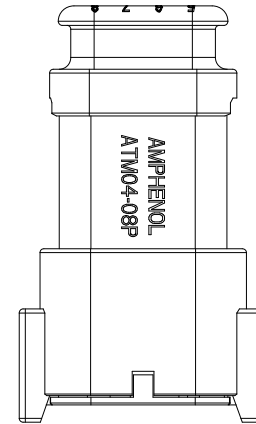


KEYWAY (3) PLACES

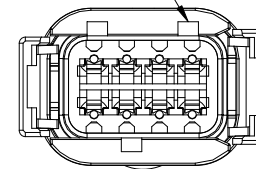


KEY-C CONFIGURATION	
COLOR	PART NUMBER
GREY	ATM04-08PC-SR1GY
BLACK	ATM04-08PC-SR1BK
<b>* GREEN</b>	<b>ATM04-08PC-SR1GN</b>
BROWN	ATM04-08PC-SR1BN

P/N ATM04-08PD-SR1BN  
KEY-D CONFIGURATION  
STANDARD COLOR: BROWN



KEYWAY (3) PLACES



KEY-D CONFIGURATION	
COLOR	PART NUMBER
GREY	ATM04-08PD-SR1GY
BLACK	ATM04-08PD-SR1BK
GREEN	ATM04-08PD-SR1GN
<b>* BROWN</b>	<b>ATM04-08PD-SR1BN</b>

NOTE:

AN ASTERISKS ( \* ) PLACED BEFORE THE COLOR DENOTES THE STANDARD MOLDED COLOR OF THE CONNECTORS SHOWN ABOVE.



OTHER COLORS SHOWN ARE AVAILABLE VIA SPECIAL ORDER.

QUANTITY	PART NUMBER	DESCRIPTION	ITEM
<b>MATERIALS LIST</b>			
UNLESS OTHERWISE SPECIFIED		SIGNATURES      DATE	
1) All dimensions are in metric (mm).		DRAWN:      ORIONLI      03/NOV/14	
2) Tolerances are as follows:		CHECKED:	
1 PL DEC ±0.30      Fractions ±1/64		ENGINEER:	
2 PL DEC ±0.15      Angles ±1°		APPROVAL:	
3 PL DEC ±0.08		CUSTOMER:	
3) Note reference =		MATERIAL SPECIFICATIONS:	
PROCESS SPECIFICATIONS:		THIS DRAWING IS SUPPLIED FOR INFORMATION ONLY. DESIGN FEATURES, SPECIFICATIONS AND PERFORMANCE DATA SHOWN HEREON ARE THE PROPERTY OF THE AMPHENOL CORPORATION. NO RIGHTS OF REPRODUCTION ARE IMPLIED. ALL DIMENSIONS ARE SUBJECT TO NORMAL MANUFACTURING VARIATIONS.	
NEXT ASSY:		SCALE: NONE	
		SINE SYSTEMS - www.amphenol-sine.com 44724 Morley Drive Clinton Township, MI 48036	
		RECEPTACLE, KEYED, 8 PIN, STRAIN RELIEF ATM SERIES	
		SIZE: <b>B C-</b>	REVISION: <b>03</b>
		DWG NO: <b>ATM04-08PX-SR1XX</b>	
		SHEET 2 OF 2	





TITLE: RECEPTACLE, KEYED, 8 PIN, STRAIN RELIEF, ATM SERIES  
DWG NO: ATM04-08PX-XXX  
REV: 03  
SH: 2  
OF: 2

# ATM Series™ - Contact Size 20 Options



Machined Contacts, Sockets & Pins				
Part Number	Description	Size	AWG	Type
AT60-010-2031	Male Contact - Pin, Gold-plated	20	16-18	Machined
AT62-005-20141	Female Contact - Socket, Gold-plated	20	16-18	Machined
AT60-010-20141	Male Contact - Pin, Nickel-plated	20	16-18	Machined
AT62-005-2031	Female Contact - Socket, Nickel-plated	20	16-18	Machined
AT60-202-2031	Male Contact - Pin, Gold-plated	20	20-22	Machined
AT62-201-2031	Female Contact - Socket, Gold-plated	20	20-22	Machined
AT60-202-20141	Male Contact - Pin, Nickel-plated	20	20-22	Machined
AT62-201-20141	Female Contact - Socket, Nickel-plated	20	20-22	Machined

Tooling - Machined Contacts		
Part	Part Number	Description
	CA-5D12	Universal Hand Crimp Tool, Size 12/16/20 (Machined contacts only)
	CA-5E12	Pneumatic Crimp Tool, Size 12/16/20 (Machined contacts only)

Contact Removal Tools		
Part	Part Number	Description
	ATRT-100	Used for removal of contacts for A Series™ products
	AT11-240-2005	Contact Removal Tool, Plastic, Size 20

Sealing Plugs		
Part	Part Number	Description
	AT13-204-2005	Sealing Plug, Size 20, White
	AT13-204-2005-SR	Sealing Plug, Size 20, SR01 Series, Black
	ATM13-217-2005	Locking Sealing Plug, Size 20, Grey
	ATM13-217-2005-SR	Locking Sealing Plug, Size 20, SR01 Series, Blue

Stamped & Formed Contacts, Sockets & Pins				
Part Number	Description	Size	AWG	Type
AT60-20-0144	Male Contact - Pin, Gold-plated	20	16-22	Stamped & Formed
AT62-20-0144	Female Contact - Socket, Gold-plated	20	16-22	Stamped & Formed
AT60-20-0244	Male Contact - Socket, Gold-plated	20	16-22	Stamped & Formed
AT62-20-0244	Female Contact - Socket, Gold-plated	20	16-22	Stamped & Formed
AT60-20-0122	Male Contact - Pin, Nickel-plated	20	16-22	Stamped & Formed
AT62-20-0122	Female Contact - Socket, Nickel-plated	20	16-22	Stamped & Formed
AT60-20-0222	Male Contact - Socket, Nickel-plated	20	16-22	Stamped & Formed
AT62-20-0222	Female Contact - Socket, Nickel-plated	20	16-22	Stamped & Formed
AT60-20-0277	Male Contact - Socket, Tin-plated	20	16-22	Stamped & Formed
AT62-20-0277	Female Contact - Socket, Tin-plated	20	16-22	Stamped & Formed
AT60-20-0422	Male Contact - Socket, Nickel-plated	20	20-22	Stamped & Formed
AT62-20-0444	Female Contact - Socket, Gold-plated	20	20-22	Stamped & Formed

Tooling - Stamped & Formed Contacts		
Part	Part Number	Description
	MFx-3974	Crimp Die - Size 20 (S&F contacts only)
	MFx-3976	Crimp Die - Size 20 (S&F contacts only) 20-22AWG -04XX Series
	MFx-3978	Crimp Die - Size 20 (S&F contacts only) 20-22AWG -02XX Series
	ATT-20-00	Hand Crimp Tool - Size 20, 20AWG (S&F contacts only)