



Main

Range of Product	Harmony K
Product or Component Type	Cam switch body
Component name	K1
[Ith] conventional free air thermal current	12 A
Sub-assembly composition	Contact blocks + fixing plate
Cam switch function	OFF-ON switch
Off position	With Off position
Poles description	1P
Switching positions	Right: 0° - 45°
Product mounting	Front mounting
Fixing Mode	Ø 22 mm hole
Bezel material	Plastic

Complementary

Switching angle	45 °
[Ui] rated insulation voltage	690 V 3)IEC 60947-1
[Ithe] conventional enclosed thermal current	10 A
Rated operational power in W	10500 W AC-21, 500 - 660 V 3 phase IEC 947-3 1100 W AC-3, 230 V 3 phase IEC 947-3 1500 W AC-23A, 230 V 3 phase IEC 947-3 1500 W AC-3, 400 V 1 phase IEC 947-3 1500 W AC-3, 400 V 3 phase IEC 947-3 1500 W AC-3, 500 V 3 phase IEC 947-3 1500 W AC-3, 690 V 3 phase IEC 947-3 2200 W AC-23A, 400 V 3 phase IEC 947-3 2200 W AC-23A, 500 V 3 phase IEC 947-3 2200 W AC-23A, 690 V 3 phase IEC 947-3 4800 W AC-21, 230 V 3 phase IEC 947-3 600 W AC-3, 230 V 1 phase IEC 947-3 8300 W AC-21, 400 V 3 phase IEC 947-3
[Ie] rated operational current AC	1 A 500 V AC-15 IEC 947-5-1 2 A 400 V AC-15 IEC 947-5-1 3 A 230 V AC-15 IEC 947-5-1 1.8 A 690 V AC-3 3 phase IEC 947-3 2.8 A 500 V AC-3 3 phase IEC 947-3 2.8 A 690 V AC-23A 3 phase IEC 947-3 3.3 A 400 V AC-3 3 phase IEC 947-3 3.8 A 500 V AC-23A 3 phase IEC 947-3 4.6 A 230 V AC-3 3 phase IEC 947-3 4.8 A 400 V AC-23A 3 phase IEC 947-3 5.6 A 230 V AC-23A 3 phase IEC 947-3
Electrical durability	1000000 Cycles AC-15 1000000 Cycles AC-21 500000 Cycles AC-23 500000 cycles AC-3
Maximum operating rate	8333 Cyc/Mn AC-15 2.5 Cyc/Mn AC-21 2.5 Cyc/Mn AC-23 2.5 cyc/mn AC-3
Short-circuit current	10000 A
Short-circuit protection	16 A cartridge fuse gG
[Uimp] rated impulse withstand voltage	4 kV in isolating function 6 kV IEC 947-1

The information provided in this documentation contains general descriptions and/or technical characteristics of the performance of the products contained herein. This documentation is not intended as a substitute for and is not to be used for determining suitability or reliability of these products for specific user applications. It is the duty of any such user or integrator to perform the appropriate and complete risk analysis, evaluation and testing of the products with respect to the relevant specific application or use thereof. Neither Schneider Electric Industries SAS nor any of its affiliates or subsidiaries shall be responsible or liable for misuse of the information contained herein.

Contact operation	Slow-break
Positive opening	With
Electrical connection	Captive screw clamp terminals flexible 2 x 1.5 mm ² Captive screw clamp terminals solid 1 x 2.5 mm ²
Mechanical durability	1000000 cycles
Net Weight	0.17 lb(US) (0.075 kg)

Environment

Standards	CENELEC EN 50013 EN/IEC 60947-3 power circuit EN/IEC 60947-5-1 control circuit
Product certifications	CSA 240 V 1 hp 1 phase CSA 240 V 3 hp 3 phase 2 UL 240 V 1 hp 3 phase UL 240 V 0.33 hp 1 phase 2
Protective treatment	TC
Ambient air temperature for operation	-13...131 °F (-25...55 °C)
Ambient Air Temperature for Storage	-40...158 °F (-40...70 °C)
Shock resistance	30 gn IEC 68-2-27
Vibration resistance	5 gn 10...150 Hz)IEC 68-2-6
Electrical shock protection class	Class II IEC 536 Class II NF C 20-030



Ordering and shipping details

Category	18406 - WORLD SERVICE PARTS(OTHER OP INT)
Discount Schedule	CS2
GTIN	3389110442922
Nbr. of units in pkg.	1
Package weight(Lbs)	3.17 oz (90 g)
Returnability	No
Country of origin	CZ

Packing Units

Unit Type of Package 1	PCE
Package 1 Height	2.56 in (6.5 cm)
Package 1 width	2.64 in (6.7 cm)
Package 1 Length	3.07 in (7.8 cm)
Unit Type of Package 2	S01
Number of Units in Package 2	16
Package 2 Weight	3.71 lb(US) (1.685 kg)
Package 2 Height	5.91 in (15 cm)
Package 2 width	5.91 in (15 cm)
Package 2 Length	15.75 in (40 cm)

Offer Sustainability

Sustainable offer status	Green Premium product
California proposition 65	WARNING: This product can expose you to chemicals including: Nickel compounds, which is known to the State of California to cause cancer, and Di-isodecyl phthalate (DIDP), which is known to the State of California to cause birth defects or other reproductive harm. For more information go to www.P65Warnings.ca.gov
REACH Regulation	 REACH Declaration
REACH free of SVHC	Yes
EU RoHS Directive	Pro-active compliance (Product out of EU RoHS legal scope)  EU RoHS Declaration
Toxic heavy metal free	Yes
Mercury free	Yes

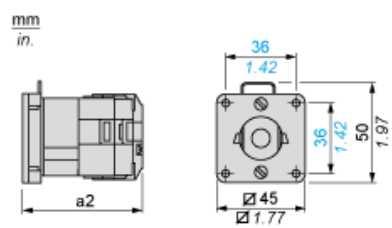
RoHS exemption information	Yes
China RoHS Regulation	China RoHS Declaration
Environmental Disclosure	Product Environmental Profile
WEEE	The product must be disposed on European Union markets following specific waste collection and never end up in rubbish bins.

Contractual warranty

Warranty	18 months
----------	-----------

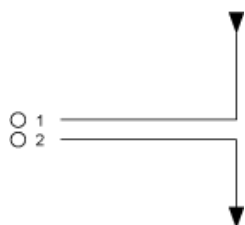
Body with Plastic Base

Front Mounting by $\varnothing 22$ mm/0.87 in. Hole

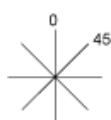


a2 49 mm/1.93 in.

Link Positions (Factory Mounted)



Angular Position of Switch



Switching Program



Convention Used for Switching Program Representation

- Contact closed
- Contact closed in 2 positions and maintained between the 2 positions
- Sealed assembly for auto-maintain control
- Overlapping contacts
- Spring return position: for a switching angle of 90°, spring return is over 30° after the last position (for a maximum of 3 simultaneous contacts).

Example:

