

Features

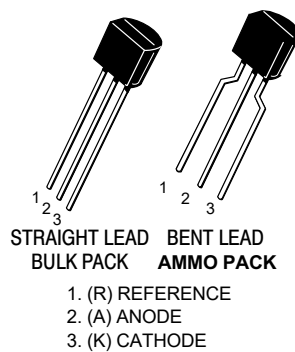
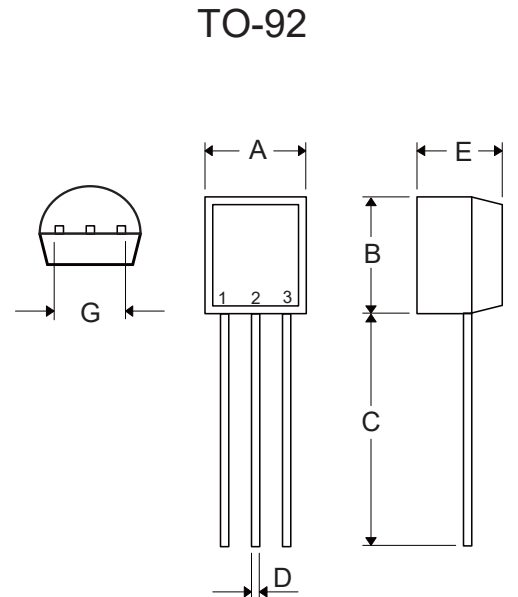
- Output Voltage can be Adjusted to 36V
- Trapping Current Capability is 1 to 100 mA
- The Effective Temperature Compensation In the Working Range of Full Temperature
- Epoxy Meets UL 94 V-0 Flammability Rating
- Moisture Sensitivity Level 1
- Halogen Free Available Upon Request By Adding Suffix "-HF"
- Lead Free Finish/RoHS Compliant ("P" Suffix designates RoHS Compliant. See ordering information)

Maximum Ratings

Parameter	Symbol	Value	Unit
Input Voltage (Vo=5.8V)	V ₁	37	V
Cathode Current Range(Continuous)	I _{KA}	-100~150	mA
Reference Input Current Range	I _{REF}	0.05~10	mA
Power Dissipation	P _D	0.77	W
Thermal Resistance junction to ambient	R _{θJA}	162	°C/W
Operating Junction Temperature	T _{opr}	0~70	°C
Storage Temperature Range	T _{STG}	-55~150	°C

Programmable Precision Shunt Regulator

Marking Code: TL431



DIM	DIMENSIONS				NOTE
	INCHES		MM		
	MIN	MAX	MIN	MAX	
A	0.169	0.185	4.30	4.70	
B	0.169	0.185	4.30	4.70	
C	0.500	-----	12.70	-----	
D	0.015	0.022	0.38	0.55	
E	0.130	0.146	3.30	3.70	
G	0.095	0.105	2.42	2.67	Straight Lead
	0.173	0.220	4.40	5.60	Bent

Electrical Characteristics @ 25°C (Unless Otherwise Specified)

Parameter	Symbol	Test Conditions	Min	Typ	Max	Unit
Reference Input Voltage	V_{ref}	$V_{KA}=V_{REF}, I_{KA}=10mA$	2.44	2.50	2.55	V
Deviation of Reference Input Voltage	$\frac{\Delta V_{ref}}{\Delta T}$	$V_{KA}=V_{REF}, I_{KA}=10mA$ $T_{min} \leq T_a \leq T_{max}$		4.5	17	mV
Ratio of Change in Reference Input Voltage to the Change in Cathode Voltage	$\frac{\Delta V_{ref}}{\Delta V_{KA}}$	$\Delta V_{KA}=10V \sim V_{ref}, I_{KA}=10mA$		-1.0	-2.7	
		$\Delta V_{KA}=36V \sim 10V, I_{KA}=10mA$		-0.5	-2.0	
Reference Input Current	I_{ref}	$I_{KA}=10mA,$ $R_1=10K\Omega, R_2=\infty$		1.5	4.0	μA
Deviation of Reference Input Current Over Full Temperature Range	$\frac{\Delta I_{ref}}{\Delta T}$	$I_{KA}=10mA,$ $R_1=10K\Omega, R_2=\infty$ $T_A=full\ Temperature$		0.4	1.2	μA
Minimum Cathode Current for Regulation	$I_{KA(min)}$	$V_{KA}=V_{REF}$		0.45	1.0	mA
Off-State Cathode Current	$I_{KA(off)}$	$V_{KA}=36V, V_{REF}=0V$		0.05	1.0	μA
Dynamic Impedance	Z_{KA}	$V_{KA}=V_{REF}, I_{KA}=1\ to\ 100mA,$ $f \leq 1.0KHz$		0.15	0.5	Ω

Curve Characteristics

Fig. 1 – Cathode Current vs. Cathode Voltage

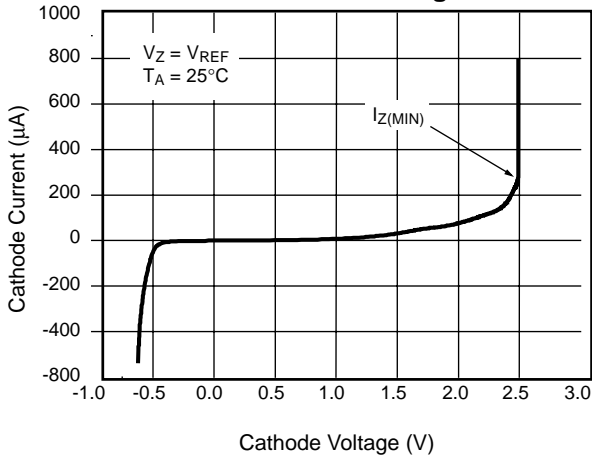


Fig. 2 – Reference Voltage vs. Temperature

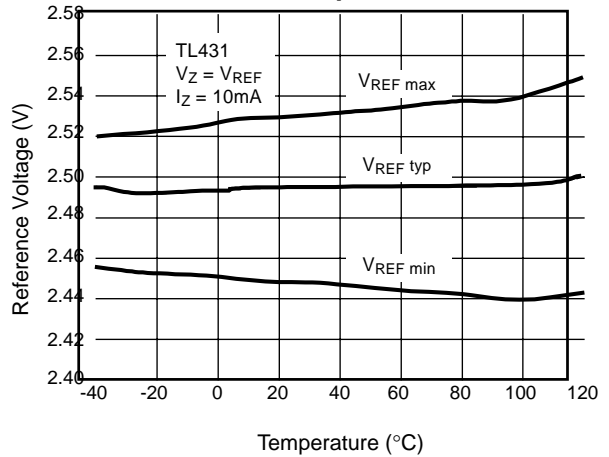


Fig. 3 – Reference Input Current vs. Temperature

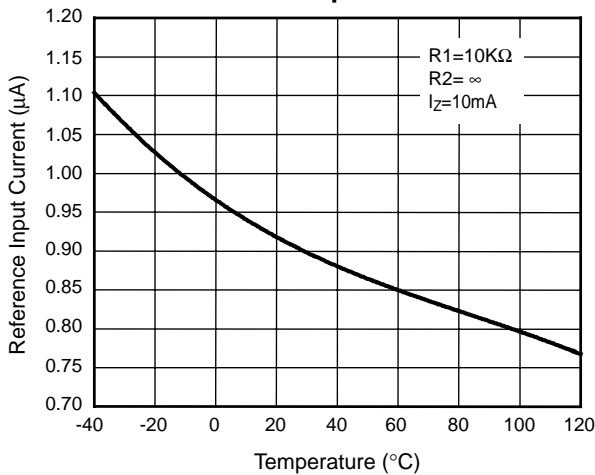


Fig. 4 – Dynamic Impedance vs. Temperature

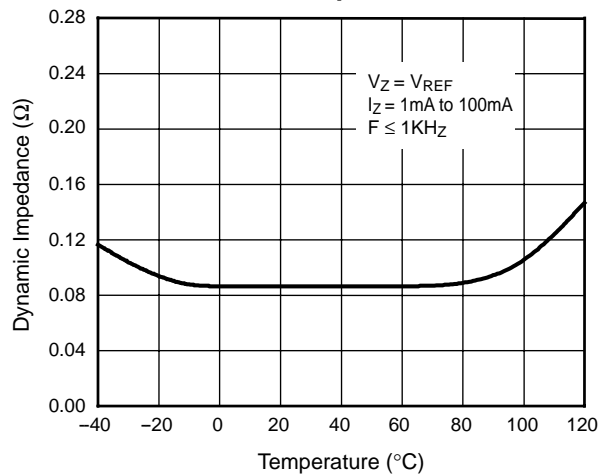


Fig. 5 – Change in Reference Voltage vs. Cathode Voltage

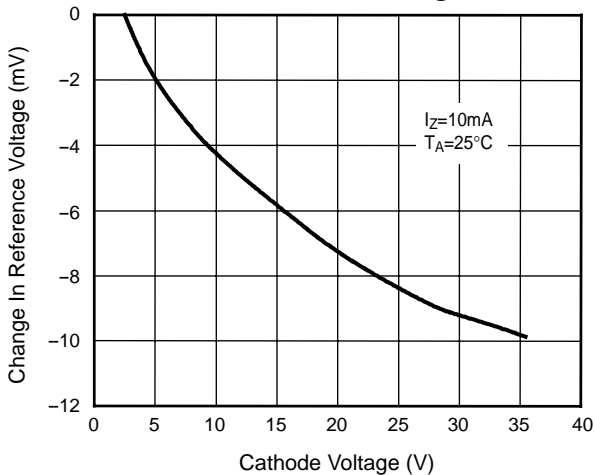
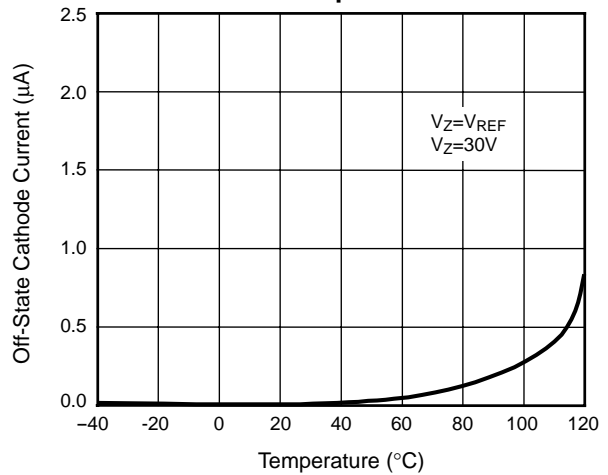


Fig. 6 – Off-State Cathode Current vs. Temperature



Ordering Information

Device	Packing
Part Number-AP	Ammo Packing: 20Kpcs/Carton
Part Number-BP	Bulk: 100Kpcs/Carton

Note : Adding "-HF" Suffix for Halogen Free, eg. Part Number-BP-HF
 Adding "-HF" Suffix for Halogen Free, eg. Part Number-AP-HF

IMPORTANT NOTICE

Micro Commercial Components Corp. reserves the right to make changes without further notice to any product herein to make corrections, modifications , enhancements , improvements , or other changes . **Micro Commercial Components Corp** . does not assume any liability arising out of the application or use of any product described herein; neither does it convey any license under its patent rights ,nor the rights of others . The user of products in such applications shall assume all risks of such use and will agree to hold **Micro Commercial Components Corp** . and all the companies whose products are represented on our website, harmless against all damages.

LIFE SUPPORT

MCC's products are not authorized for use as critical components in life support devices or systems without the express written approval of Micro Commercial Components Corporation.

CUSTOMER AWARENESS

Counterfeiting of semiconductor parts is a growing problem in the industry. Micro Commercial Components (MCC) is taking strong measures to protect ourselves and our customers from the proliferation of counterfeit parts. MCC strongly encourages customers to purchase MCC parts either directly from MCC or from Authorized MCC Distributors who are listed by country on our web page cited below. Products customers buy either from MCC directly or from Authorized MCC Distributors are genuine parts, have full traceability, meet MCC's quality standards for handling and storage. **MCC will not provide any warranty coverage or other assistance for parts bought from Unauthorized Sources.** MCC is committed to combat this global problem and encourage our customers to do their part in stopping this practice by buying direct or from authorized distributors.