

# Inductive sensor

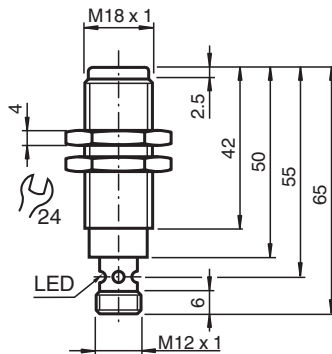
## NMB10-18GM65-E0-V1



- 10 mm flush
- Stainless steel sensing face
- Increased operating distance



### Dimensions



### Technical Data

#### General specifications

Switching function		Normally open (NO)
Output type		NPN
Rated operating distance	$s_n$	10 mm
Installation		flush (Requirements: see drawing below)
Output polarity		DC
Assured operating distance	$s_a$	0 ... 8.1 mm
Actuating element		Ferrous and nonferrous targets
Reduction factor $r_{Al}$		0.4
Reduction factor $r_{Cu}$		0.25
Reduction factor $r_{304}$		0.85
Reduction factor $r_{St37}$		1
Output type		3-wire
<b>Nominal ratings</b>		
Operating voltage	$U_B$	10 ... 30 V DC
Switching frequency	$f$	0 ... 240 Hz
Hysteresis	$H$	3 ... 15 typ. 10 %

Release date: 2020-08-03 Date of issue: 2020-08-03 Filename: 9111276\_eng.pdf

Refer to "General Notes Relating to Pepperl+Fuchs Product Information".

Pepperl+Fuchs Group  
www.pepperl-fuchs.com

USA: +1 330 486 0001  
fa-info@us.pepperl-fuchs.com

Germany: +49 621 776 1111  
fa-info@de.pepperl-fuchs.com

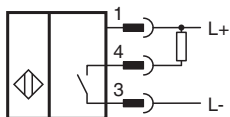
Singapore: +65 6779 9091  
fa-info@sg.pepperl-fuchs.com

**PF** PEPPERL+FUCHS

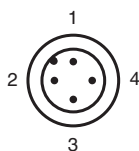
## Technical Data

Reverse polarity protection		reverse polarity protected
Short-circuit protection		pulsing
Voltage drop	$U_d$	$\leq 2\text{ V}$
Operating current	$I_L$	$\leq 200\text{ mA}$
Off-state current	$I_r$	$10\text{ }\mu\text{A}$
No-load supply current	$I_0$	$\leq 15\text{ mA}$
Operating voltage indicator		LED, green
Switching state indicator		LED, yellow
<b>Functional safety related parameters</b>		
MTTF <sub>d</sub>		847 a
Mission Time (T <sub>M</sub> )		20 a
Diagnostic Coverage (DC)		0 %
<b>Compliance with standards and directives</b>		
Standard conformity		
Standards		EN 60947-5-2:2007 IEC 60947-5-2:2007
<b>Approvals and certificates</b>		
UL approval		cULus Listed, General Purpose
CSA approval		cCSAus Listed, General Purpose
CCC approval		CCC approval / marking not required for products rated $\leq 36\text{ V}$
<b>Ambient conditions</b>		
Ambient temperature		-25 ... 70 °C (-13 ... 158 °F)
<b>Mechanical specifications</b>		
Connection type		Connector plug M12 x 1 , 4-pin
Housing material		Stainless steel 1.4305 / AISI 303
Sensing face		Stainless steel 1.4305 / AISI 303
Degree of protection		IP67

## Connection



## Connection Assignment

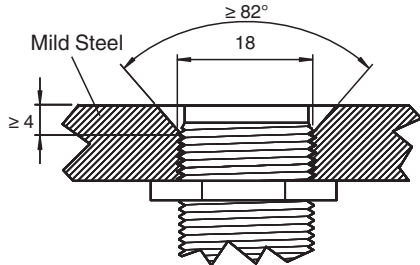


Release date: 2020-08-03 Date of issue: 2020-08-03 Filename: 9111276\_eng.pdf

Wire colors in accordance with EN 60947-5-2



1	BN	(brown)
2	WH	(white)
3	BU	(blue)
4	BK	(black)

## Mounting



Sensor face is flush with mounting surface.

## Accessories

	<b>V1-G-2M-PUR</b>	Female cordset, M12, 4-pin, PUR cable
	<b>V1-W-2M-PUR</b>	Female cordset, M12, 4-pin, PUR cable