

NOTES:

1. MATERIALS AND FINISHES:
 BODY, LOCK RING - BRASS, NICKEL PLATING
 CONTACT PIN - PHOSPHOR BRONZE, GOLD PLATING
 INSULATOR - PTFE, NATURAL
 FERRULE - COPPER, NICKEL PLATING

2. ELECTRICAL:
 A. IMPEDANCE: 75 OHM
 B. FREQUENCY RANGE: DC - 12 GHz
 C. RETURN LOSS (VSWR): 20dB (1.22) DC-6GHz
 15dB (1.43) 6-12GHz
 D. DIELECTRIC WITHSTANDING VOLTAGE: 1500 VRMS, MIN.

3. MECHANICAL:
 A. DURABILITY: 500 CYCLES MIN.
 B. TEMPERATURE RANGE: -65°C TO +165°C

4. CRIMP FERRULE WITH
 .216" HEX DIE

5. SOLDER OR CRIMP CONTACT
 WITH .052" HEX DIE

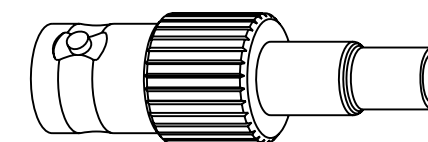
6 SHOWS CABLE ENTRY DIMENSIONS

7. PACKAGING:
 A. QUANTITY: SINGLE PACK
 B. BAG TO BE MARKED: AMPHENOL RF
 31-70538-12G
 YYWW

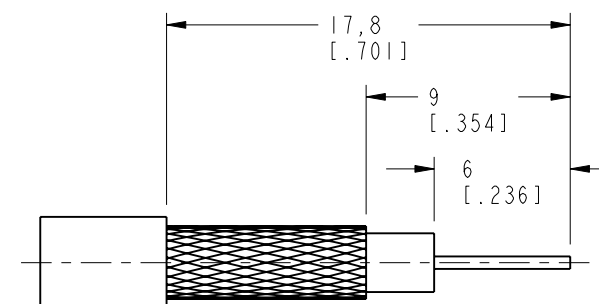
THIRD ANGLE PROJ.

REVISIONS

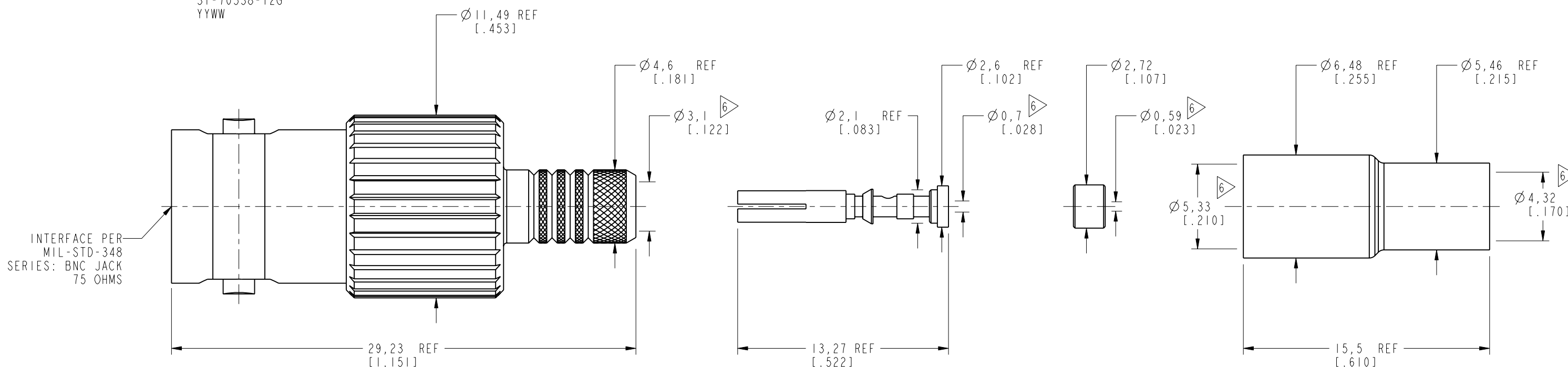
| REV | DESCRIPTION | DATE | ECO | APPR |
|-----|-------------------------------------|-----------|-------|------|
| A | RELEASE TO MFG. | 23-Mar-18 | 04322 | BMG |
| B | CONTACT CRIMPING INSTRUCTIONS ADDED | 11-May-18 | 8101 | BMG |



SCALE 1.500



RECOMMENDED
 CABLE STRIPPING DIMENSIONS



INTERFACE PER
 MIL-STD-348
 SERIES: BNC JACK
 75 OHMS

CUSTOMER OUTLINE DRAWING

ALL OTHER SHEETS ARE FOR INTERNAL USE ONLY

UNLESS OTHERWISE SPECIFIED, DIMENSIONS ARE IN METRIC AND TOLERANCES ARE:
 <0.5mm ±0.05mm 0.5 - 6mm ±0.1mm 6 - 30mm ±0.2mm 30 - 120mm ±0.3mm ANGLES ±1°

NOTICE - These drawings, specifications, or other data (1) are, and remain the property of Amphenol corp. (2) must be returned upon request; and (3) are confidential and not to be disclosed to any person other than those to whom they are given by Amphenol Corp. the furnishing of these drawings, specifications, or other data by Amphenol Corp., or to any other person to anyone for any purpose is not to be regarded by implication or otherwise in any manner licensing, granting rights to permitting such holder or any other person to manufacture, use or sell any product, process or design, patented or otherwise, that may in any way be related to or disclosed by said drawings, specifications, or other data.

| | | | | | | | | |
|----------------------|-----------|----------|--------------|------|-----------|----------------|---|-----------------------------------|
| MATERIAL | SEE NOTES | DRAWN | S. DUAN | DATE | 14-May-18 | TITLE | BNC CRIMP JACK FOR BELDEN 4855R CABLE | Amphenol RF www.amphenolrf.com |
| REFERENCE | EAR# 7619 | ENGINEER | B. GREENBAUM | DATE | 03-Apr-17 | | | |
| REF: | | APPROVED | S. HSIEH | DATE | 14-May-18 | SCALE: 4.0:1.0 | SHEET 2 OF 2 | DRAWING NO. 31-70538-12G |
| CONFIGURATION LEVEL: | In Work | CAD FILE | | | | DWG SIZE | REV | ITEM NO. 31-70538-12G |
| FINISH | | | | | | B | B | PART NO. 31-70538-12G |