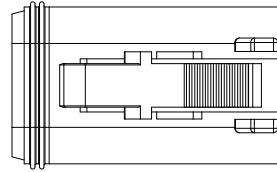
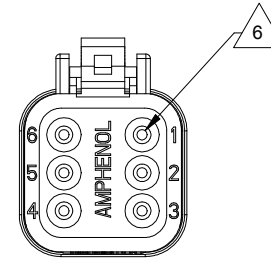
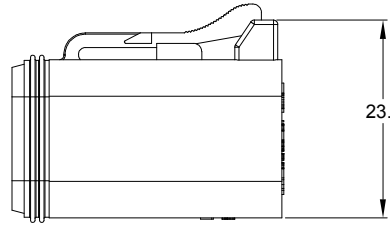
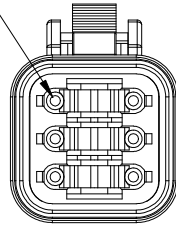


REVISIONS					
REV	ECO	DESCRIPTION	DATE	BY	APPR
A3	-	RELEASE NEW DWG FORMAT	27DEC13	JARRY	
A4	C0540S	UPDATE DIMENSIONS	29JUN16	JONY	TOMMY
A5	-	ADD COLOR OPTION	23NOV20	LOUIE	TOMMY



REQUIRES CONTACT RETENTION WEDGE AW6S



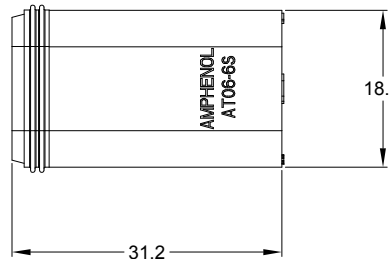
NOTES: UNLESS OTHERWISE SPECIFIED

- MATERIAL:
HOUSING: THERMOPLASTIC
SEAL: SILICONE RUBBER
- MODIFICATIONS: N/A
- SPECIFICATIONS:
 - CURRENT RATING: 13 AMPS
 - OPERATING TEMPERATURE: -55°C TO +125°C
 - DIELECTRIC WITHSTANDING VOLTAGE: LESS THAN 2 MILLIAMPS CURRENT LEAKAGE @ 1500 VOLTS AC.
 - INSULATION RESISTANCE: 1000 MEGOHMS MIN @ 25°C.
 - MOISTURE RESISTANCE:
IP68(1M OF WATER FOR A PERIOD OF 24 HOURS, MATED CONDITION)
IP69K(MATED CONDITION)
 - MATING CYCLE DURABILITY: 100 CYCLES
 - RoHS COMPLIANT

- MATING PART: AT04-6P* RECEPTACLE
(* = MODIFICATIONS AND COLORS)
- ALL DIMENSIONS ARE FOR REFERENCE USE ONLY.

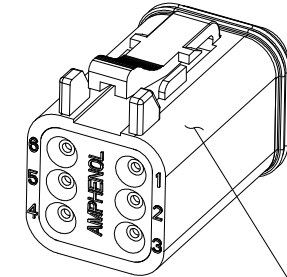
6 CONTACT SIZE AND REAR SEAL WIRE RANGE:

CONTACT SIZE	MIN. INSUL O.D.	MAX. INSUL O.D.	TYPICAL WIRE RANGE
16	2.24 mm (.088 in)	3.68 mm (.145 in)	14 - 20 AWG (2.0-0.5mm ²)



PART NUMBER CHART	
COLOR	PART NUMBER
GREY	AT06-6S
BLACK	AT06-6S-BLK
BLUE	AT06-6S-BLU
BROWN	AT06-6S-BRN
GREEN	AT06-6S-GRN
RED	AT06-6S-RED
WHITE	AT06-6S-WHT
YELLOW	AT06-6S-YEL
ORANGE	AT06-6S-ORG

STANDARD MOLDED COLOR IS GREY. ADDITIONAL COLORS SHOWN IN PART NUMBER CHART ARE AVAILABLE VIA SPECIAL ORDER.







SEE PART NUMBER CHART		REF: DT06-6S, DT06-6S-E004, DT06-6S-P012																													
QUANTITY	PART NUMBER	DESCRIPTION	ITEM																												
<table border="1"> <thead> <tr> <th colspan="2">UNLESS OTHERWISE SPECIFIED</th> <th>SIGNATURES</th> <th>DATE</th> </tr> </thead> <tbody> <tr> <td colspan="4">1) All dimensions are in metric(mm).</td> </tr> <tr> <td colspan="4">2) Tolerances are as follows:</td> </tr> <tr> <td>1 PL DEC ±0.30</td> <td>Fractions ±1/64</td> <td>LOUIE</td> <td>23NOV20</td> </tr> <tr> <td>2 PL DEC ±0.15</td> <td>Angles ±1°</td> <td>CHECKED: ORION</td> <td>25NOV20</td> </tr> <tr> <td>3 PL DEC ±0.06</td> <td></td> <td>ENGINEER:</td> <td></td> </tr> <tr> <td colspan="2">3) Note reference = </td> <td>APPROVAL: TOMMY</td> <td>27NOV20</td> </tr> </tbody> </table>				UNLESS OTHERWISE SPECIFIED		SIGNATURES	DATE	1) All dimensions are in metric(mm).				2) Tolerances are as follows:				1 PL DEC ±0.30	Fractions ±1/64	LOUIE	23NOV20	2 PL DEC ±0.15	Angles ±1°	CHECKED: ORION	25NOV20	3 PL DEC ±0.06		ENGINEER:		3) Note reference =		APPROVAL: TOMMY	27NOV20
UNLESS OTHERWISE SPECIFIED		SIGNATURES	DATE																												
1) All dimensions are in metric(mm).																															
2) Tolerances are as follows:																															
1 PL DEC ±0.30	Fractions ±1/64	LOUIE	23NOV20																												
2 PL DEC ±0.15	Angles ±1°	CHECKED: ORION	25NOV20																												
3 PL DEC ±0.06		ENGINEER:																													
3) Note reference =		APPROVAL: TOMMY	27NOV20																												
<table border="1"> <thead> <tr> <th colspan="4">MATERIALS LIST</th> </tr> </thead> <tbody> <tr> <td colspan="4">MATERIAL SPECIFICATIONS:</td> </tr> <tr> <td colspan="4">CUSTOMER:</td> </tr> <tr> <td colspan="4">THIS DRAWING IS SUPPLIED FOR INFORMATION ONLY. DESIGN FEATURES, SPECIFICATIONS AND PERFORMANCE DATA SHOWN HEREON ARE THE PROPERTY OF THE AMPHENOL CORPORATION. NO RIGHTS OF REPRODUCTION ARE IMPLIED. ALL DIMENSIONS ARE SUBJECT TO NORMAL MANUFACTURING VARIATIONS.</td> </tr> <tr> <td>PROCESS SPECIFICATIONS:</td> <td>SIZE</td> <td>TYPE</td> <td>DWG NO:</td> </tr> <tr> <td>NEXT ASSY:</td> <td>B</td> <td>C-</td> <td>AT06-6S-XXX</td> </tr> <tr> <td></td> <td>SCALE: NONE</td> <td></td> <td>REVISION A5</td> </tr> </tbody> </table>				MATERIALS LIST				MATERIAL SPECIFICATIONS:				CUSTOMER:				THIS DRAWING IS SUPPLIED FOR INFORMATION ONLY. DESIGN FEATURES, SPECIFICATIONS AND PERFORMANCE DATA SHOWN HEREON ARE THE PROPERTY OF THE AMPHENOL CORPORATION. NO RIGHTS OF REPRODUCTION ARE IMPLIED. ALL DIMENSIONS ARE SUBJECT TO NORMAL MANUFACTURING VARIATIONS.				PROCESS SPECIFICATIONS:	SIZE	TYPE	DWG NO:	NEXT ASSY:	B	C-	AT06-6S-XXX		SCALE: NONE		REVISION A5
MATERIALS LIST																															
MATERIAL SPECIFICATIONS:																															
CUSTOMER:																															
THIS DRAWING IS SUPPLIED FOR INFORMATION ONLY. DESIGN FEATURES, SPECIFICATIONS AND PERFORMANCE DATA SHOWN HEREON ARE THE PROPERTY OF THE AMPHENOL CORPORATION. NO RIGHTS OF REPRODUCTION ARE IMPLIED. ALL DIMENSIONS ARE SUBJECT TO NORMAL MANUFACTURING VARIATIONS.																															
PROCESS SPECIFICATIONS:	SIZE	TYPE	DWG NO:																												
NEXT ASSY:	B	C-	AT06-6S-XXX																												
	SCALE: NONE		REVISION A5																												
		SINE SYSTEMS - www.amphenol-sine.com 44724 Morley Drive Clinton Township, MI 48036																													
		PLUG, 6 SOCKET, AT SERIES																													
		SHEET 1 OF 1																													





TITLE: PLUG, 6 SOCKET, AT SERIES
DWG NO: AT06-6S-XXX
REV: A5
SH: 1
OF: 1

AT Series™ - Contact Size 16 Options



Machined Contacts, Sockets & Pins				
Part Number	Description	Size	AWG	Type
AT60-215-1631	Male Contact - Pin, Gold-plated	16	14	Machined
AT62-209-1631	Female Contact - Socket, Gold-plated	16	14	Machined
AT60-215-16141	Male Contact - Pin, Nickel-plated	16	14	Machined
AT62-209-16141	Female Contact - Socket, Nickel-plated	16	14	Machined
AT60-202-1631	Male Contact - Pin, Gold-plated	16	16-20	Machined
AT62-201-1631	Female Contact - Socket, Gold-plated	16	16-20	Machined
AT60-202-16141	Male Contact - Pin, Nickel-plated	16	16-20	Machined
AT62-201-16141	Female Contact - Socket, Nickel-plated	16	16-20	Machined
AT60-202-1631-22	Male Contact - Pin, Gold-plated	16	22-24	Machined
AT62-201-1631-22	Female Contact - Socket, Gold-plated	16	22-24	Machined
AT60-202-16141-22	Male Contact - Pin, Nickel-plated	16	22-24	Machined
AT62-201-16141-22	Female Contact - Socket, Nickel-plated	16	22-24	Machined

Tooling - Machined Contacts		
Part	Part Number	Description
	CA-5D12	Universal Hand Crimp Tool, Size 12/16/20 (Machined contacts only)
	CA-5E12	Pneumatic Crimp Tool, Size 12/16/20 (Machined contacts only)

Contact Removal Tools		
Part	Part Number	Description
	ART-100	Used for removal of contacts for A Series™ products
	AT11-310-1605	Contact Removal Tool, Plastic, Size 16

Sealing Plugs		
Part	Part Number	Description
	A114017	Sealing Plug, Size 16, White
	A114017-SR	Sealing Plug, Size 16, SR01 Series, Black
	AT13-217-1605	Locking Sealing Plug, Size 16, Grey
	AT13-217-1605-SR	Locking Sealing Plug, Size 16, SR01 Series, Red

Stamped & Formed Contacts, Sockets & Pins				
Part Number	Description	Size	AWG	Type
AT60-14-0144	Male Contact - Pin, Gold-plated	16	14-16	Stamped & Formed
AT62-14-0144	Female Contact - Socket, Gold-plated	16	14-16	Stamped & Formed
AT60-14-0122	Male Contact - Pin, Nickel-plated	16	14-16	Stamped & Formed
AT62-14-0122	Female Contact - Socket, Nickel-plated	16	14-16	Stamped & Formed
AT60-16-0144	Male Contact - Pin, Gold-plated	16	16-18	Stamped & Formed
AT62-16-0144	Female Contact - Socket, Gold-plated	16	16-18	Stamped & Formed
AT60-16-0122	Male Contact - Pin, Nickel-plated	16	16-18	Stamped & Formed
AT62-16-0122	Female Contact - Socket, Nickel-plated	16	16-18	Stamped & Formed
AT60-16-0644	Male Contact - Pin, Gold-plated	16	18-20	Stamped & Formed
AT62-16-0644	Female Contact - Socket, Gold-plated	16	18-20	Stamped & Formed
AT60-16-0622	Male Contact - Pin, Nickel-plated	16	18-20	Stamped & Formed
AT62-16-0622	Female Contact - Socket, Nickel-plated	16	18-20	Stamped & Formed
AT60-16-0844	Male Contact - Pin, Gold-plated	16	20-22	Stamped & Formed
AT62-16-0844	Female Contact - Socket, Gold-plated	16	20-22	Stamped & Formed
AT60-16-0822	Male Contact - Pin, Nickel-plated	16	20-22	Stamped & Formed
AT62-16-0822	Female Contact - Socket, Nickel-plated	16	20-22	Stamped & Formed

Tooling - Stamped & Formed Contacts		
Part	Part Number	Description
	MF-3950	Crimp Die - Size 16, 18-20AWG (S&F contacts only)
	MF-3953	Crimp Die - Size 16, 16-18AWG (S&F contacts only)
	MF-3975	Crimp Die - Size 16, 14-16AWG (S&F contacts only)
	MF-3990	Crimp Die - Size 16, 20-22AWG (S&F contacts only)
	ATT-16-00	Hand Crimp Tool - Size 16, 14-16AWG (S&F contacts only)
	ATT-16-01	Hand Crimp Tool - Size 16, 18-20AWG (S&F contacts only)
	ATT-1612-03	Hand Crimp Tool - Size 16, 20-22AWG (S&F contacts only)

Amphenol Sine Systems
 44724 Morley Drive
 Clinton Township, MI 48036 USA
www.amphenol-sine.com
 03/2022