


CTDAS0910AF Series

From 6.8 μ H to 22 μ H

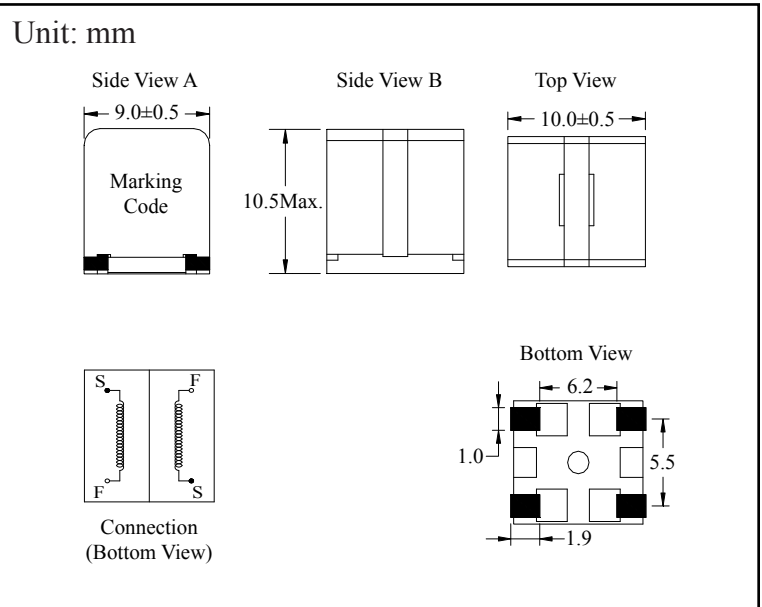
SPECIFICATIONS

*Isat: Value of inductance decrease within 20%
 **Irms(A): A rise in temperature of core surface is within 40°C

Part Number	Inductance $\pm 20\%$ (μ H)	Test Freq. (kHz)	DCR Nom.(Max.) (m Ω)	*Isat(A) Drop $\leq 20\%$	**Irms(A) Rise $\leq 40^\circ$ C
CTDAS0910AF-6R8M	6.80	1.0	15.90(19.00)	7.80	5.00
CTDAS0910AF-8R2M	8.20	1.0	15.90(19.00)	7.00	5.00
CTDAS0910AF-100M	10.00	1.0	18.10(21.00)	5.60	4.80
CTDAS0910AF-150M	15.00	1.0	29.30(35.00)	4.80	3.50
CTDAS0910AF-220M	22.00	1.0	37.00(45.00)	3.30	3.50



PHYSICAL DIMENSIONS



CHARACTERISTICS

Description: SMD Inductors for Class D

Features:

- Magnetic shielded structure, excellent resistance to electro-magnetic interference.
- Sturdy construction.
- Low magnetic loss, low ESR, small parasitic capacitance.
- Closed magnetic circuit, super low buzzing, high density mount.
- The temperature rise of current and rated current less influenced by the environment.

Applications: TV and monitor, AV amplifier, video game console, power supply, navigation equipment, audio applications, etc.

Operating Temperature: -40°C to +125°C

Inductance Tolerance: $\pm 20\%$

Testing: Inductance at 1.0kHz, 1.0V

Packaging: Tape & Reel.

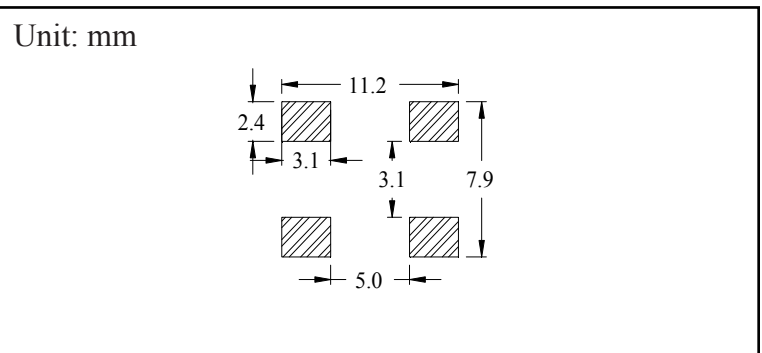
Marking: Parts are marked with inductance code.

Miscellaneous: **RoHS Compliant.**

Additional Information: Additional electrical & physical information available upon request.

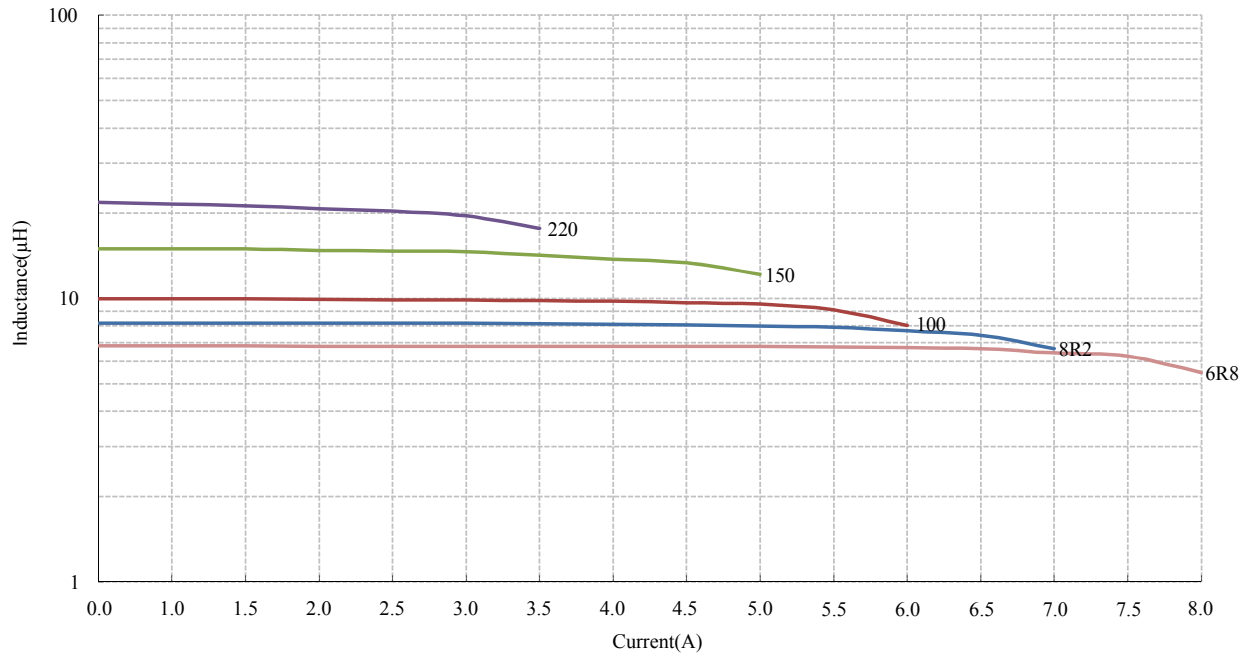
Samples available. See website for ordering information.

PAD LAYOUT



CTDAS0910AF Series

Typical Inductance vs Current Characteristics



Typical Temperature Rise vs Current Characteristics

