

Bus coupler - IL CO BK-XC-PAC - 2702635

Please be informed that the data shown in this PDF Document is generated from our Online Catalog. Please find the complete data in the user's documentation. Our General Terms of Use for Downloads are valid (<http://phoenixcontact.com/download>)



Inline XC, Bus coupler, CANopen®, MINI COMBICON, Extreme conditions version, transmission speed in the local bus: 500 kbps / 2 Mbps, degree of protection: IP20, including network connector, Inline connector, and marking field

Product Description

The bus coupler is intended for use within a CANopen® network. It is the link to the Inline I/O system. Up to 63 Inline devices can be connected to the bus coupler. A corresponding EDS file is available for integrating the Inline station into the programming system. This file can be downloaded via the product at phoenixcontact.net/products.

Your advantages

- Auto baud rate detection in the CANopen® network
- Programmable modes for behavior in the event of an error
- Emergency messages
- Integrated termination resistor can be switched on or off via DIP switch
- Supports two SDO servers simultaneously
- Trigger modes: event, timer, remote request
- Node and life guarding
- Heartbeat
- Connection to CANopen® with 5-pos. MINI COMBICON connector
- Can be used under extreme ambient conditions
- Extended temperature range of -40 °C ... +70 °C (see "Tested successfully: use under extreme ambient conditions" in the data sheet)
- Coated PCBs



Key Commercial Data

Packing unit	1 pc
GTIN	
GTIN	4055626357546

Technical data

Note

Bus coupler - IL CO BK-XC-PAC - 2702635

Technical data

Note

Utilization restriction	EMC: class A product, see manufacturer's declaration in the download area
-------------------------	---

Dimensions

Width	40 mm
Height	119.4 mm
Depth	71.5 mm
Note on dimensions	Housing dimensions

Ambient conditions

Ambient temperature (operation)	-25 °C ... 55 °C (Standard)
	-40 °C ... 70 °C (Extended, see section "Tested successfully: use under extreme ambient conditions" in the data sheet.)
Ambient temperature (storage/transport)	-40 °C ... 85 °C
Permissible humidity (operation)	10 % ... 95 % (non-condensing)
Permissible humidity (storage/transport)	10 % ... 95 % (non-condensing)
Air pressure (operation)	70 kPa ... 106 kPa (up to 3000 m above sea level)
Air pressure (storage/transport)	70 kPa ... 106 kPa (up to 3000 m above sea level)
Degree of protection	IP20

General

Mounting type	DIN rail
Net weight	169 g
Note on weight specifications	with connectors
Diagnostics messages	CRC error Message about the emergency object
	Peripheral fault Message about the emergency object
	Power error Message about the emergency object
	Module change errors Message about the emergency object
	Inactive local bus Message about the emergency object
	Inline connection error Message about the emergency object
	Faulty Inline cycles Message about the emergency object

Interfaces

Designation	CANopen®
No. of channels	1
Connection method	MINI COMBICON
Transmission speed	1 Mbps, 800 kbps, 500 kbps, 250 kbps, 125 kbps, 50 kbps, 20 kbps, 10 kbps (Can be set via DIP switch or automatic detection)
Number of positions	5
Designation	Inline local bus
Connection method	Inline data jumper
Transmission speed	500 kbps / 2 Mbps (automatic detection, no combined system)

System limits of the bus coupler

Bus coupler - IL CO BK-XC-PAC - 2702635

Technical data

System limits of the bus coupler

Designation	System limits of the bus coupler
Amount of process data	max. 512 Byte (Sum of the inputs and outputs for 64 PDOs with 8 bytes each)
Number of supported devices	max. 63 (per station)
Number of local bus devices that can be connected	max. 63
Number of devices with parameter channel	max. 16
Number of supported branch terminals with remote bus branch	0
Designation	CANopen®
Device profile	CiA 401 V3.0

Inline potentials

Designation	Bus coupler supply U_{BC} ; Communications power U_L (7.5 V) and the analog supply U_{ANA} (24 V) are generated from the bus coupler supply.
Supply voltage	24 V DC
Supply voltage range	19.2 V DC ... 30 V DC (via Inline connector)
Current consumption	typ. 51 mA (No local bus devices connected)
	max. 0.9 A (with max. number of connected I/O terminal blocks)
Designation	Communications power (U_L)
Supply voltage	7.5 V DC $\pm 5\%$
Power supply unit	max. 0.8 A
Power consumption	typ. 1.3 W (entire device)
Designation	Supply of analog modules (U_{ANA})
Supply voltage	24 V DC
Supply voltage range	19.2 V DC ... 30 V DC (including all tolerances, including ripple)
Power supply unit	max. 0.5 A
Designation	Main circuit supply (U_M)
Supply voltage	24 V DC
Supply voltage range	19.2 V DC ... 30 V DC (including all tolerances, including ripple)
Power supply unit	max. 8 A (sum of $U_M + U_S$)
Designation	Segment circuit supply (U_S)
Supply voltage	24 V DC
Supply voltage range	19.2 V DC ... 30 V DC (including all tolerances, including ripple)
Power supply unit	max. 8 A (sum of $U_M + U_S$)
Power consumption	typ. 1.3 W (entire device)

Standards and Regulations

Protection class	III, IEC 61140, EN 61140, VDE 0140-1
------------------	--------------------------------------

Environmental Product Compliance

REACH SVHC	Lead 7439-92-1
China RoHS	Environmentally friendly use period: unlimited = EFUP-e
	No hazardous substances above threshold values

Bus coupler - IL CO BK-XC-PAC - 2702635

Approvals




Approvals

Approvals

UL Listed / cUL Listed / cULus Listed

Ex Approvals

Approval details

UL Listed		http://database.ul.com/cgi-bin/XYV/template/LISEXT/1FRAME/index.htm	FILE E 238705
cUL Listed		http://database.ul.com/cgi-bin/XYV/template/LISEXT/1FRAME/index.htm	FILE E 238705
cULus Listed			

Phoenix Contact 2019 © - all rights reserved
<http://www.phoenixcontact.com>

PHOENIX CONTACT GmbH & Co. KG
Flachsmarktstr. 8
32825 Blomberg
Germany
Tel. +49 5235 300
Fax +49 5235 3 41200
<http://www.phoenixcontact.com>