

(0.635 mm) .025"

BTS, BSS SERIES

BASIC BLADE & BEAM HEADER & SOCKET

SPECIFICATIONS

For complete specifications and recommended PCB layouts see www.samtec.com?BTS or www.samtec.com?BSS

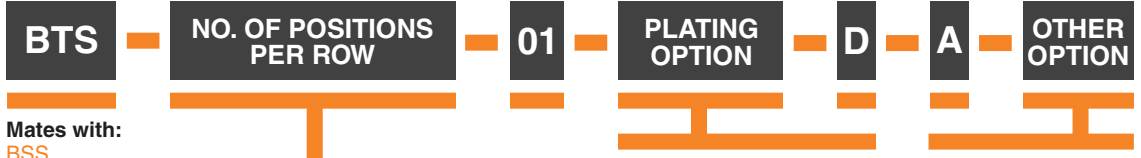
Insulator Material: Liquid Crystal Polymer
Terminal Material (BTS): Phosphor Bronze
Contact Material (BSS): Phosphor Bronze
Plating: Au or Sn over 50 µm (1.27 µm) Ni
Current Rating: 1.8 A per pin (2 pins powered)
Operating Temp Range: -55 °C to +125 °C
RoHS Compliant: Yes

PROCESSING

Lead-Free Solderable: Yes
SMT Lead Coplanarity: (0.10 mm) .004" max
Board Stacking: For applications requiring more than two connectors per board or 100 positions or higher, contact ipg@samtec.com

RECOGNITIONS

For complete scope of recognitions see www.samtec.com/quality



Mates with:
BSS


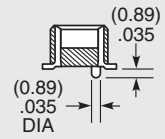
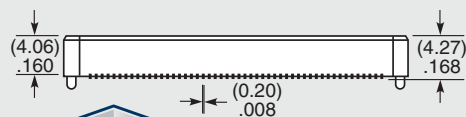
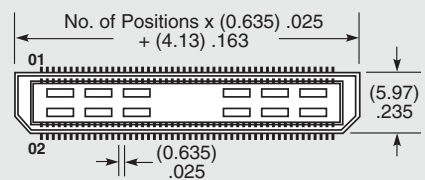
-025, -050, -075, -100

-F
= Gold Flash on contact, Matte Tin on tail

-L
= 10 µm (0.25 µm) Gold on contact, Matte Tin on tail

-K
= (7.00 mm) .275" DIA Polyimide Film Pick & Place Pad

-TR
= Tape & Reel (-100 positions maximum)



POWER/SIGNAL APPLICATION

Compatible with UMPT/UMPS for flexible two-piece power/signal solutions

MATED HEIGHT

LEAD STYLE	MATED HEIGHT*
-01	(5.00) .197

*Processing conditions will affect mated height.



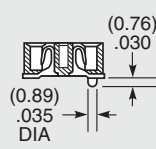
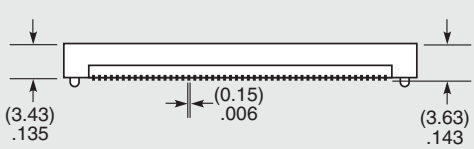
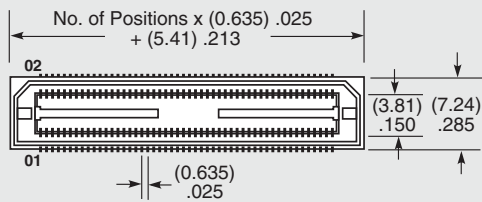
Mates with:
BTS

-025, -050, -075, -100

-F
= Gold Flash on contact, Matte Tin on tail

-L
= 10 µm (0.25 µm) Gold on contact, Matte Tin on tail

-TR
= Tape & Reel (-100 positions maximum)



ALSO AVAILABLE (MOQ Required)

- 30 µm (0.76 µm) Gold
- Other platings
- Other positions

OTHER SOLUTIONS

Edge Mount capability. Call for availability.

Note: Some lengths, styles and options are non-standard, non-returnable.

Due to technical progress, all designs, specifications and components are subject to change without notice.

WWW.SAMTEC.COM

All parts within this catalog are built to Samtec's specifications. Customer specific requirements must be approved by Samtec and identified in a Samtec customer-specific drawing to apply.