

Discontinuation of certain Pyrolytic Graphite Sheet (PGS) P/N's

PDN.PG33.09.16.2013


09/16/13

Effective Date:	October 18, 2013
Last Time Buy Date:	No longer available
Last Time Ship Date:	No longer available
Discontinuation Details:	We are discontinuing following PGS part numbers that are not listed in the datasheet and brochure.
Suggested Replacement:	Standard values listed in our datasheet and brochure.
Affected Part Numbers:	Listed below
Datasheets:	http://industrial.panasonic.com/www-data/pdf/AYA0000/AYA0000CE2.pdf Brochure: http://www.panasonic.com/industrial/includes/pdf/Panasonic PGS Brochure .pdf
Notes:	EYG-A060910B EYG-A091203SM EYG-A121803S EYG-A121803SM EYG-M060910SS EYG-M091210SS EYG-M121810SS EYG-M121810SW EYG-A060910P EYG-A121810T EYG-C091210C EYG-C121810C EYG-A020210 EYG-A040410 EYG-A0709BVAA EYG-A0709BVBA EYG-A0709BVCA EYG-L030310M EYG-L030310P EYG-L04010P

Discontinuation of certain Pyrolytic Graphite Sheet (PGS) P/N's

PDN.PG33.09.16.2013

09/16/13



EYG-L040410P
EYG-L050510P
EYG-L050510PA
EYG-M0102QUSA
EYG-S010310HF
EYG-S0202AFAA
EYG-S020310HE
EYG-S020310HF
EYG-S030310B
EYG-S040410
EYG-S040610R
EYG-S040616R
EYG-S060810H


PDN PG33.09.16.2013

PGS P/N's on PDN
EYG-A060910B
EYG-A091203SM
EYG-A121803S
EYG-A121803SM
EYG-M060910SS
EYG-M091210SS
EYG-M121810SS
EYG-M121810SW
EYG-A060910P
EYG-A121810T
EYG-C091210C
EYG-C121810C
EYG-A020210
EYG-A040410
EYG-A0709BVAA
EYG-A0709BVBA
EYG-A0709BVCA
EYG-L030310M
EYG-L030310P
EYG-L04010P
EYG-L040410P
EYG-L050510P
EYG-L050510PA
EYG-M0102QUSA
EYG-S010310HF
EYG-S0202AFAA
EYG-S020310HE
EYG-S020310HF
EYG-S030310B
EYG-S040410
EYG-S040610R
EYG-S040616R
EYG-S060810H

“PGS” Graphite Sheets

Type: **EYG**

PGS (Pyrolytic Graphite Sheet) is a thermal interface material which is very thin, synthetically made, has high thermal conductivity, and is made from a highly oriented graphite polymer film. It is ideal for providing thermal management/heat-sinking in limited spaces or to provide supplemental heat-sinking in addition to conventional means. This material is flexible and can be cut into customizable shapes.



■ Features

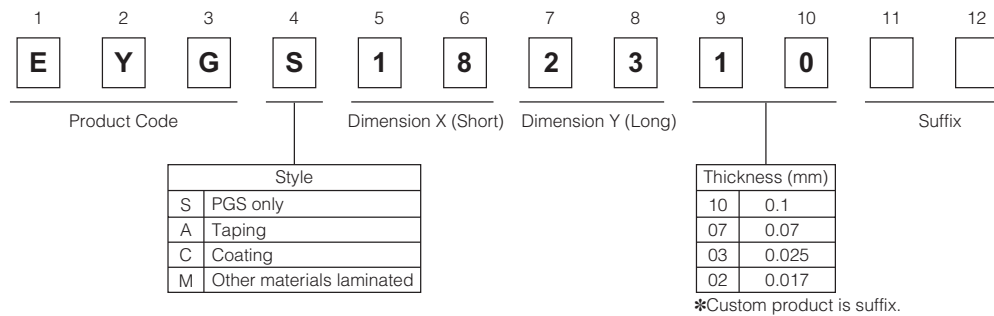
- Excellent thermal conductivity : 700 to 1750 W/(m·K)
(2 to 4 times as high as copper, 3 to 7 times as high as aluminum)
- Lightweight: Specific gravity : 0.85 to 2.1 g/cm³
(1/4 to 1/10 of copper, 1/1.3 to 1/3 of aluminum in density)
- Flexible and easy to be cut or trimmed.
(withstands repeated bending)
- Low thermal resistance
- RoHS compliant

■ Recommended applications

- Smart phones, Cellular phones, DVC, DSC, PCs and peripherals, pickup
- Semiconductor manufacturing equipment (Sputtering, Dry etching, Steppers)
- Optical communications equipment

■ Handling Precautions (Please see Page 380)

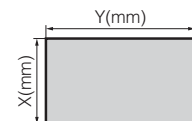
■ Explanation of Part Numbers



■ Dimensions in mm (not to scale)

Dimension of representative

Part No.	Dimension X (Short)*	Dimension Y (Long)*	Thickness (mm)								
EYGS1823 <table border="1" style="display: inline-table; vertical-align: middle;"><tr><td>1</td><td>0</td></tr><tr><td>0</td><td>7</td></tr></table>	1	0	0	7	180±5 mm	230±5 mm	0.10±0.03, 0.07±0.015				
1	0										
0	7										
EYGS1218 <table border="1" style="display: inline-table; vertical-align: middle;"><tr><td>1</td><td>0</td></tr><tr><td>0</td><td>7</td></tr><tr><td>0</td><td>3</td></tr><tr><td>0</td><td>2</td></tr></table>	1	0	0	7	0	3	0	2	115±5 mm	180±5 mm	0.10±0.03, 0.07±0.015, 0.025±0.010, 0.017±0.005
1	0										
0	7										
0	3										
0	2										
EYGS0912 <table border="1" style="display: inline-table; vertical-align: middle;"><tr><td>1</td><td>0</td></tr><tr><td>0</td><td>7</td></tr><tr><td>0</td><td>3</td></tr><tr><td>0</td><td>2</td></tr></table>	1	0	0	7	0	3	0	2	90±5 mm	115±5 mm	0.10±0.03, 0.07±0.015, 0.025±0.010, 0.017±0.005
1	0										
0	7										
0	3										
0	2										



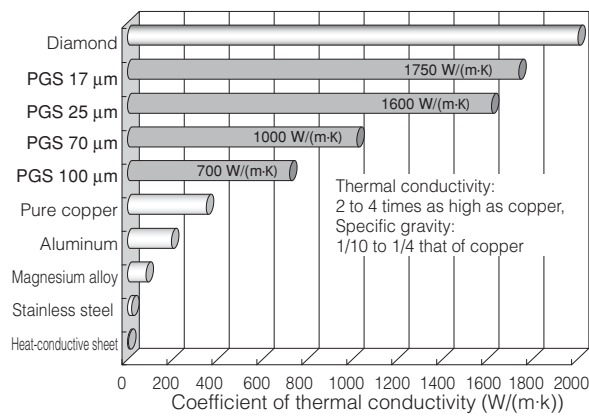
*Please contact us for other dimensions other than those above.

■ Characteristics

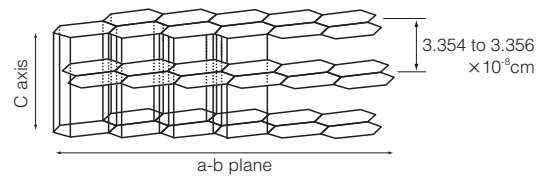
Thickness		100 μm	70 μm	25 μm	17 μm
		0.10 ± 0.03 mm	0.07 ± 0.015 mm	0.025 ± 0.010 mm	0.017 ± 0.005 mm
Density		0.85 g/cm ³	1.21 g/cm ³	1.90 g/cm ³	2.10 g/cm ³
Thermal conductivity	a-b plane	700 W/(m·K)	1000 W/(m·K)	1600 W/(m·K)	1750 W/(m·K)
Electrical conductivity		10000 S/cm	10000 S/cm	20000 S/cm	20000 S/cm
Extensional strength		19.6 MPa	22.0 MPa	30.0 MPa	40.0 MPa
Expansion coefficient	a-b plane	9.3×10^{-7} 1/K	9.3×10^{-7} 1/K	9.3×10^{-7} 1/K	9.3×10^{-7} 1/K
	c axis	3.2×10^{-5} 1/K	3.2×10^{-5} 1/K	3.2×10^{-5} 1/K	3.2×10^{-5} 1/K
Heat resistance		400 °C			
Bending(angle 180,R5)		10000 cycles			

*Values are for reference, not guaranteed.

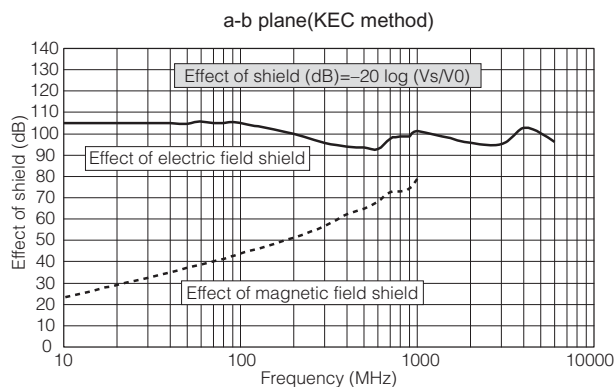
■ Comparison of thermal conductivity (a-b plane)



■ Layered structure of PGS




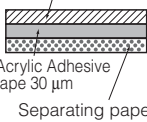
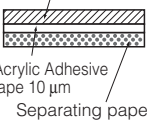
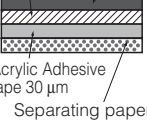
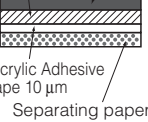
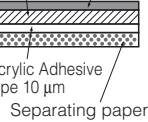
■ Electric field shield performance



Design and specifications are each subject to change without notice. Ask factory for the current technical specifications before purchase and/or use. Should a safety concern arise regarding this product, please be sure to contact us immediately.

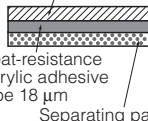
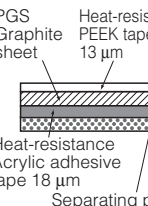
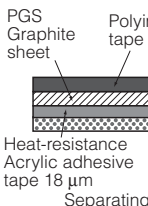
Rating and Characteristics

● Standard series (PGS 100, 70, 25, 17 μm)

Type	PGS Only	Adhesive Type		Laminated type (Insulation & Adhesive)		
	S type	A-A type	A-M type	A-PA type	A-PM type	A-DM type
Front face	–	–	–	Polyester tape standard type 30 μm	Polyester tape standard type 30 μm	Polyester tape thin type 10 μm
Rear face	–	Insulative adhesion type 30 μm	Insulative thin adhesion type 10 μm	Insulative adhesion type 30 μm	Insulative thin adhesion type 10 μm	Insulative thin adhesion type 10 μm
Structure						
Features	<ul style="list-style-type: none"> High Thermal Conductivity High Flexibility Low Thermal Resistance Available up to 400 °C Conductive Material 	<ul style="list-style-type: none"> With insulation material on one side With strong adhesive tape for putting chassis Withstanding Voltage : 2 kV 	<ul style="list-style-type: none"> With insulation material on one side Low thermal resistance comparison with A-A type Withstanding Voltage : 1 kV 	<ul style="list-style-type: none"> With insulation material on both side Withstanding Voltage PET tape : 4 kV Adhesive Tape : 2 kV 	<ul style="list-style-type: none"> With insulation material on both side Withstanding Voltage PET tape : 4 kV Adhesive Tape : 1 kV 	<ul style="list-style-type: none"> With insulation material on both side Withstanding Voltage PET tape : 1 kV Adhesive Tape : 1 kV
Withstand temperature	400 °C	100 °C	100 °C	100 °C	100 °C	100 °C
Standard Size	115 × 180 mm	90 × 115 mm	90 × 115 mm	90 × 115 mm	90 × 115 mm	90 × 115 mm
Maximum size	180 × 230 mm 115 × 180 mm(25 μm)	115 × 180 mm	115 × 180 mm	115 × 180 mm	115 × 180 mm	115 × 180 mm
100 μm	Part No.	EYGS121810	–	–	–	–
	Thickness	100 μm	–	–	–	–
70 μm	Part No.	EYGS121807	EYGA091207A	EYGA091207M	EYGA091207PA	EYGA091207PM
	Thickness	70 μm	100 μm	80 μm	130 μm	110 μm
25 μm	Part No.	EYGS121803	EYGA091203A	EYGA091203M	EYGA091203PA	EYGA091203PM
	Thickness	25 μm	55 μm	35 μm	85 μm	65 μm
17 μm	Part No.	–	EYGA091202A	EYGA091202M	EYGA091202PA	EYGA091202PM
	Thickness	–	47 μm	27 μm	77 μm	57 μm

* Please contact our engineering section or factory about to special applications.

● High heat resistance series (PGS 70, 25, 17 μm)

Type	high heat resistance type			
	A-V type	A-RV type	A-KV type	
Front face	–	high heat resistance and insulation type 13 μm	high heat resistance and insulation type 30 μm	
Rear face	High heat resistance and insulation adhesion type 18 μm	High heat resistance and insulation adhesion type 18 μm	High heat resistance and insulation adhesion type 18 μm	
Structure				
Features	<ul style="list-style-type: none"> With high heat resistance and insulation tape on one side Withstanding Voltage Adhesive tape : 2 kV 	<ul style="list-style-type: none"> With high heat resistance and insulation tape on both side Withstanding Voltage PEEK tape : 2 kV Adhesive tape : 2 kV 	<ul style="list-style-type: none"> With high heat resistance and more insulated tape on both side Withstanding Voltage PI tape : 5 kV Adhesive tape : 2 kV 	
Withstand temperature	150 °C	150 °C	150 °C (Polyimide : 180 °C)	
Standard Size	90 × 115 mm	90 × 115 mm	90 × 115 mm	
Maximum size	115 × 180 mm	115 × 180 mm	115 × 180 mm	
70 μm	Part No.	EYGA091207V	EYGA091207RV	EYGA091207KV
	Thickness	88 μm	101 μm	118 μm
25 μm	Part No.	EYGA091203V	EYGA091203RV	EYGA091203KV
	Thickness	43 μm	56 μm	73 μm
17 μm	Part No.	EYGA091202V	EYGA091202RV	EYGA091202KV
	Thickness	35 μm	48 μm	65 μm

Design and specifications are each subject to change without notice. Ask factory for the current technical specifications before purchase and/or use. Should a safety concern arise regarding this product, please be sure to contact us immediately.

Minimum order

Item	Part No.	Type	Size	Minimum order
PGS Graphite Sheet Only	S type 100 μm	EYGS091210	90×115 mm	20
		EYGS121810	115×180 mm	10
		EYGS182310	180×230 mm	10
	S type 70 μm	EYGS091207	90×115 mm	20
		EYGS121807	115×180 mm	10
		EYGS182307	180×230 mm	10
S type 25 μm	EYGS091203	90×115 mm	20	
	EYGS121803	115×180 mm	10	
PGS 70, 25 μm Adhesive Type [Standard series]	A-A type 70 μm	EYGA091207A	90×115 mm	20
		EYGA121807A	115×180 mm	10
	A-A type 25 μm	EYGA091203A	90×115 mm	20
		EYGA121803A	115×180 mm	10
	A-A type 17 μm	EYGA091202A	90×115 mm	20
		EYGA121802A	115×180 mm	10
	A-M type 70 μm	EYGA091207M	90×115 mm	20
		EYGA121807M	115×180 mm	10
	A-M type 25 μm	EYGA091203M	90×115 mm	20
		EYGA121803M	115×180 mm	10
	A-M type 17 μm	EYGA091202M	90×115 mm	20
		EYGA121802M	115×180 mm	10
PGS 70, 25 μm Laminated Type (Insulation & Adhesive) [Standard series]	A-PA type 70 μm	EYGA091207PA	90×115 mm	20
		EYGA121807PA	115×180 mm	10
	A-PA type 25 μm	EYGA091203PA	90×115 mm	20
		EYGA121803PA	115×180 mm	10
	A-PA type 17 μm	EYGA091202PA	90×115 mm	20
		EYGA121802PA	115×180 mm	10
	A-PM type 70 μm	EYGA091207PM	90×115 mm	20
		EYGA121807PM	115×180 mm	10
	A-PM type 25 μm	EYGA091203PM	90×115 mm	20
		EYGA121803PM	115×180 mm	10
	A-PM type 17 μm	EYGA091202PM	90×115 mm	20
		EYGA121802PM	115×180 mm	10
	A-DM type 70 μm	EYGA091207DM	90×115 mm	20
		EYGA121807DM	115×180 mm	10
	A-DM type 25 μm	EYGA091203DM	90×115 mm	20
		EYGA121803DM	115×180 mm	10
A-DM type 17 μm	EYGA091202DM	90×115 mm	20	
	EYGA121802DM	115×180 mm	10	
PGS 70, 25 μm [High heat resistance type]	A-V type 70 μm	EYGA091207V	90×115 mm	20
		EYGA121807V	115×180 mm	10
	A-V type 25 μm	EYGA091203V	90×115 mm	20
		EYGA121803V	115×180 mm	10
	A-V type 17 μm	EYGA091202V	90×115 mm	20
		EYGA121802V	115×180 mm	10
	A-RV type 70 μm	EYGA091207RV	90×115 mm	20
		EYGA121807RV	115×180 mm	10
	A-RV type 25 μm	EYGA091203RV	90×115 mm	20
		EYGA121803RV	115×180 mm	10
	A-RV type 17 μm	EYGA091202RV	90×115 mm	20
		EYGA121802RV	115×180 mm	10
	A-KV type 70 μm	EYGA091207KV	90×115 mm	20
		EYGA121807KV	115×180 mm	10
	A-KV type 25 μm	EYGA091203KV	90×115 mm	20
		EYGA121803KV	115×180 mm	10
A-KV type 17 μm	EYGA091202KV	90×115 mm	20	
	EYGA121802KV	115×180 mm	10	

** Please consult if the quantity of orders is little.