

SMD Power Inductor CDPH28D11F



Halogen Free



Description

- Ferrite core construction.
- Magnetically shielded.
- L × W × H: 3.2 × 3.0 × 1.2mm Max.
- Product weight: 34mg(Ref.)
- Moisture Sensitivity Level: 1
- RoHS compliance.
- Halogen Free available.

Environmental Data

- Operating temperature range: -40°C~+105°C (including coil's self temperature rise)
- Storage temperature range: -40°C~+105°C
- Solder reflow temperature: 260 °C peak.

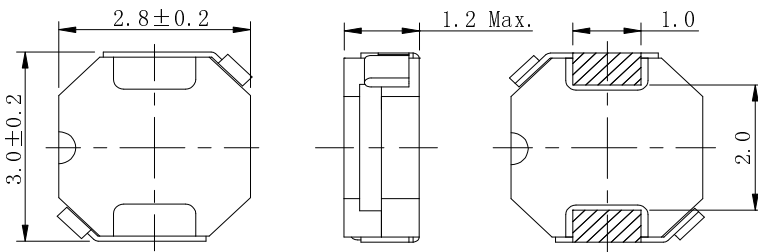
Packaging

- Carrier tape and reel packaging.
- 7.0" diameter reel
- 1500pcs per reel

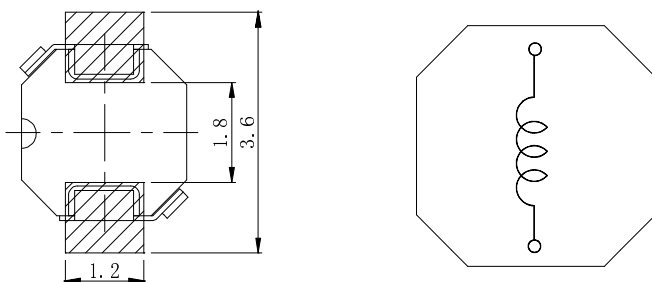
Applications

- Ideally used in Mobilephone, PDA, MP3, DSC/DVC, etc as DC-DC converter inductors.

Dimension - [mm]



Land pattern and Schematics - [mm]



Electrical Characteristics

Part No.	Stamp	Inductance (μ H) [Within] ※1	D.C.R. (m Ω) Max. (Typ.)	Saturation Current (A) ※2		Temperature Rise Current (A) ※3
				at 25°C	at 100°C	
CDPH28D11FNP-1R0NC	A	1.0 ± 30%	62(49)	1.78(2.37)	1.60(2.00)	1.83(2.08)
CDPH28D11FNP-1R2NC	B	1.2 ± 30%	73(58)	1.78(2.37)	1.60(2.00)	1.83(2.08)
CDPH28D11FNP-1R5MC	C	1.5 ± 20%	86(69)	1.59(2.12)	1.45(1.85)	1.74(1.98)
CDPH28D11FNP-2R2MC	D	2.2 ± 20%	96(77)	1.31(1.75)	1.15(1.45)	1.72(1.94)
CDPH28D11FNP-2R7MC	E	2.7 ± 20%	116(93)	1.22(1.63)	1.10(1.40)	1.49(1.69)
CDPH28D11FNP-3R3MC	F	3.3 ± 20%	128(102)	1.14(1.52)	1.05(1.30)	1.42(1.58)
CDPH28D11FNP-3R9MC	G	3.9 ± 20%	144(115)	1.03(1.37)	0.90(1.10)	1.34(1.53)
CDPH28D11FNP-4R7MC	J	4.7 ± 20%	184(147)	0.95(1.27)	0.65(0.85)	1.18(1.32)
CDPH28D11FNP-6R8MC	K	6.8 ± 20%	300(240)	0.83(1.10)	0.60(0.75)	0.89(1.00)
CDPH28D11FNP-100MC	L	10.0 ± 20%	408(326)	0.65(0.87)	0.55(0.70)	0.76(0.86)
CDPH28D11FNP-120MC	P	12.0 ± 20%	453(362)	0.59(0.79)	0.50(0.60)	0.73(0.83)

※1. Inductance measuring condition: at 100kHz.

※2. Saturation current: The value of D.C. current when the inductance decreases to 70% of its nominal value.

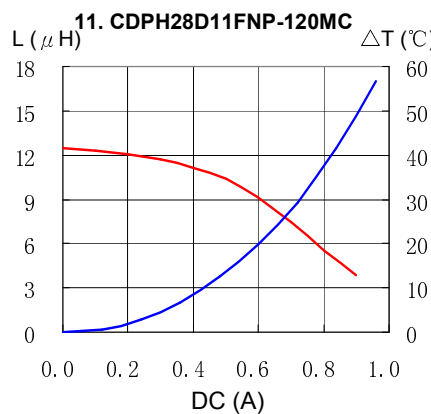
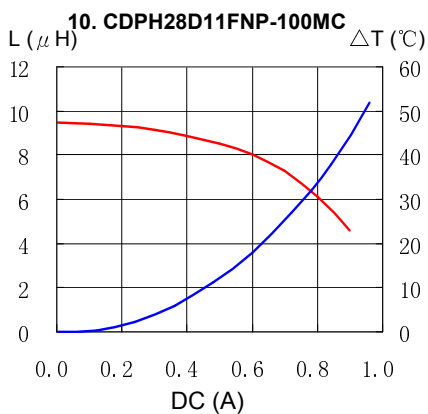
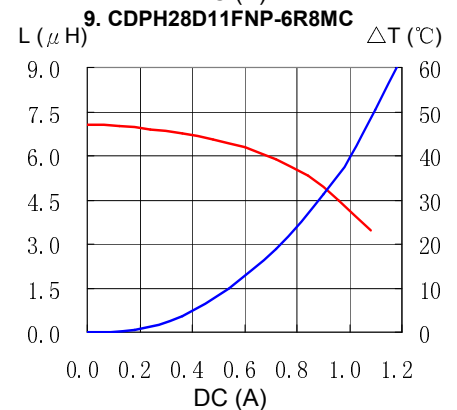
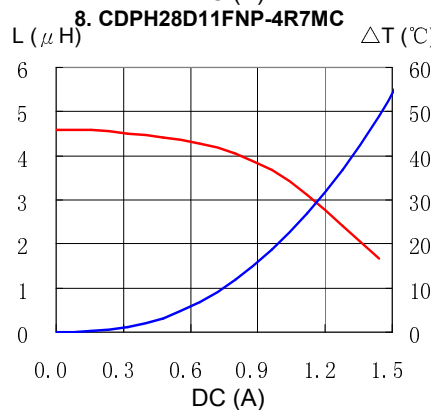
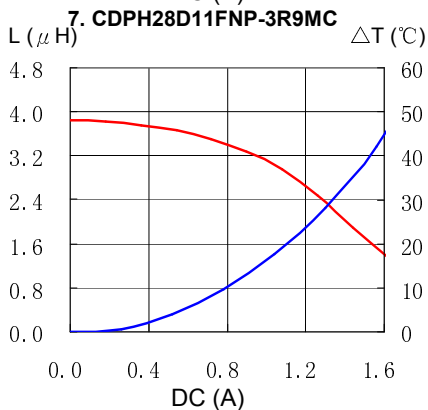
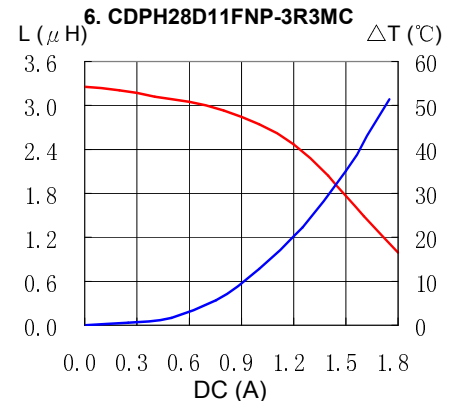
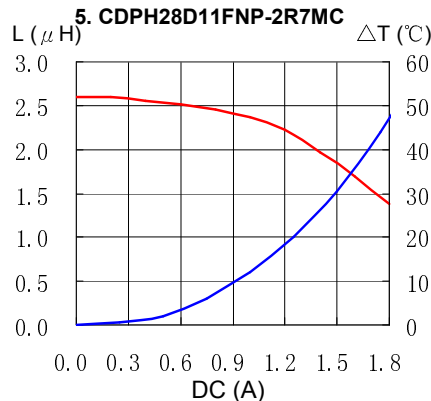
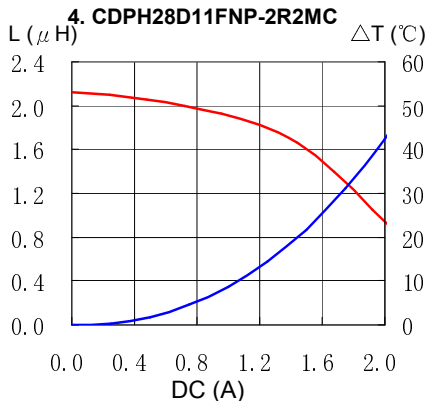
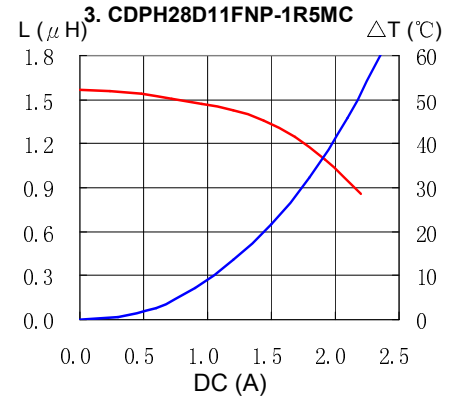
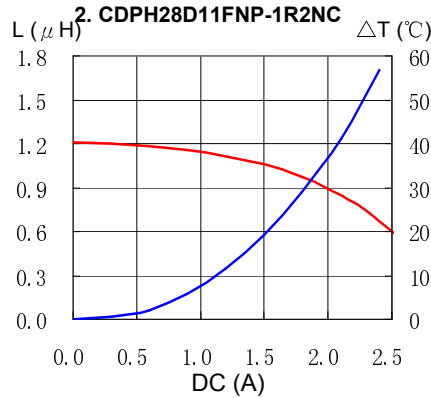
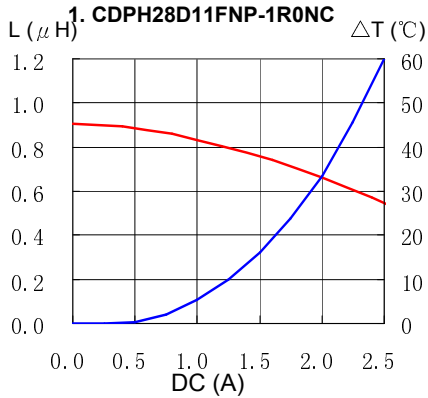
※3. Temperature rise current: The value of D.C. current when the temperature rise is $\Delta t = 40^\circ\text{C}$ ($T_a = 20^\circ\text{C}$).

SMD Power Inductor CDPH28D11F



Saturation Current & Temperature Rise Graph

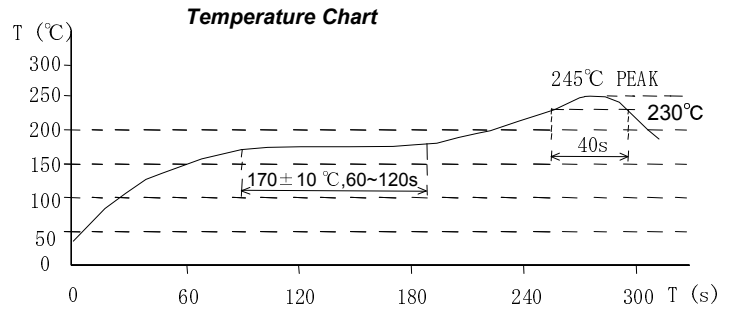
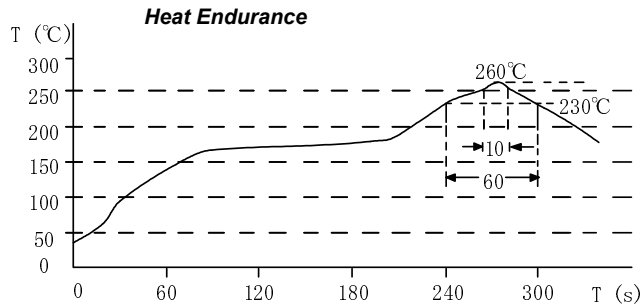
— L (20°C) — ΔT



SMD Power Inductor CDPH28D11F



Solder Reflow Condition



Please refer to the sales offices on our website - <http://www.sumida.com>

Hong Kong

Tel.+852-2880-6781
FAX.+852-2565-9600
sales@hk.sumida.com

Saitama(Japan)

Tel.+81-48-691-7300
FAX.+81-48-691-7340
sales@jp.sumida.com

Chicago

Tel.+1-847-545-6700
FAX. +1-847-545-6720
sales@us.sumida.com

Shanghai

Tel.+86-21-5836-3299
FAX.+86-21-5836-3266
shanghai.sales@cn.sumida.com

Seoul

Tel.+82-2-6237-0777
FAX.+82-2-6237-0778
sales@kr.sumida.com

Oberzell

Tel.+49-8591-937-0
FAX. +49-8591-937-103
contact@eu.sumida.com

Shenzhen

Tel.+86-755-8291-0228
FAX.+86-755-8291-0338
shenzhen.sales@cn.sumida.com

Singapore

Tel.+65-6296-3388
FAX.+65-6841-4426
sales@sg.sumida.com

Neumarkt

Tel.+49-9181-4509-110
FAX. +49-9181-4509-310
infocomp@eu.sumida.com

Taipei

Tel.+886-2-8751-2737
FAX.+886-2-8751-2738
sales@tw.sumida.com

San Jose

Tel.+1-408-321-9660
FAX.+1-408-321-9308
sales@us.sumida.com