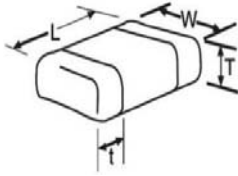


KAM05CT70G106KH Datasheet



(0402 4 V X7T 10uF ±10%)

Dimensions



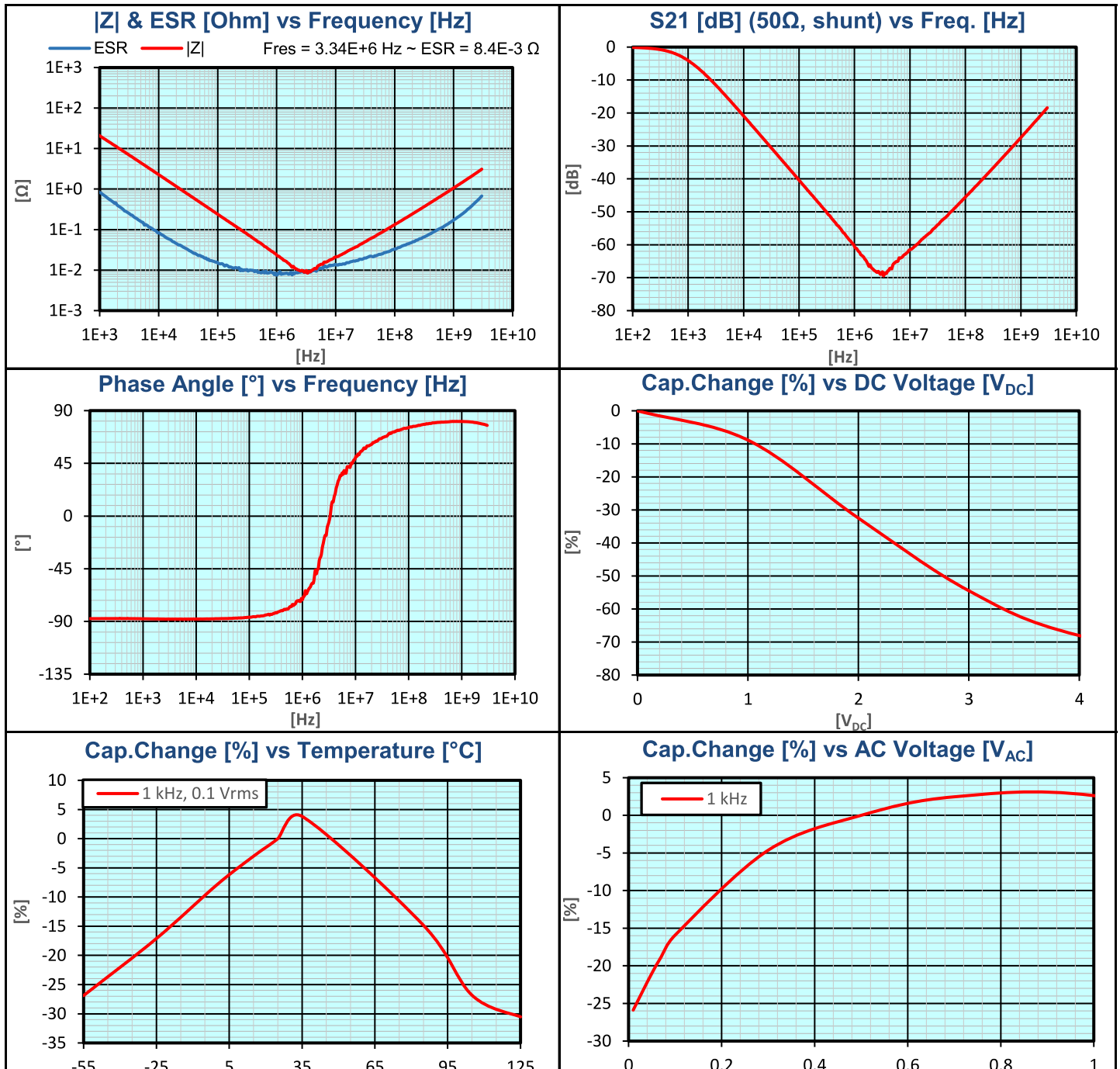
	millimetres	inches
L	1 ± 0.2	0.039 ± 0.008
W	0.5 ± 0.2	0.02 ± 0.008
T max.	0.7	0.028
t	0.25 ± 0.1	0.01 ± 0.004

Basic Specifications

Item	Unit	Spec.	Conditions
Capacitance	uF	9 to 11	@ 1 kHz, 0.5 Vrms
DF	%	12.5 max.	@ 1 kHz, 0.5 Vrms
IR	MΩ	5 min.	@ 4 Vdc, t = 60 s

Operating Temperature	-55°C to +125°C
Dielectric	X7T
Product Level	AEC-Q200
RoHS Compliant	Yes
Termination	Sn

Electrical Characteristics

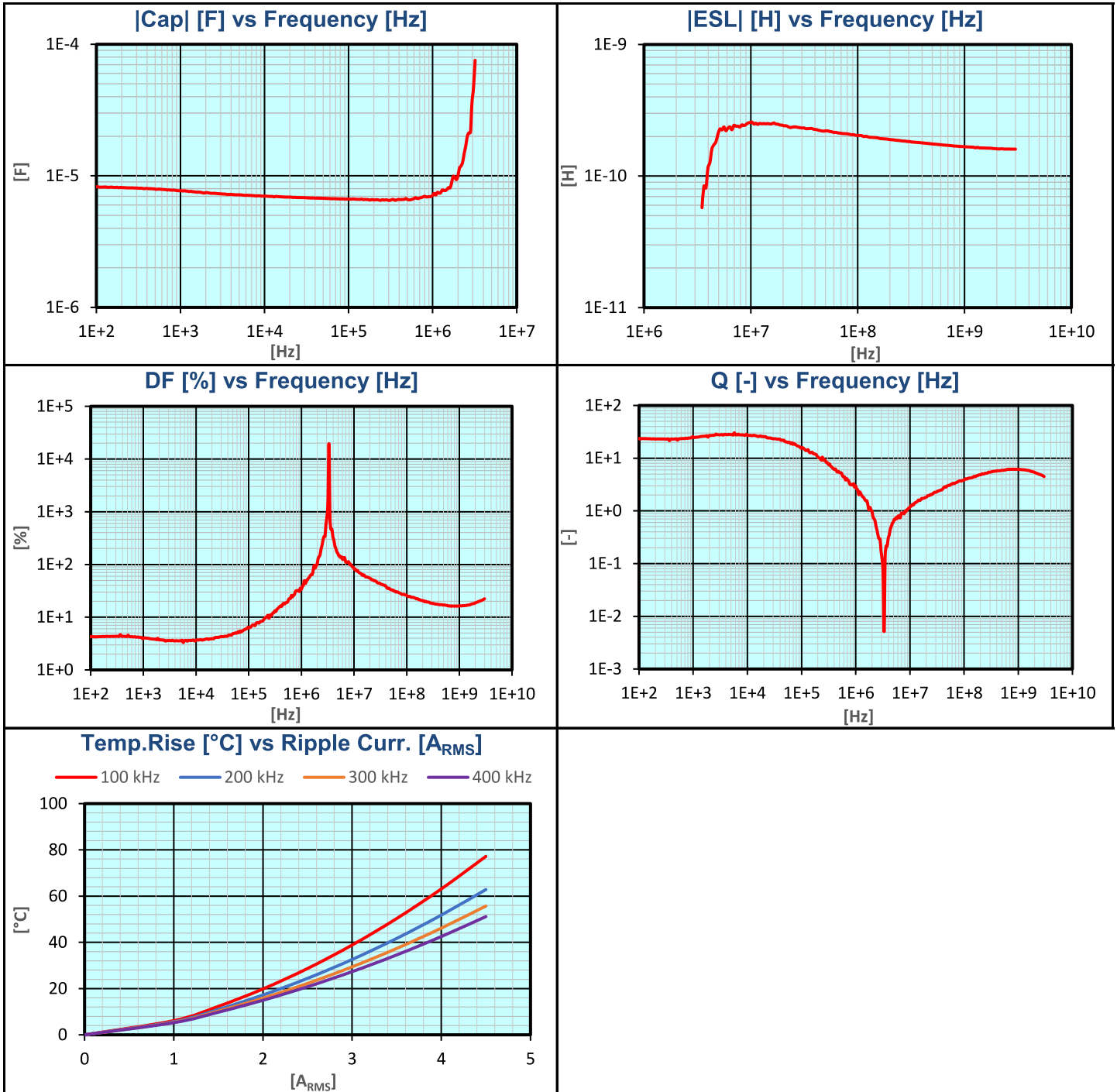


KAM05CT70G106KH Datasheet



(0402 4 V X7T 10uF ±10%)

Electrical Characteristics



KAM05CT70G106KH Datasheet



(0402 4 V X7T 10uF ±10%)

Part Number Information

K			G			M			21		C		R5		1E		103		K			T			###		
Symbol:	Product Level:		Requirement:			Size:	EIA:	Thickness:	Dielectric:		Multiplier:	Base:	Capacitance:		Tolerance:			Packing:	Optional:								
KAVX	G	General	M	Standard		02	01005	See catalog	CG	C0G	0	1x	A	1	(2 significant digits + no of zeros)		A	± 0.05 pF	H	See catalog for optional codes							
	A	Automotive	U	Hi-Q (Special function)		03	0201	for list of codes	R5	X5R	1	10x	N	1.5			B	± 0.1 pF	T								
		(AEC-Q200)	E	ESD (Special function)		05	0402		S6	X6S	2	100x	D	2			C	± 0.25 pF	U								
	M	Medical	L	Low inductance reverse Geometry		15	0603		T6	X6T	3	1000x	E	2.5			D	± 0.5 pF	Y								
			A	Low Inductance LGA		21	0805		R7	X7R	U	3					F	± 1 %	V								
			F	Flexiterm (Special function/structure)		31	1206		S7	X7S	V	3.5					G	± 2 %	M								
			S	Flexisafe (Special function/structure)		32	1210		T7	X7T	G	4					J	± 5 %	L								
			G	Gold Termination (Special Structure)		42	1808		R8	X8R	H	5					K	± 10 %	N								
			C	IDC (Special structure)		43	1812		L8	X8L	J	6.3					M	± 20 %	K								
			Q	Ultra Low ESR		44	1825		G8	X8G									S								
						55	2220		V5	Y5V									X	Waffle pack							
						56	2225																				
						91	3640																				

Note:
* See catalog for more information.