


SLA36385A Series



1. Features of SLA36385A Series :

- Ferrite based SMD inductor with lower core loss.
- Inductance Range: 35.0nH to 470.0nH, Custom values are welcomed.
- High current output chokes, up to 230.0 Amp with approx. 20% roll off.
- Low Profile 9.50 mm Max. height .
- Foot Print 9.00 x 5.00 mm .
- Perfect for high density designs with limited board space.
- Operating frequency up to 5.0 MHz application.
- Operating Temperature Range -55° C to +130° C , RoHs & HF compliance .
- T & R Qty: 500 pcs , 13" Reel ;

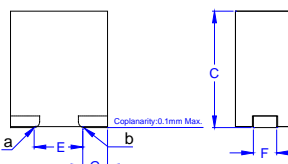
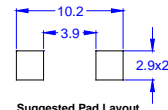
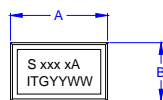


2. Electrical Characteristic of SLA36385A Series:

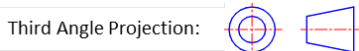
ITG Part Number	OCL ¹ (nH)		L @ Isat1 ² (nH) Min.	DCR ³ (mΩ) ± 10%	Isat1 ⁴ (A) @25°C	Isat2 ⁴ (A) @75°C	Isat3 ⁴ (A) @100°C	Irms ⁵ (A) @25°C
	± 15% or ± 20%	± 15% or ± 20%						
SLA36385A-35L	35.00	± 15%	24.50	0.125	230.00	200.00	180.00	63.00
SLA36385A-55L	55.00	± 15%	38.50	0.125	155.00	140.00	130.00	63.00
SLA36385A-63L	63.00	± 15%	44.10	0.125	140.00	130.00	120.00	63.00
SLA36385A-70L	70.00	± 15%	49.00	0.125	120.00	110.00	100.00	63.00
SLA36385A-75L	75.00	± 15%	52.50	0.125	110.00	102.00	93.00	63.00
SLA36385A-80L	80.00	± 15%	56.00	0.125	97.00	90.00	85.00	63.00
SLA36385A-90L	90.00	± 15%	63.00	0.125	90.00	82.00	77.00	63.00
SLA36385A-100L	100.00	± 15%	70.00	0.125	80.00	72.00	70.00	63.00
SLA36385A-120L	120.00	± 15%	84.00	0.125	72.00	68.00	64.00	63.00
SLA36385A-150L	150.00	± 15%	105.00	0.125	58.00	53.00	51.00	63.00
SLA36385A-180L	180.00	± 15%	126.00	0.125	49.00	43.00	42.00	63.00
SLA36385A-210L	210.00	± 15%	147.00	0.125	38.00	35.00	33.00	63.00
SLA36385A-240L	240.00	± 15%	168.00	0.125	33.00	31.00	30.00	63.00
SLA36385A-270L	270.00	± 15%	189.00	0.125	30.00	28.00	26.00	63.00
SLA36385A-330L	330.00	± 15%	231.00	0.125	23.00	20.00	19.00	63.00
SLA36385A-470M	470.00	± 20%	329.00	0.125	16.00	15.00	14.00	63.00

3. Mechanical Dimension(Unit : mm):

A	B	C	E	F	G
Max.	Max.	Max.	± 0.30	± 0.20	± 0.20
9.00	5.00	9.50	4.00	2.40	2.50



Part Marking:
S xxx xA: S is part code, xxx is inductance value in nH,
x = tolerance, A is special code.
ITGYYYWW: ITG logo and YYWW is date code.



Notes:

1. Open Circuit Inductance (OCL) test condition: 500KHz, 0.25Vrms, 0A_{dc}, at 25 °C.
2. L @ Isat and L @ Irms Test condition: 500KHz, 0.25Vrms (Ta=25 °C).
3. The nominal DCR is measured from point "a" to point "b", as shown above on the mechanical drawing (Ta=25°C).
4. Isat1, Isat2 & Isat3 : DC current that will cause inductance to drop approximately by 20%.
5. Irms : DC current for an approximate temperature rise of 40°C without core loss , Derating is necessary for AC currents. PCB pad layout , trace thickness and width , air-flow and proximity of other heat generating components will affect the temperature rise. It is recommended the part temperature not exceed 130 °C under worst case operating conditions verified in the end application.

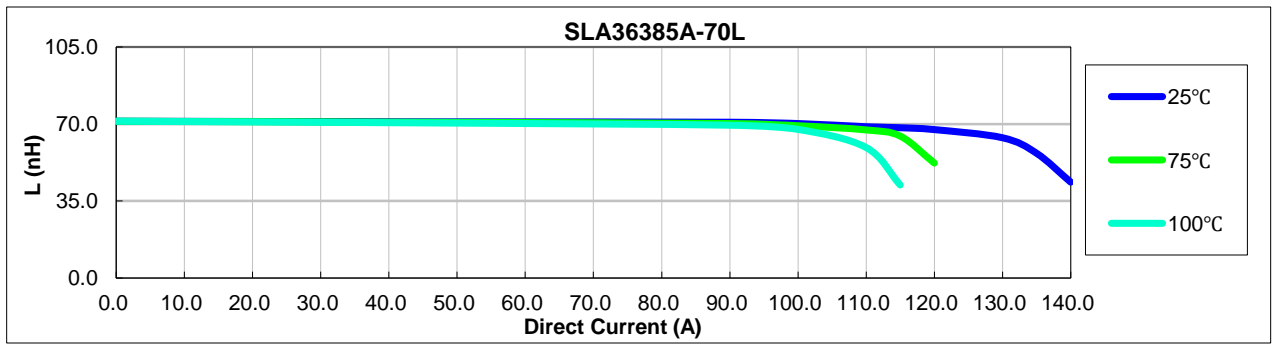
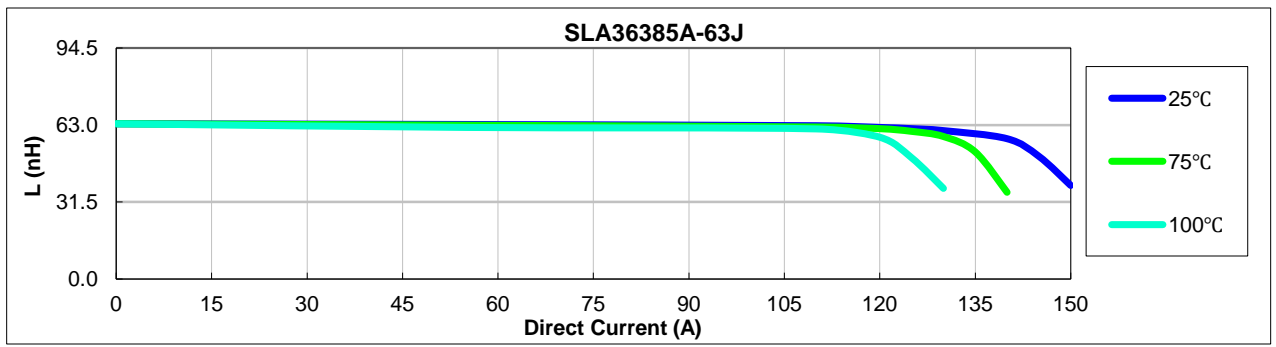
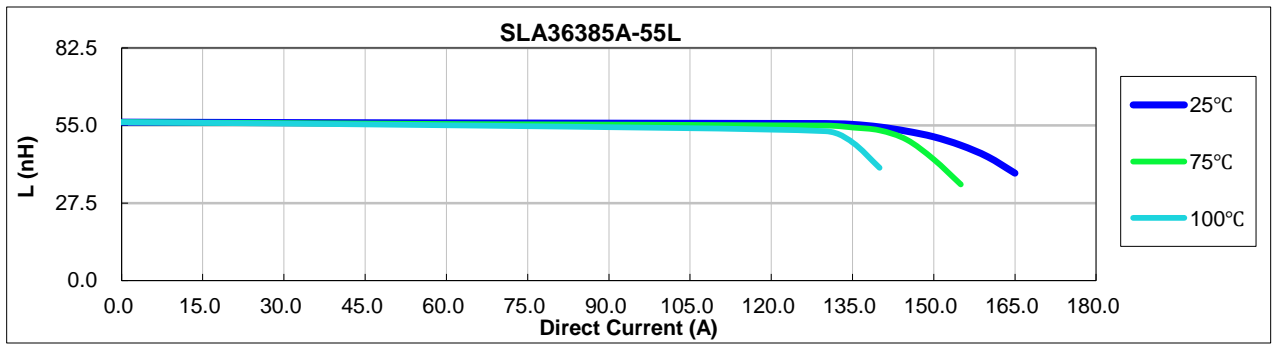
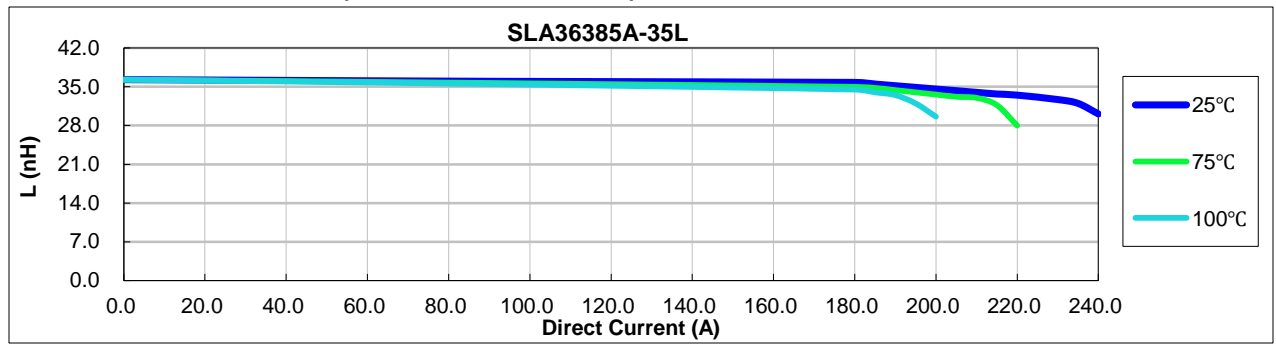


SLA36385A Series



Halogen Free

4. Inductance Characteristics (Inductance vs Current):



● New York 1 914 347 2474 ● Taipei 886 2 2698 8669 ● Kaohsiung 886 7 350 2275
 ● Japan 81 568 85 2830 ● Shenzhen 86 755 8418 6263 ● Shanghai 86 21 5424 5141 ● Hong Kong 852 9688 9767
 ● sales@ITG-Electronics.com ● www.ITG-Electronics.com Revision C.3: November 04, 2022

*Due to continuous product improvement, all specifications are subject to change without prior notice. Kindly contact an ITG field application engineer or a sales representative prior to purchase.

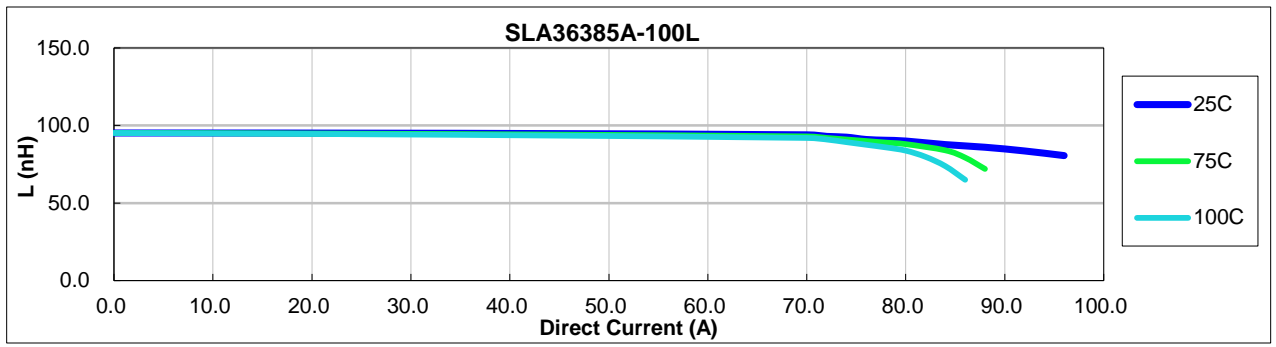
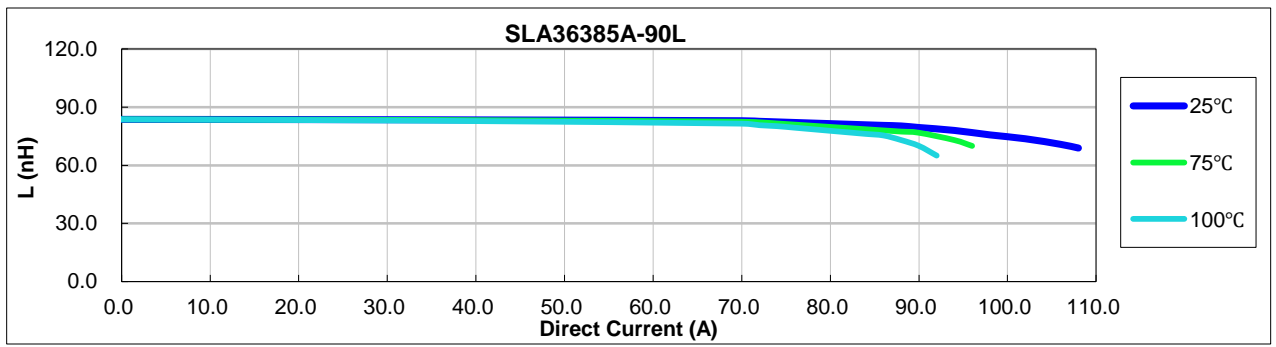
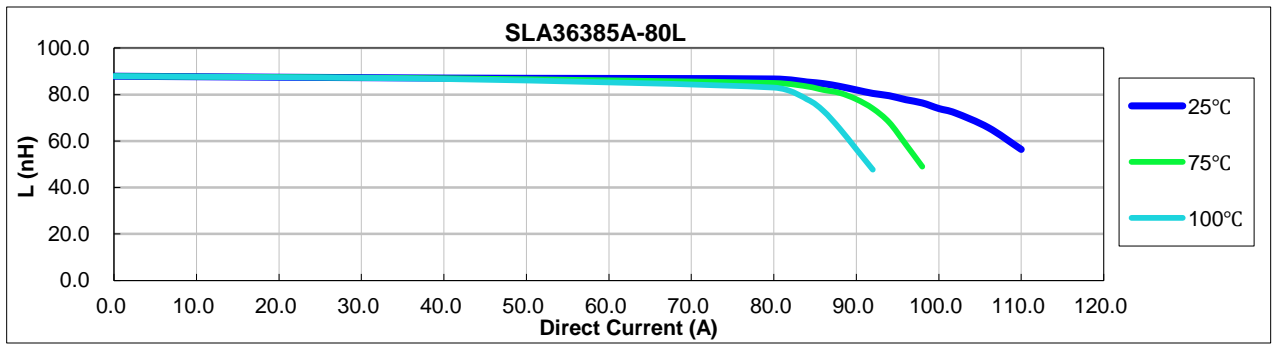
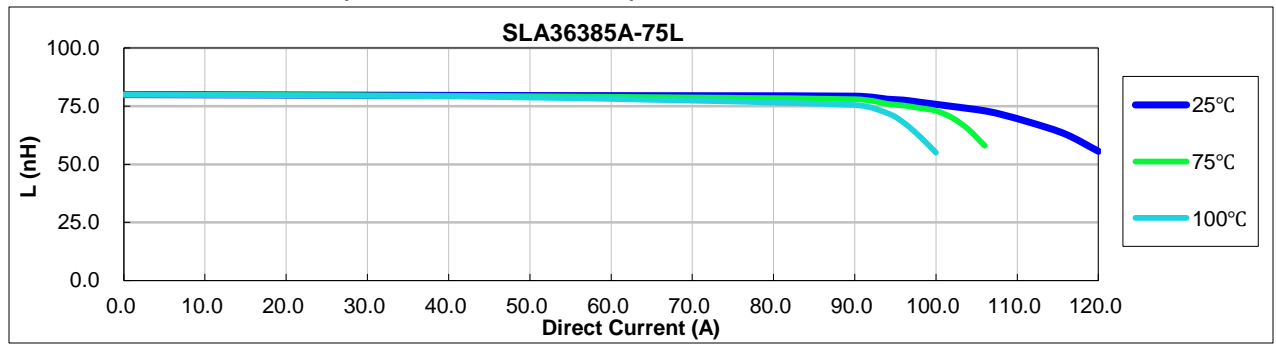


SLA36385A Series



Halogen Free

4. Inductance Characteristics (Inductance vs Current):



*Due to continuous product improvement, all specifications are subject to change without prior notice. Kindly contact an ITG field application engineer or a sales representative prior to purchase.

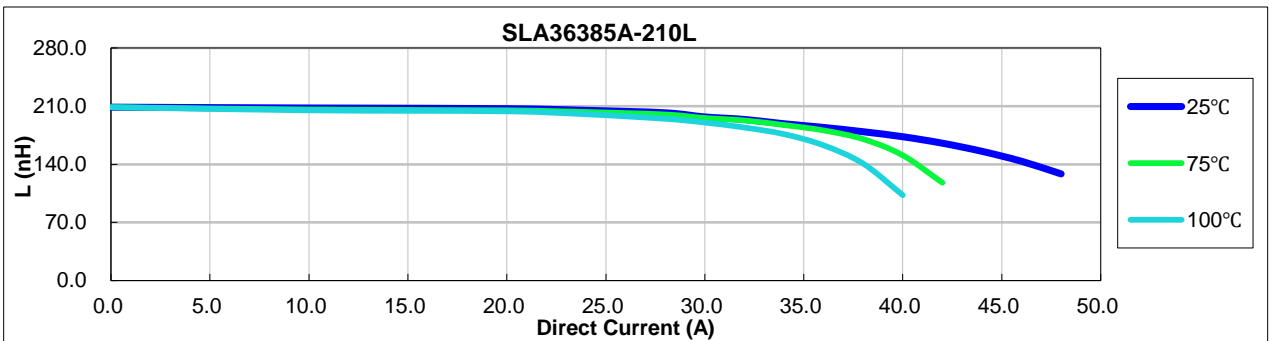
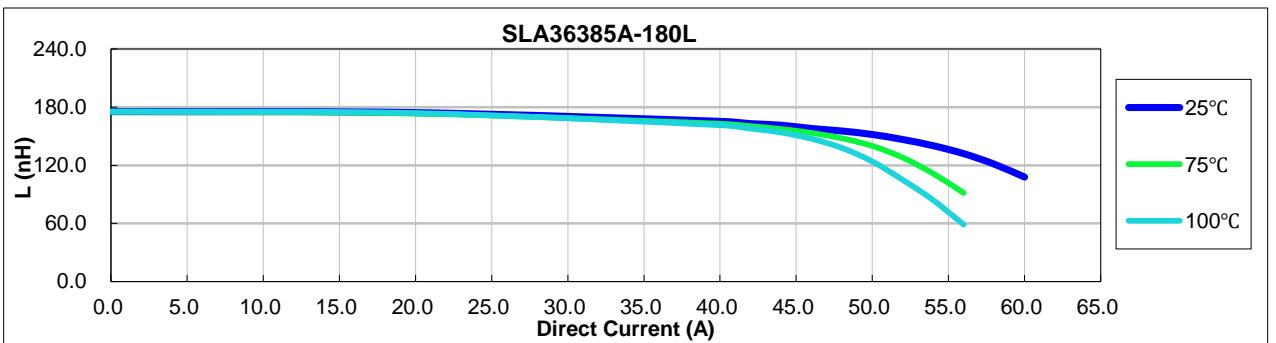
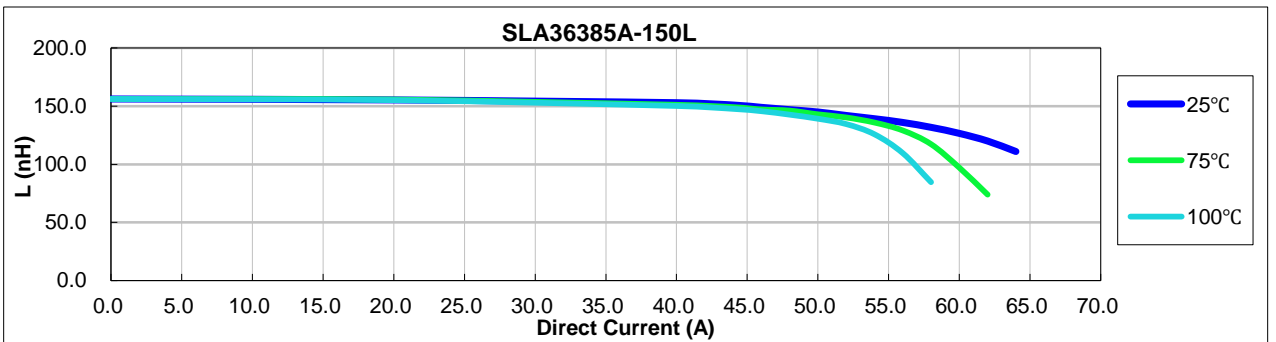
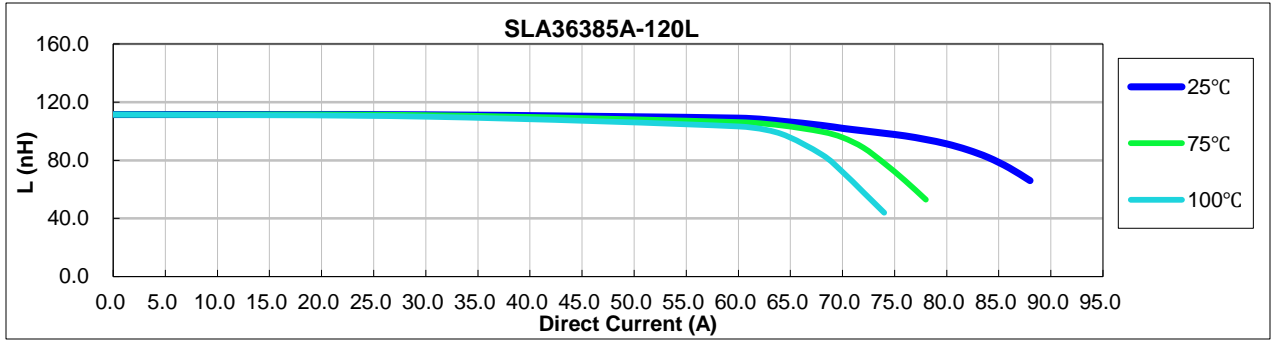


SLA36385A Series



Halogen Free

4. Inductance Characteristics (Inductance vs Current):



● New York 1 914 347 2474 ● Taipei 886 2 2698 8669 ● Kaohsiung 886 7 350 2275
 ● Japan 81 568 85 2830 ● Shenzhen 86 755 8418 6263 ● Shanghai 86 21 5424 5141 ● Hong Kong 852 9688 9767
 ● sales@ITG-Electronics.com ● www.ITG-Electronics.com Revision C.3: November 04, 2022

*Due to continuous product improvement, all specifications are subject to change without prior notice. Kindly contact an ITG field application engineer or a sales representative prior to purchase.

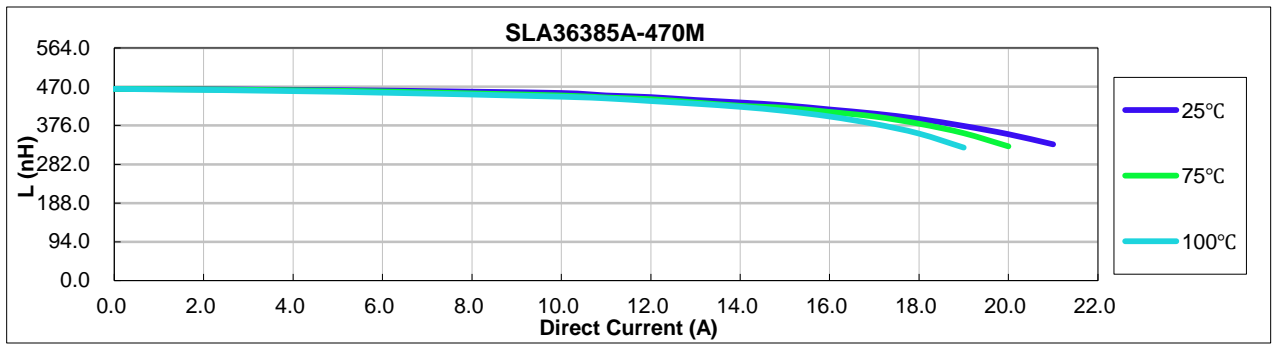
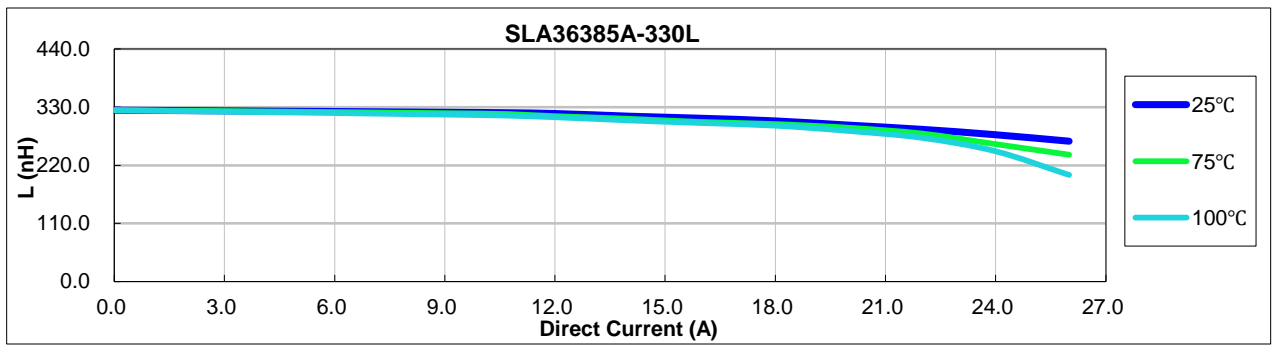
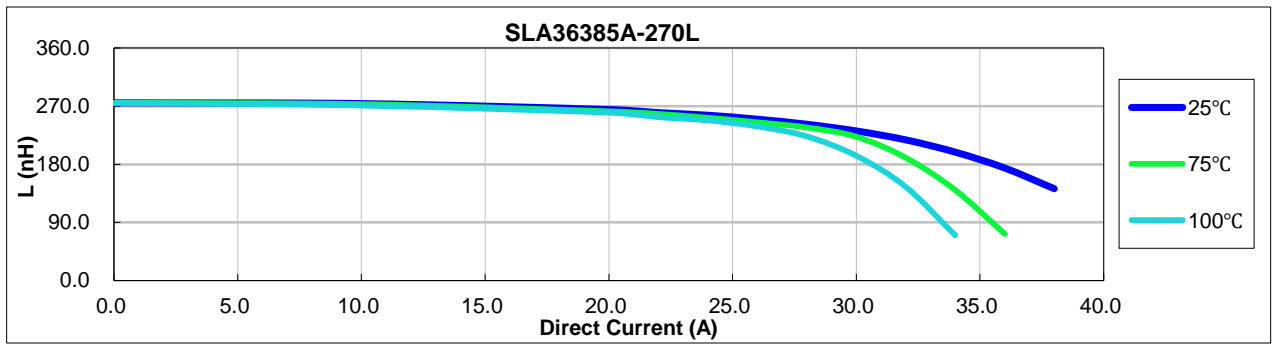
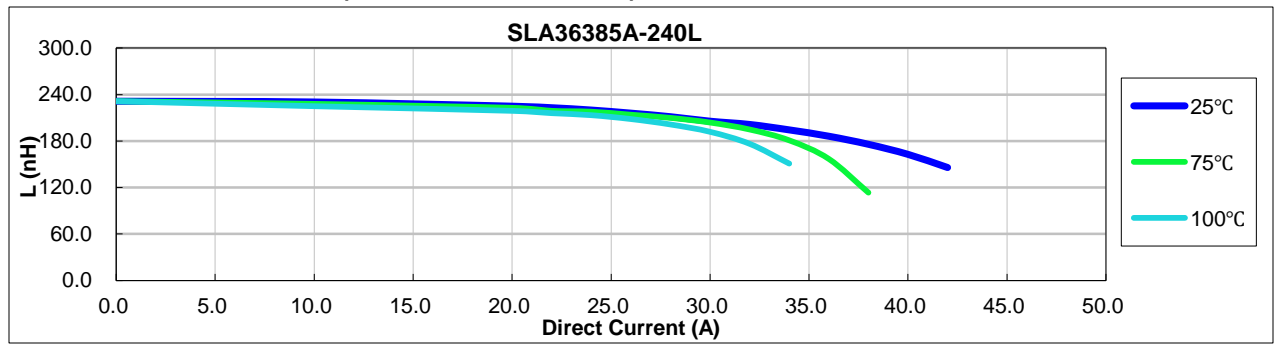


Halogen Free

SLA36385A Series



4. Inductance Characteristics (Inductance vs Current):



● New York 1 914 347 2474 ● Taipei 886 2 2698 8669 ● Kaohsiung 886 7 350 2275
 ● Japan 81 568 85 2830 ● Shenzhen 86 755 8418 6263 ● Shanghai 86 21 5424 5141 ● Hong Kong 852 9688 9767
 ● sales@ITG-Electronics.com ● www.ITG-Electronics.com Revision C.3: November 04, 2022

*Due to continuous product improvement, all specifications are subject to change without prior notice. Kindly contact an ITG field application engineer or a sales representative prior to purchase.