

Surge protection plug - PT PE/S+1X2-24-ST - 2819008

Please be informed that the data shown in this PDF Document is generated from our Online Catalog. Please find the complete data in the user's documentation. Our General Terms of Use for Downloads are valid (<http://phoenixcontact.com/download>)




Protective plug PT with surge voltage equipment protection for power supply units, visual error display, nominal voltage: 24 V and a 2-core floating signal circuit, nominal voltage: 24 V.

Your advantages

- ✓ Plugs can be checked with CHECKMASTER
- ✓ Maximum ease of maintenance thanks to the two-piece design
- ✓ Base element remains an integral part of the installation
- ✓ Consistent plug-in signal circuit protection
- ✓ Impedance-neutral disconnection of plug for test and maintenance purposes



Key Commercial Data

Packing unit	10 pc
GTIN	 4 017918 819323
GTIN	4017918819323

Technical data

Dimensions

Horizontal pitch	1 Div.
Complete module height	90 mm
Complete module width	17.7 mm
Complete module depth	65.5 mm

Ambient conditions

Ambient temperature (operation)	-40 °C ... 85 °C
Ambient temperature (storage/transport)	-40 °C ... 85 °C

General

Housing material	PA 6.6
Flammability rating according to UL 94	V-0

Surge protection plug - PT PE/S+1X2-24-ST - 2819008

Technical data

General

Color	jet black RAL 9005
Mounting type	on base element
Type	Male
Current supply arrester can be tested with CHECKMASTER starting with software version:	From SW rev. 1.00
Direction of action	L-N-PE & Signal Line-Signal Line-Earth Ground

Protective circuit, power supply

EN type	T3
Arrester rated voltage U_C	34 V AC
	44 V DC
Nominal frequency f_N	50 Hz (60 Hz)
Rated load current I_L	6 A (30 °C)
Operating effective current I_C at U_C	≤ 1.5 mA
Residual current I_{PE}	≤ 5 μ A
Nominal discharge current I_n (8/20) μ s	700 A
Max. discharge current I_{max} (8/20) μ s	2 kA
Combination wave U_{OC}	2 kV
Voltage protection level U_p (L-N)	≤ 0.18 kV
Voltage protection level U_p (L-PE)	≤ 0.55 kV
Response time (L-N)	≤ 25 ns
Response time (L-PE)	≤ 100 ns
Surge protection fault message	optical

Connection (protective circuit, power supply)

Connection method	Screw connection (in connection with the base element)
Connection method IN	PLUGTRAB plug-in system
Connection method OUT	PLUGTRAB plug-in system
Screw thread	M3
Stripping length	8 mm

Protective circuit, information technology

Nominal voltage U_N	24 V AC
Arrester rated voltage U_C	40 V DC
	28 V AC
Rated current	450 mA (45 °C)
Operating effective current I_C at U_C	≤ 5 μ A
Residual current I_{PE}	≤ 2 μ A
Nominal discharge current I_n (8/20) μ s (line-line)	10 kA
Nominal discharge current I_n (8/20) μ s (line-earth)	10 kA
Max. discharge current I_{max} (8/20) μ s maximum (line-line)	10 kA
Max. discharge current I_{max} (8/20) μ s maximum (line-earth)	20 kA (in total)

Surge protection plug - PT PE/S+1X2-24-ST - 2819008

Technical data

Protective circuit, information technology

Voltage protection level U_p (line-line)	≤ 80 V (C2 - 10 kV / 5 kA)
Voltage protection level U_p (line-earth)	≤ 450 V (C2 - 10 kV / 5 kA)
Response time t_A (line-line)	≤ 1 ns
Response time t_A (line-earth)	≤ 100 ns
Input attenuation aE, sym.	typ. 0.5 dB (≤ 1.5 MHz / 50 Ω)
	typ. 0.2 dB (≤ 500 kHz / 150 Ω)
	typ. 0.1 dB (≤ 100 kHz / 600 Ω)
Cut-off frequency f_g (3 dB), sym. in 50 Ohm system	typ. 8 MHz
Cut-off frequency f_g (3 dB), sym. in 150 Ohm system	typ. 3 MHz
Cut-off frequency f_g (3 dB), sym. in 600 Ohm system	typ. 800 kHz
Capacity (line-line)	typ. 1.1 nF
Capacity (line-earth)	typ. 4 pF
Resistance in series	2.2 $\Omega \pm 10$ %
Surge protection fault message	Optical, remote indicator contact
Output voltage limitation at 1 kV/ μ s (wire-wire)	≤ 55 V
Output voltage limitation at 1 kV/ μ s (wire-earth)	≤ 25 V
Residual voltage at I_n (line-line)	≤ 55 V
Residual voltage with I_{an} (10/1000) μ s (line-line)	≤ 65 V
Impulse durability (line-line)	C2 - 10 kV / 5 kA
	C3 - 23 A
Impulse durability (line-earth)	C2 - 10 kV / 5 kA
	D1 - 2.5 kA

Power supply, general

Connection method	Screw connection (in connection with the base element)
Connection method IN	PLUGTRAB plug-in system
Connection method OUT	PLUGTRAB plug-in system
Screw thread	M3
Stripping length	8 mm

Standards (protective circuit, information technology)

IEC test classification	C1
	C2
	C3
	D1

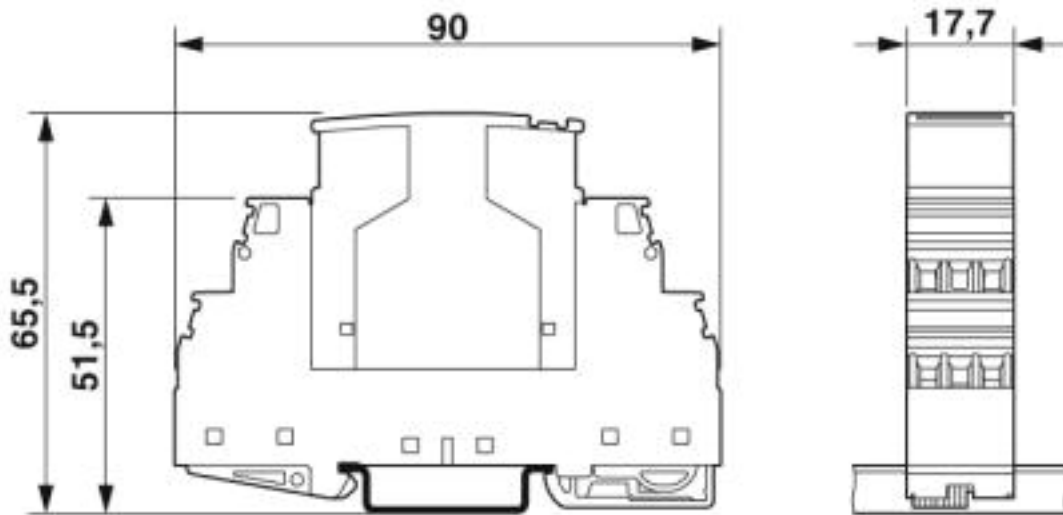
Environmental Product Compliance

REACH SVHC	Lead 7439-92-1
China RoHS	Environmentally Friendly Use Period = 50
	For details about hazardous substances go to tab "Downloads", Category "Manufacturer's declaration"

Surge protection plug - PT PE/S+1X2-24-ST - 2819008

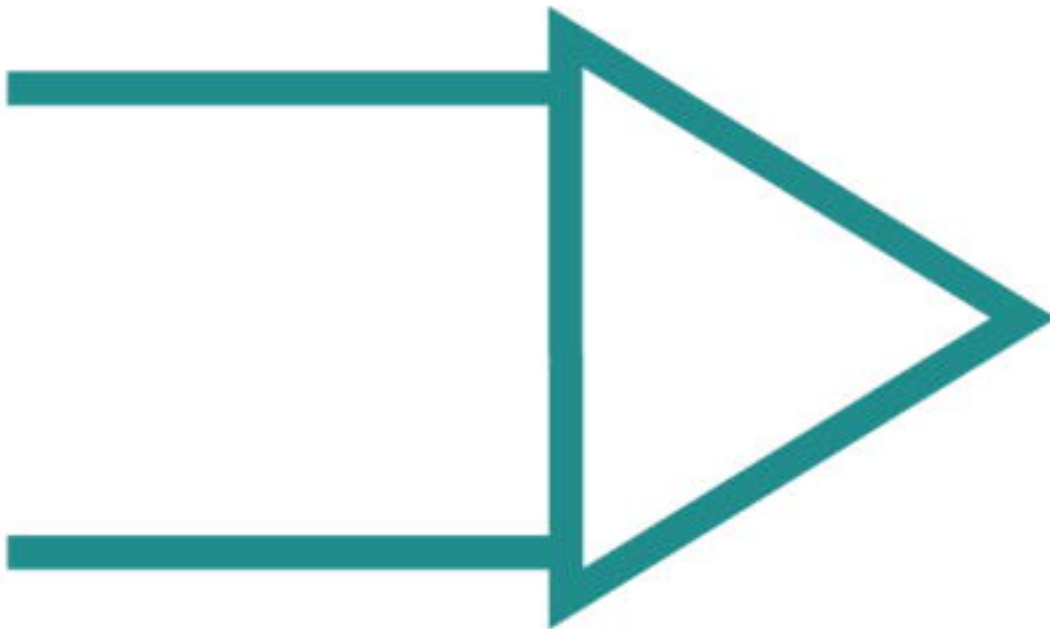
Drawings

Dimensional drawing



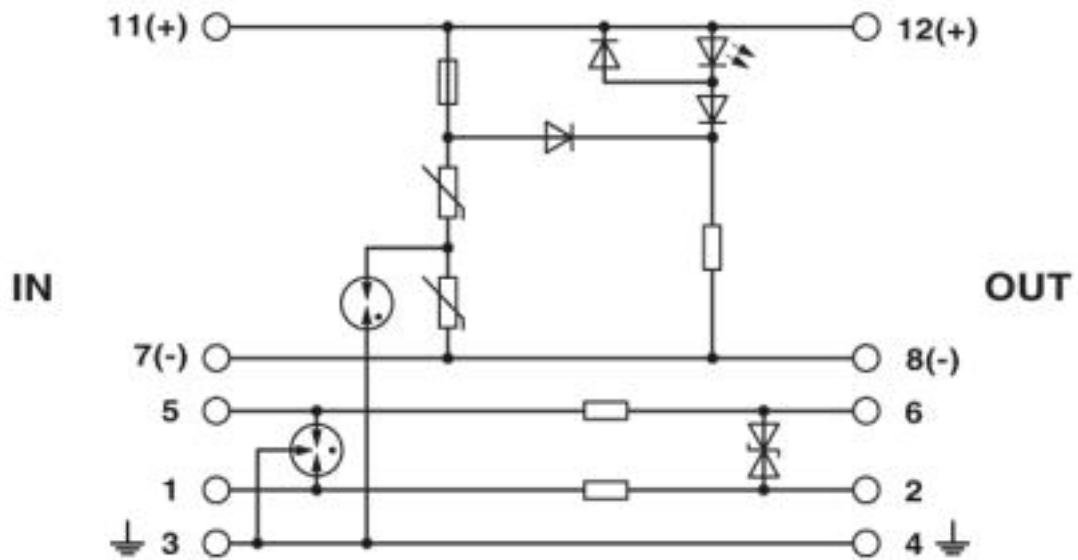
The figure shows the complete module consisting of a base element and connector

Pictogram



Surge protection plug - PT PE/S+1X2-24-ST - 2819008

Circuit diagram



Approvals

Approvals

Approvals

EAC / EAC

Ex Approvals

Approval details

EAC	EAC	EAC-Zulassung
-----	------------	---------------

EAC	EAC	RU C- DE.A*30.B01561
-----	------------	-------------------------

Phoenix Contact 2019 © - all rights reserved
<http://www.phoenixcontact.com>

PHOENIX CONTACT GmbH & Co. KG
Flachmarktstr. 8
32825 Blomberg
Germany
Tel. +49 5235 300
Fax +49 5235 3 41200
<http://www.phoenixcontact.com>