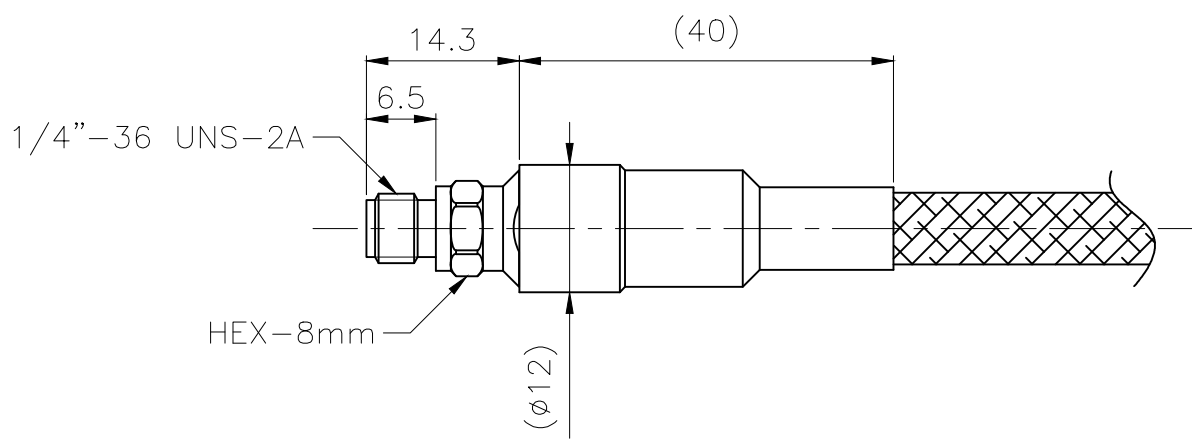
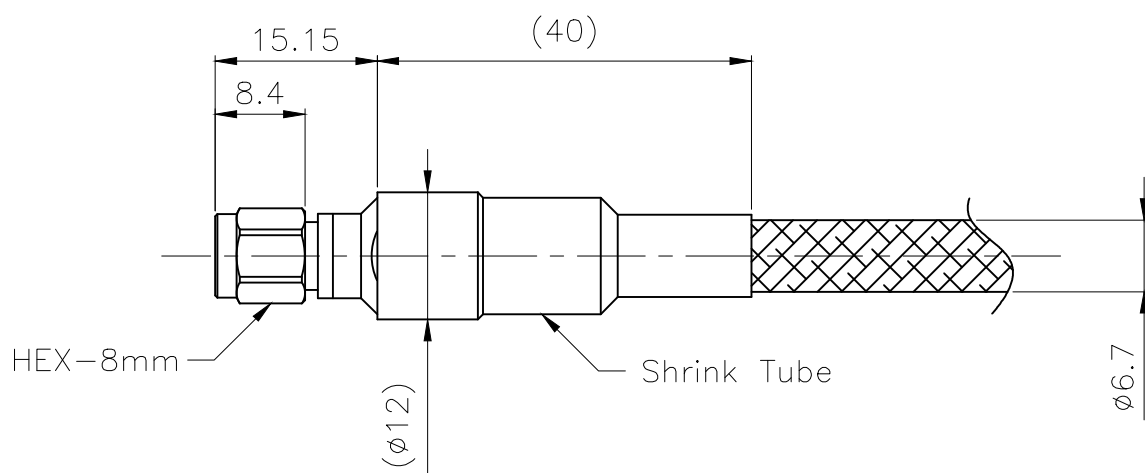
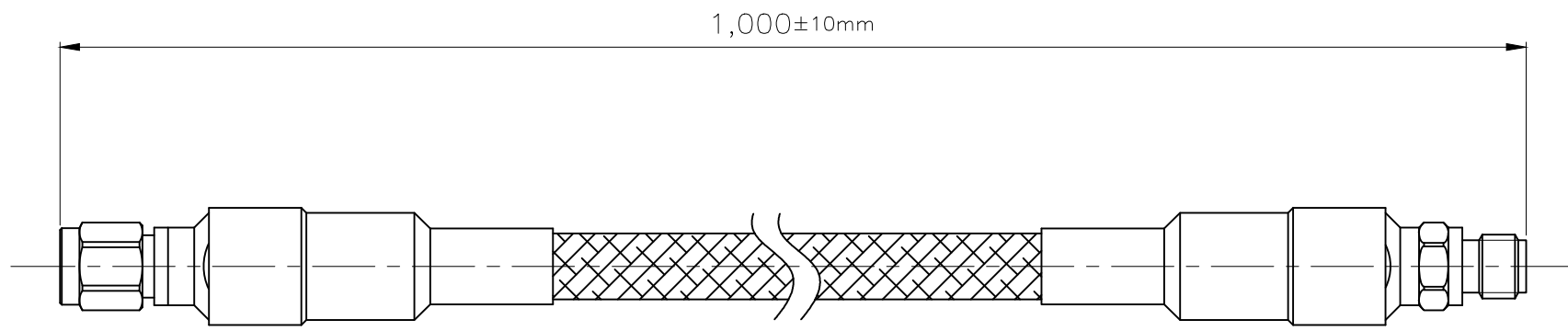



Seismic Center		±0.03	Group 1	Group 2	Group 3	
Cylinder		±0.03	Entry	X	X.X	X.XX
Coaxiality		±0.03	Tolerance	±0.1	±0.05	±0.03
Concentric		±0.03	Angle	±1.0°	±0.5°	±0.3°

REVISION		
NO.	CHANGE CONTENTS	CHANGE CAUSE



<b>Specifications</b> MIL-C-17 : Cable MIL-PRF-39012 : Connectors MIL-G-45204 : Gold Plating, Electrodeposited MIL-I-23053 : Insulation Sleeving etc. MIL-P-46179 : Plastic Molding etc. MIL-R-46198 : Resin, Polyimide etc.	<b>Materials (Cable)</b> 1. Cable Center Conductor Solid SPC (ASTM B 298) 2. Cable Dielectric Low Density PTFE in accordance with the applicable paragraph of MIL C 17 3. Cable Inner Shield SPC Flat Wire (ASTM B 298) 4. Cable Outer Shield SPC Round Wire (ASTM B 298) 5. Cable Jacket Ruggedized Aramid Yarn
<b>Military Standards</b> MIL-STD-202 : Test Method MIL-STD-810 : Test Method for Environmental MIL-STD-1344 : Test Method for Connectors	<b>Cable Constriction</b> 
<b>Materials (Connector)</b> 1. Body Stainless Steel (ASTM A 582), Passivated Brass (C3604)(ASTM B 16), Au Plated 2. Center Conductor BeCu (C1720)(ASTM B 196), Au Plated 3. Insulator PEI0113 (ASTM D 5205) 4. Coupling Nut Stainless Steel (ASTM A 582), Passivated	<b>Electrical Characteristics (Cable)</b> 1. Impedance : 50Ω 2. Capacitance : 88 pF/m, 26.8 pF/ft 3. Velocity of Propagation : 77 % 4. Delay : 4.34 ns/m, 1.32 ns/ft 6. Insertion Loss : -1.55dB/m @26.5GHz Typ. -1.71dB/m @26.5GHz Min. 7. RF Leakage : -100dB
<b>Insertion loss graph (Cable)</b> Insertion Loss per meter[m] Cable : 13A26 / 13S26 / 13F26 	<b>Mechanical Characteristics (Cable)</b> 1. Minimum Bend Radius (One turn) : 30mm 2. Temperature Range : -50 / +135 3. Weight Nominal : 81.4 g/m
Insertion Loss per feet[FT] Cable : 13A26 / 13S26 / 13F26 	<b>Electrical Characteristics (Connector)</b> 1. Impedance : 50 2. Frequency : DC to 26.5GHz 3. VSWR : 1.20 : 1 @26.5GHz Typ. 1.25 : 1 @26.5GHz Max. 4. Insertion Loss : -0.10dB/EA @26.5GHz 5. RF Leakage : -100dB



MATERIAL					DRAW	DESIGN	CHECK	APPRO.	TITLE	3.5M-13A26-3.5F-1M	
FINISH					JH.Kang	/	SJ.Ahn	JM.Park	Sales Drawing		P/N
TOLERANCE	Decimal	Angle		21.12.20	21.12.20		21.12.20	CAA8A9CBZ001			
SCALE	1/1	UNIT	mm	MODEL	Cable Ass'y				A4		
REVISION	00	SHEET	1/1								