

4

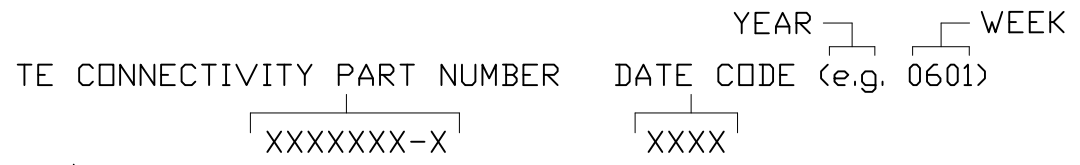
3

2

1

REVISIONS			
EC	REV	DESCRIPTION	DATE
CPR	A1	REVISED PER ECO-11-005140	25MAR11

- 7. CONTACTS PURCHASED SEPARATELY.
- 6. ELCON EQUIVALENT SERIES 298-08-01100.
- 5. ITEMS PROVIDED TO THIS SPECIFICATION TO BE PERMANENTLY IDENTIFIED PER THE FOLLOWING IDENTIFIER:



△ A REFERENCE DIMENSION (X.XX) IS WITHOUT TOLERANCE AND USED FOR INFORMATION ONLY.

- 3. FINISHES:
RETENTION CLIPS: BRITE DIP PICKLED PER INDUSTRY STANDARDS.
- 2. MATERIALS:
INSULATORS: THERMOPLASTIC, GLASS REINFORCED, UL94V-0 FLAMMABILITY RATED, COLOR-BLACK.
RETENTION CLIPS: COPPER OR STAINLESS STEEL.

1. PART NUMBER CHANGES AND OR DESIGN CHANGES AFFECTING ITEM INTERCHANGEABILITY REQUIRE PRIOR TE CONNECTIVITY APPROVAL AND AUTHORIZATION BY REVISION TO THIS DRAWING.

NOTES: UNLESS OTHERWISE SPECIFIED

PART NUMBER
1648206-1

<p>THIRD ANGLE PROJECTION</p> <p>UNLESS OTHERWISE SPECIFIED DIMENSIONS ARE IN INCHES (METRIC)</p> <p>TOLERANCES</p> <p>ANGLES ± .5°</p> <p>DECIMALS</p> <p>.XXX ± .010 (.25)</p> <p>.XX ± .02 (.3)</p>	<p>INCH OR INCH (MM)</p> <p>MM</p>	<p>DRAWN</p> <p>R. F. A.</p>	<p>DATE</p> <p>3/1/06</p>	TE Connectivity	
	<p>CHECKED</p>	<p>APPROVED</p>	<p>APPROVED</p> <p>S. FLICKINGER</p> <p>3/3/06</p>	<p>TITLE</p> <p>CONNECTOR, SOCKET</p> <p>SIZE #12, #20, #12 CONFIG.</p> <p>LOWER DRAWER</p>	
	<p>DCA APPROVED</p>	<p>ACAD FILE NUMBER</p> <p>C1648206A.DWG</p>	<p>SIZE</p> <p>B</p>	<p>DWG NUMBER</p> <p>C= 1648206</p>	<p>REV.</p> <p>A1</p>
	<p>DWG SCALE 1=1</p>		<p>SH 1 OF 2</p>		

4

3

2

1

4

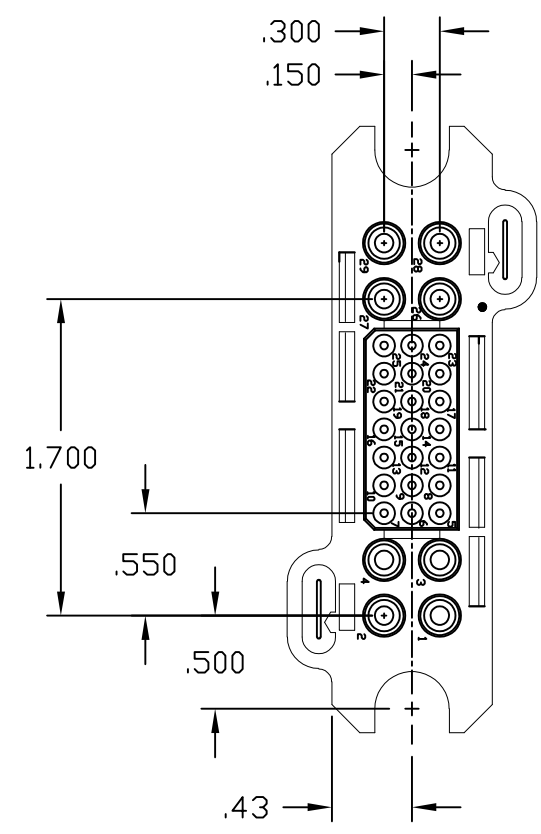
3

2

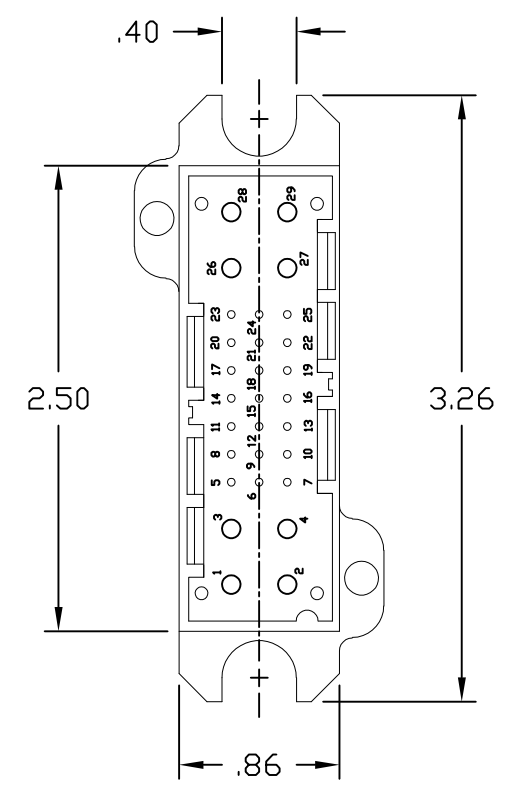
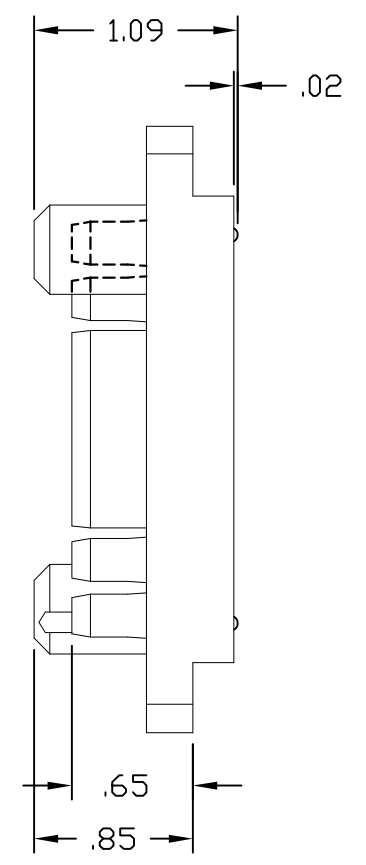
1

REVISIONS

EC	REV	DESCRIPTION	DATE
		SEE SHEET 1	



FRONT VIEW



REAR VIEW

INCH OR INCH (MM)
 MM

 THIRD ANGLE PROJECTION
 UNLESS OTHERWISE SPECIFIED DIMENSIONS ARE IN INCHES (METRIC)
 TOLERANCES
 ANGLES ± .5'
 DECIMALS
 .XXX ± .010 (.25)
 .XX ± .02 (.3)

DRAWN R. F. A.	DATE 3/1/06
CHECKED	
APPROVED	
APPROVED S. FLIKINGER	3/3/06
DCA APPROVED	
ACAD FILE NUMBER	C1648206A.DWG

TITLE
 CONNECTOR, SOCKET
 SIZE #12, #20, #12 CONFIG.
 LOWER DRAWER
 SIZE B DWG NUMBER C= 1648206 REV. A1
 DWG SCALE 1=1 SH 2 OF 2

4

3

2

1