

## REGULATORY COMPLIANCE

 <p><b>Lead Free</b> COMPLIANT</p>	 <p><b>EU RoHS</b> 2011/65 + 2015/863 COMPLIANT</p>	 <p><b>China RoHS</b> COMPLIANT</p>	 <p><b>REACH</b> SVHC COMPLIANT</p>	 <p><b>DRC</b> CONFLICT FREE</p>
--	--	--	--	---

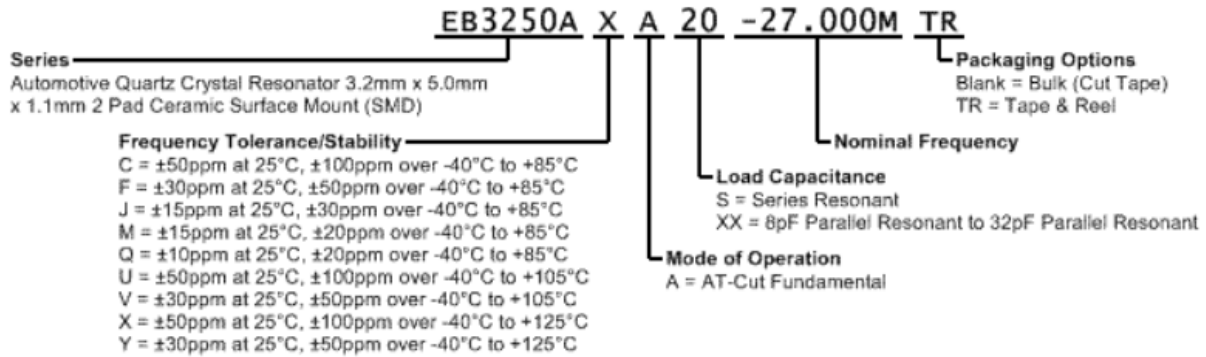
## ITEM DESCRIPTION

Automotive Grade Quartz Crystal Resonator 3.2mm x 5.0mm x 1.1mm 2 Pad Ceramic Surface Mount (SMD)

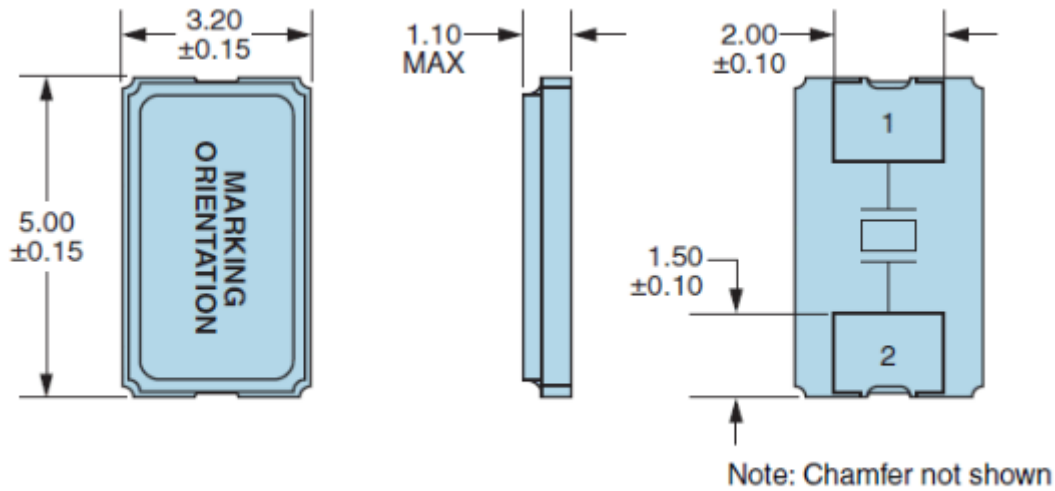
## ELECTRICAL SPECIFICATIONS

<b>Nominal Frequency</b>	7.6MHz to 54MHz
<b>Frequency Tolerance/Stability</b>	$\pm 50$ ppm at 25°C, $\pm 100$ ppm over -40°C to +85°C $\pm 30$ ppm at 25°C, $\pm 50$ ppm over -40°C to +85°C $\pm 15$ ppm at 25°C, $\pm 30$ ppm over -40°C to +85°C $\pm 15$ ppm at 25°C, $\pm 20$ ppm over -40°C to +85°C $\pm 10$ ppm at 25°C, $\pm 20$ ppm over -40°C to +85°C $\pm 50$ ppm at 25°C, $\pm 100$ ppm over -40°C to +105°C $\pm 30$ ppm at 25°C, $\pm 50$ ppm over -40°C to +105°C $\pm 50$ ppm at 25°C, $\pm 100$ ppm over -40°C to +125°C $\pm 30$ ppm at 25°C, $\pm 50$ ppm over -40°C to +125°C
<b>Aging at 25°C</b>	$\pm 3$ ppm/year Maximum
<b>Load Capacitance</b>	Series Resonant, 8pF Parallel Resonant to 32pF Parallel Resonant
<b>Shunt Capacitance</b>	5pF Maximum
<b>Equivalent Series Resistance</b>	100 Ohms Maximum over Nominal Frequency of 7.6MHz to 11.999999MHz 60 Ohms Maximum over Nominal Frequency of 12MHz to 13.999999MHz 50 Ohms Maximum over Nominal Frequency of 14MHz to 19.999999MHz 40 Ohms Maximum over Nominal Frequency of 20MHz to 54MHz
<b>Mode of Operation</b>	AT-Cut Fundamental
<b>Drive Level</b>	300 $\mu$ Watts Maximum
<b>Crystal Cut</b>	AT-Cut
<b>Spurious Response</b>	Measured from Fo to Fo +5000ppm -3dB Minimum
<b>Storage Temperature Range</b>	-50°C to +150°C
<b>Insulation Resistance</b>	Measured at 100Vdc 500 Megaohms Minimum

## PART NUMBERING GUIDE

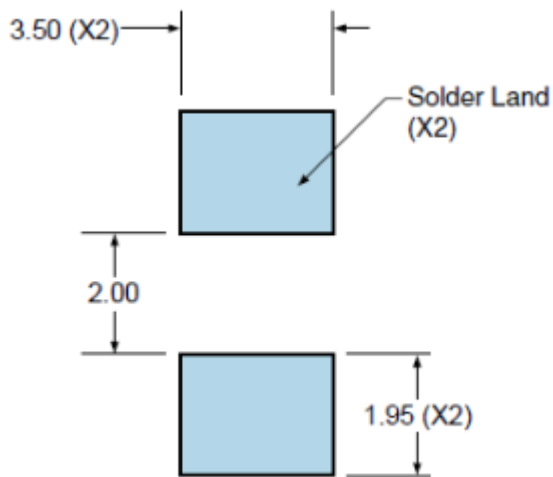


**MECHANICAL DIMENSIONS**



Seam Sealed  
 Terminal Plating Thickness: Gold (0.3 to 1.0µm) over Nickel (1.27 to 8.89µm)

**SUGGESTED SOLDER PAD LAYOUT**



PIN	CONNECTION
1	Crystal
2	Crystal

All Tolerances are ±0.1

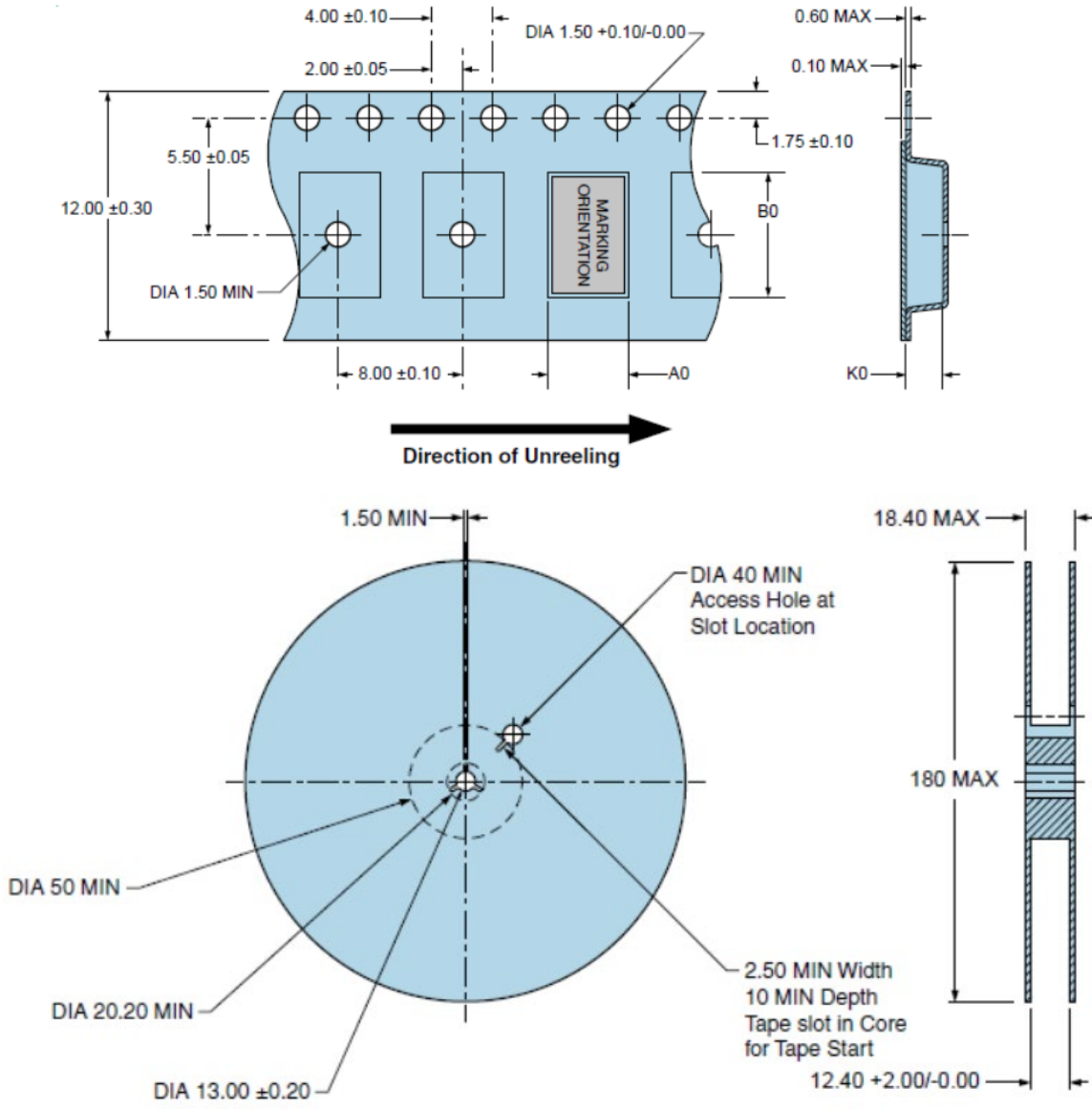
**All Dimensions in Millimeters**

**TAPE & REEL DIMENSIONS**

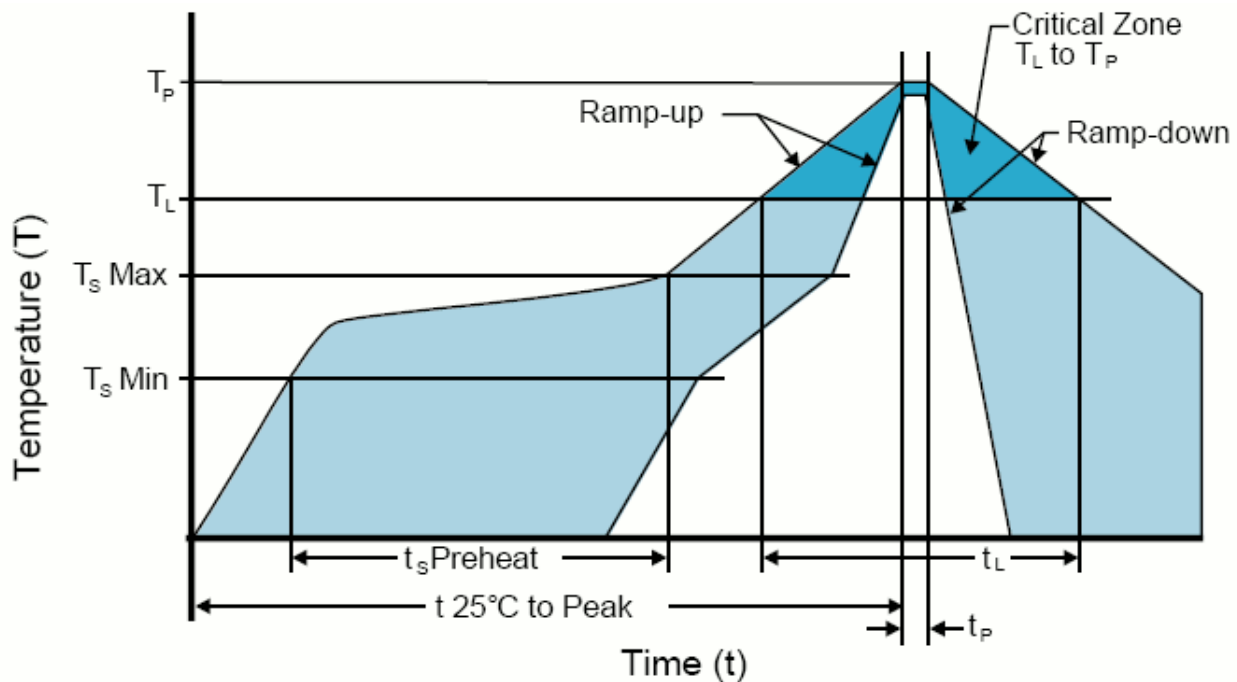
Quantity per Reel: 1,000 Units

All Dimensions in Millimeters

Compliant to EIA-481



**RECOMMENDED SOLDER REFLOW METHOD**



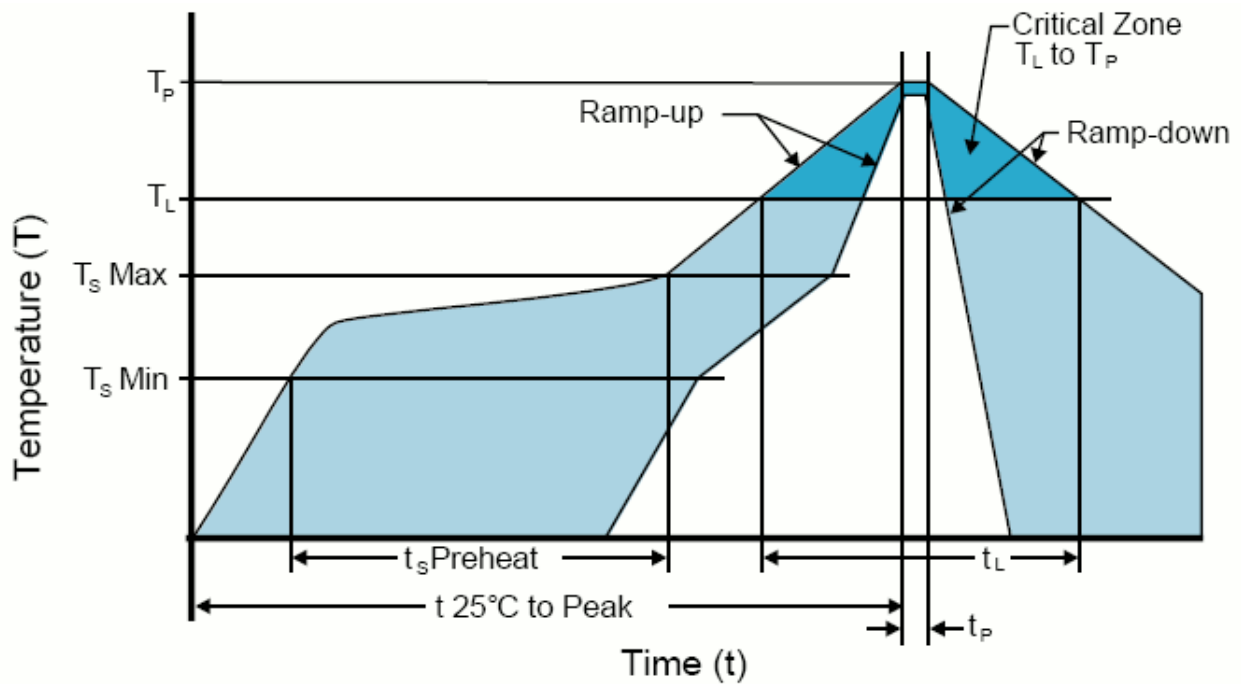
**HIGH TEMPERATURE INFRARED/CONVECTION**

<b>T<sub>S</sub> MAX to T<sub>L</sub> (Ramp-up Rate)</b>	3°C/Second Maximum
<b>Preheat</b>	
- Temperature Minimum (T <sub>S</sub> MIN)	150°C
- Temperature Typical (T <sub>S</sub> TYP)	175°C
- Temperature Maximum(T <sub>S</sub> MAX)	200°C
- Time (t <sub>s</sub> MIN)	60 - 180 Seconds
<b>Ramp-up Rate (T<sub>L</sub> to T<sub>P</sub>)</b>	3°C/Second Maximum
<b>Time Maintained Above:</b>	
- Temperature (T <sub>L</sub> )	217°C
- Time (t <sub>L</sub> )	60 - 150 Seconds
<b>Peak Temperature (T<sub>P</sub>)</b>	260°C Maximum for 10 Seconds Maximum
<b>Target Peak Temperature(T<sub>P</sub> Target)</b>	250°C +0/-5°C
<b>Time within 5°C of actual peak (t<sub>p</sub>)</b>	20 - 40 Seconds
<b>Ramp-down Rate</b>	6°C/Second Maximum
<b>Time 25°C to Peak Temperature (t)</b>	8 Minutes Maximum
<b>Moisture Sensitivity Level</b>	Level 1
<b>Additional Notes</b>	Temperatures shown are applied to body of device.

**High Temperature Manual Soldering**

260°C Maximum for 5 Seconds Maximum, 2 times Maximum. (Temperatures shown are applied to body of device.)

RECOMMENDED SOLDER REFLOW METHOD



**LOW TEMPERATURE INFRARED/CONVECTION**

T <sub>S</sub> MAX to T <sub>L</sub> (Ramp-up Rate)	5°C/Second Maximum
<b>Preheat</b>	
- Temperature Minimum (T <sub>S</sub> MIN)	N/A
- Temperature Typical (T <sub>S</sub> TYP)	150°C
- Temperature Maximum(T <sub>S</sub> MAX)	N/A
- Time (t <sub>S</sub> MIN)	30 - 60 Seconds
Ramp-up Rate (T <sub>L</sub> to T <sub>P</sub> )	5°C/Second Maximum
<b>Time Maintained Above:</b>	
- Temperature (T <sub>L</sub> )	150°C
- Time (t <sub>L</sub> )	200 Seconds Maximum
Peak Temperature (T <sub>P</sub> )	245°C Maximum
Target Peak Temperature(T <sub>P</sub> Target)	245°C Maximum 2 Times/230°C Maximum 1Time
Time within 5°C of actual peak (t <sub>p</sub> )	10 Seconds Maximum 2 Times / 80 Seconds Maximum 1 Time
Ramp-down Rate	5°C/Second Maximum
Time 25°C to Peak Temperature (t)	N/A
Moisture Sensitivity Level	Level 1
Additional Notes	Temperatures shown are applied to body of device.

**Low Temperature Manual Soldering**

185°C Maximum for 10 Seconds Maximum, 2 times Maximum. (Temperatures shown are applied to body of device.)