

## IEC Inlet with Line Filter

- IEC320-C14 Filtered Inlet
- Screw Mount
- Compact Design
- Medical Applications
- 1, 3, 6 & 10A Rating
- 6.3 x 0.8mm Faston Terminals
- Bleed Resistor
- Shielded Metal Body
- Wide Operating Temperature Range
- 3 Year Warranty

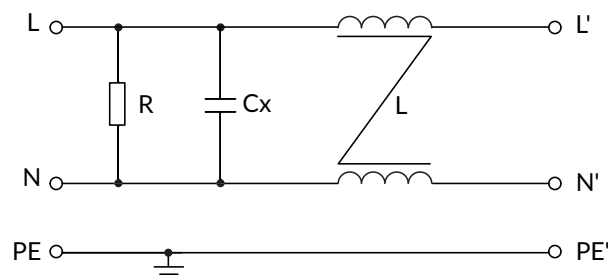


The FASM combines an EMI filter with an IEC320-C14 inlet, to provide excellent attenuation in a compact module. It has a low earth leakage of 5µA @250VAC for medical equipment applications. When fitted to mains powered equipment, they provide excellent attenuation to conducted electro-magnetic interference from the mains supply, whilst reducing any conducted emissions from within the equipment onto the mains supply. Suitable for class I appliances, all models feature a shielded metal body, and are fitted with a bleed resistor to safely discharge the filter capacitors when power is disconnected. Safety approvals are EN60939-2 for passive filters & ANSI/UL1283 for EMI filters. They feature a wide operating temperature range of -40°C to +110°C with full power operation up to +50°C.

### Specifications

Characteristics	Minimum	Typical	Maximum	Units	Notes and Conditions
Rated Voltage			250	VAC	
Input Frequency	DC		400	Hz	
Rated Current	1		10	A	See models and ratings table
Earth Leakage Current	2		5	µA	See models and ratings table
MTBF	1.75			MHrs	MIL-HBDK 217F, 250 VAC @ 40°C
Flammability Rating	UL94V-2				
Temperature Operating	-40		110	°C	See derating curve
Safety Approvals	EN60939-2				Passive filter units for EMI suppression
	ANSI/UL1283				Electromagnetic Interference Filters
Terminals	Faston 6.3 x 0.8mm straight				
Protection Class	Suitable for appliances with protection Class I				
Dielectric Strength		1500		VAC	

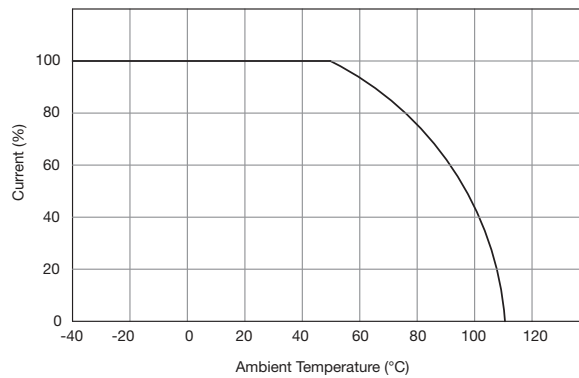
### Electrical Schematic



## Models & Ratings

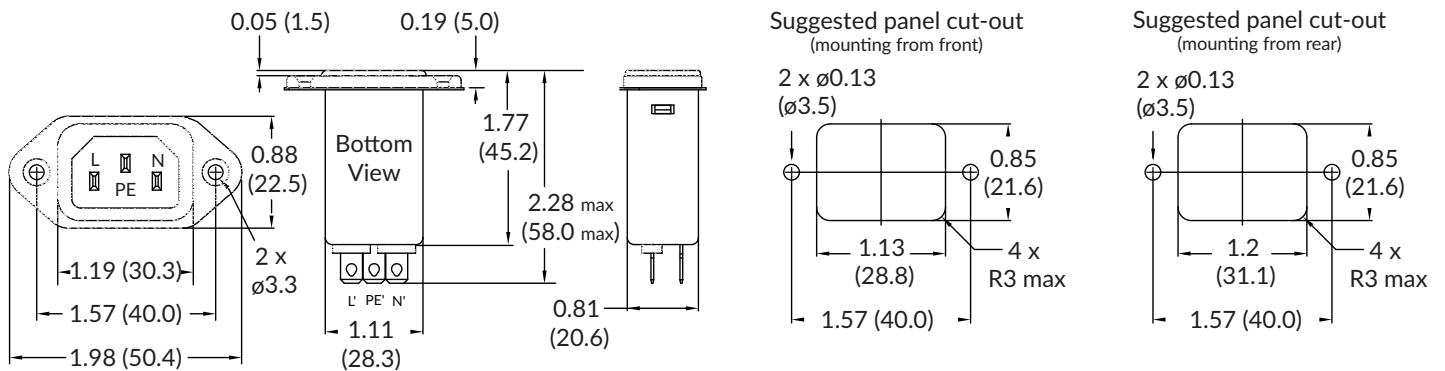
Rated Current at 50 °C	Leakage Current		Inductance at 10 kHz, 0.25 V L	Capacitance		Resistance	Weight	Application	Mounting	Filter
	115 VAC/ 60 Hz	250 VAC/ 50 Hz		Cx	Cy					
1 A	2 µA	5 µA	2 x 6.5 mH	0.1 µF	None	1 MΩ	38 g	Medical	Screw	FASMA01SFR
3 A	2 µA	5 µA	2 x 2.5 mH	0.1 µF	None	1 MΩ	38 g	Medical	Screw	FASMA03SFR
6 A	2 µA	5 µA	2 x 0.8 mH	0.1 µF	None	1 MΩ	38 g	Medical	Screw	FASMA06SFR
10 A	2 µA	5 µA	2 x 0.2 mH	0.1 µF	None	1 MΩ	41 g	Medical	Screw	FASMA10SFR

## Thermal Derating



## Mechanical Details

All dimensions in inches (mm)

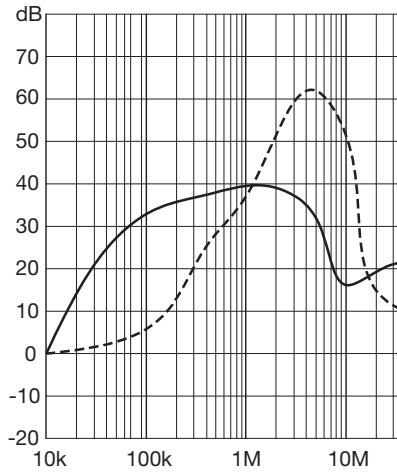


## Typical Attenuation Curves

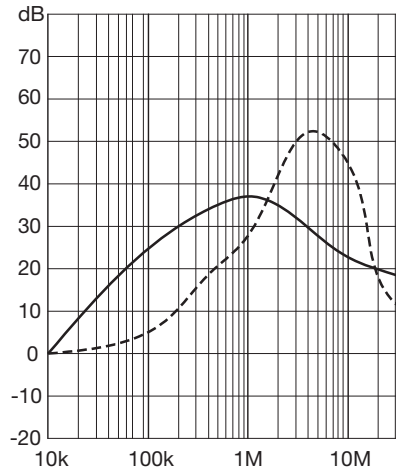
Per CISPR 17, 50 Ω system

- Asymmetrical (Common Mode)
- - - - - Symmetrical (Differential Mode)

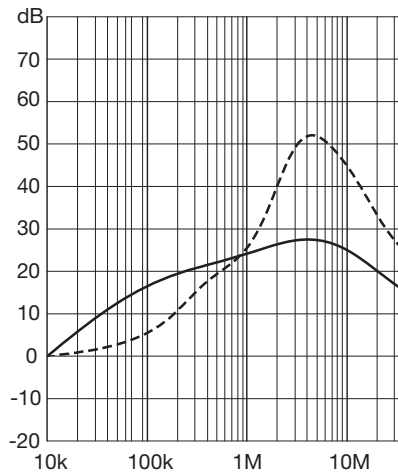
FASMA01SFR



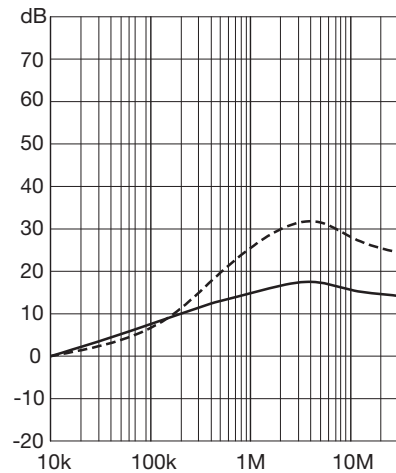
FASMA03SFR



FASMA06SFR



FASMA10SFR



## Safety Approvals

Safety Agency	Safety Standard	Notes & Conditions
CE	Meets all applicable directives	
UKCA	Meets all applicable legislation	