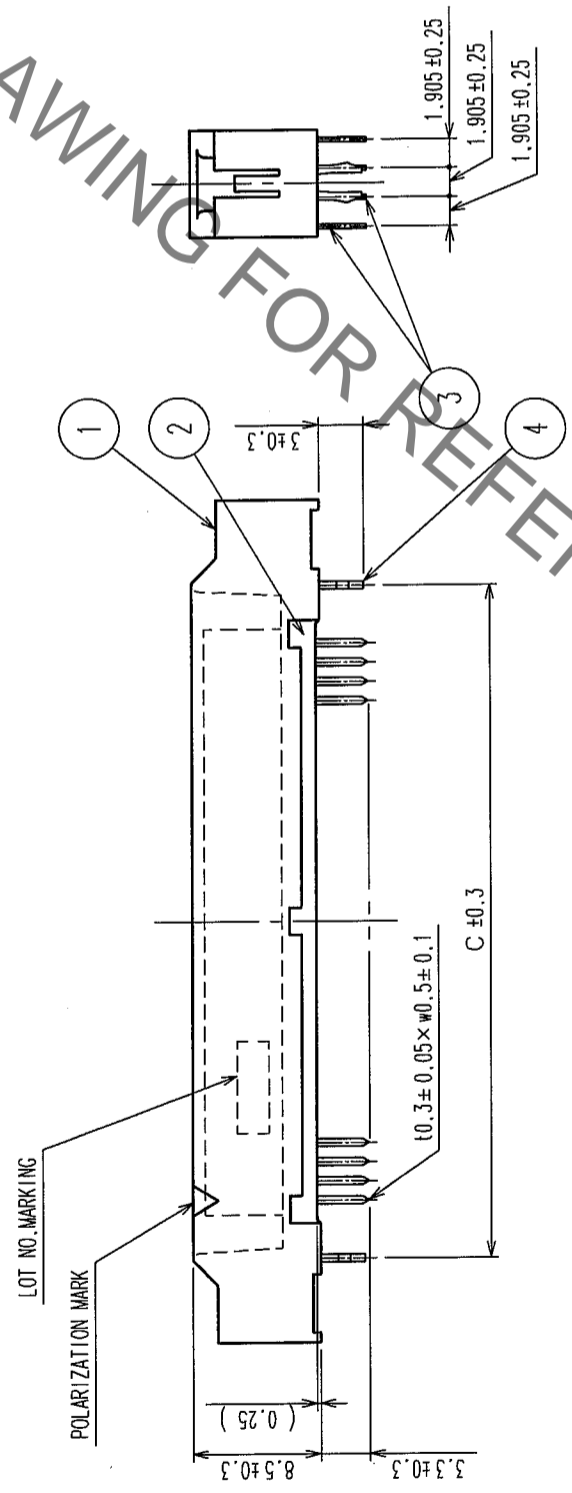
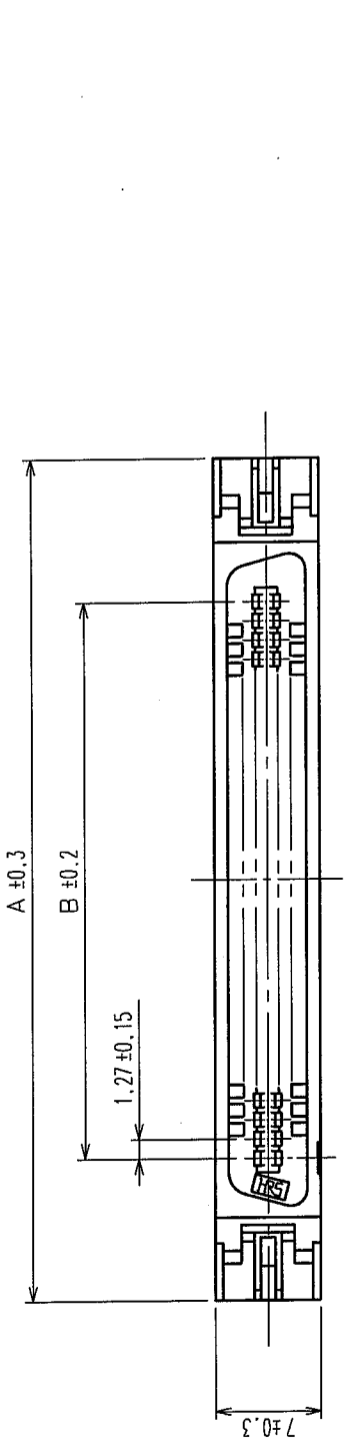
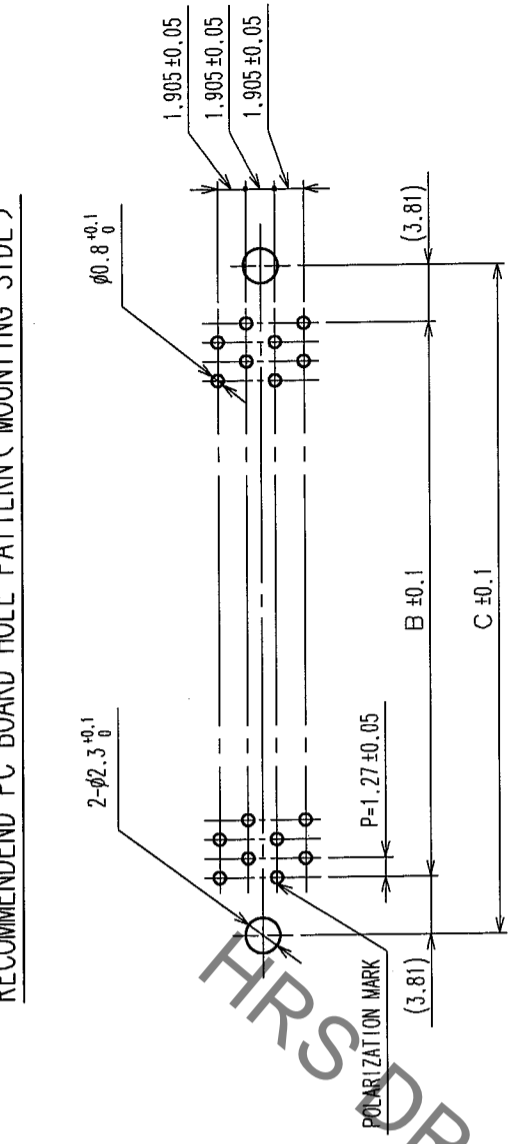


COUNT	DESCRIPTION OF REVISIONS	BY	CHKD	DATE	COUNT	DESCRIPTION OF REVISIONS	BY	CHKD	DATE
△					△				
△					△				
△					△				

RECOMMEND PC BOARD HOLE PATTERN (MOUNTING SIDE)



PART No.	CODE No.	A	B	C
FX2B-40PA-1.27DSAL (71)	CL572-0873-5-71	40	43.03	24.13
FX2B-52PA-1.27DSAL (71)	CL572-0874-8-71	52	50.65	31.75
FX2B-60PA-1.27DSAL (71)	CL572-0875-0-71	60	55.73	36.83
FX2B-68PA-1.27DSAL (71)	CL572-0876-3-71	68	60.81	41.91
FX2B-80PA-1.27DSAL (71)	CL572-0877-6-71	80	68.43	49.53
FX2B-100PA-1.27DSAL (71)	CL572-0878-9-71	100	81.13	62.23

NOTES 1. THE DIMENSIONS IN PARENTHESES ARE FOR REFERENCE.
 2. NUMBER OF PIN.

NO.	MATERIAL	FINISH,	REMARKS	NO.	MATERIAL	FINISH,	REMARKS
4	PHOSPHOR BRONZE	TIN-PLATING		3	BRASS		CONTACT AREA: GOLD FLASH
1, 2	POLYAMIDE	BLACK	UL94V-0				DIP AREA: TIN-PLATING 2μm min
							UNDER PLATING: NICKEL 1μm min

CODE NO. (OLD)	CL	DESIGNED	CHECKED	APPROVED	RELEASED
		I. OKAYAMA	H. OKAWA	H. OKAWA	
		04.06.02	04.06.14	04.06.14	

DRAWING NO.	PART NO.
EDC3-151043-21	FX2B-※PA-1.27DSAL (71)

SCALE	UNITS	CODE NO.
FREE	mm	CL572

TO	
PCK	