



2467 MHz WiFi Cavity Bandpass Filter For Outdoor



ANATECH ELECTRONICS INC
RF & Microwave Filters & Products

Part Number: WiFi2467-120

Electrical specifications

- Center Frequency:** 2467 MHz
- 1dB Bandwidth:** 22 MHz
- Insertion loss:** 3 dB max (2 dB typ)
- Return loss:** 15 dB min (18 dB typ)
- Ripple:** 1.2 dB max
- Rejection 1:** 30 dB min@Fo+/-20 MHz
- Rejection 2:** 60 dB min@Fo+/-25 MHz
- Rejection 3:** 90 dBc min@2*Fo+/-22 MHz
- Power handling:** 50 Watts

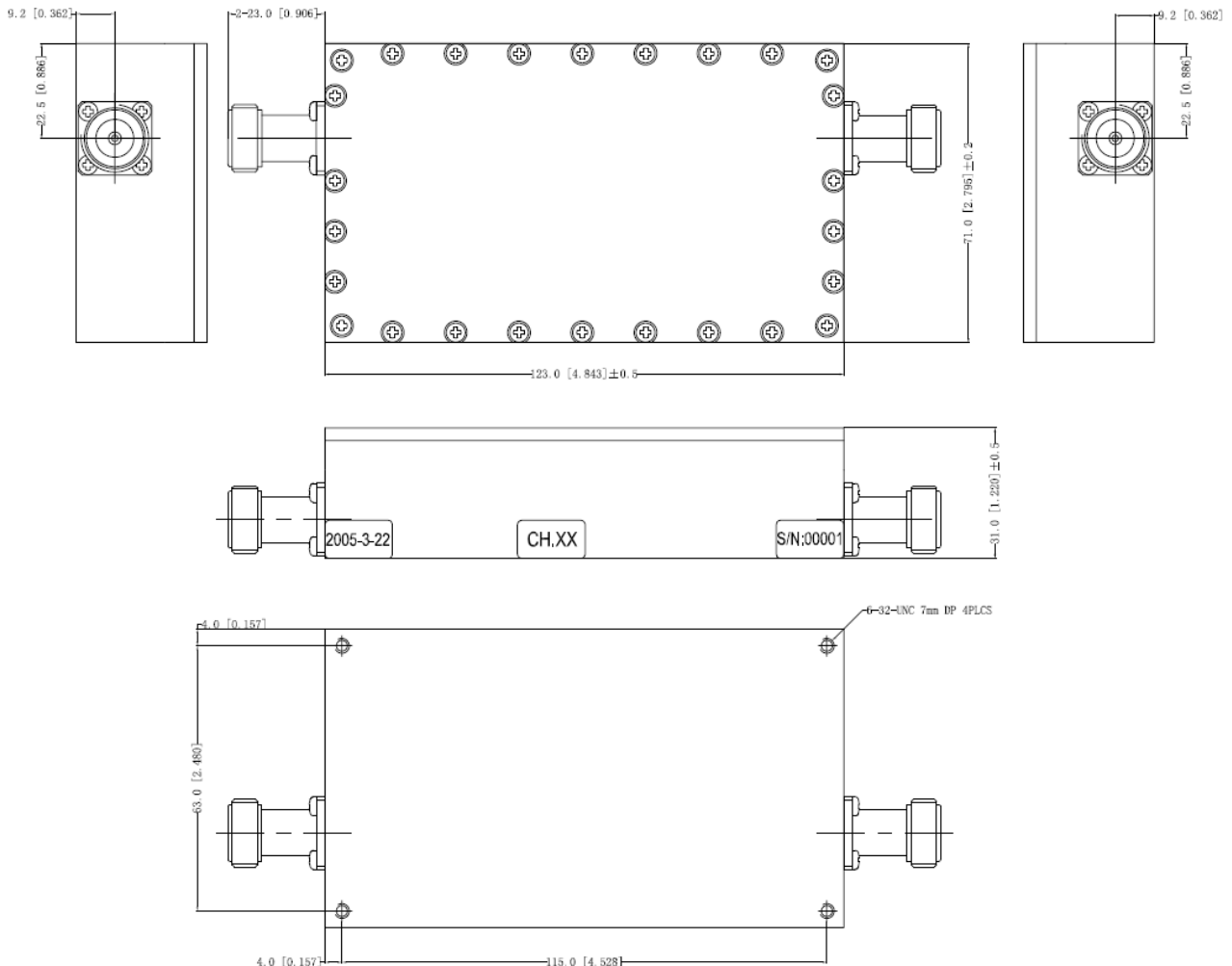
Mechanical

- Mounting Method:** Threaded Mounting Holes
- Connector Type:** N-Type Female
- Dimensions:** 4.84" x 2.48" x 1.22" in

Environmental

- Operating Temperature:** -45 to +85° C
- Storage Temperature:** -55 to +95° C
- Shock:** 20 G. 11ms
- Vibration:** 20 G. 5 to 200 MHz

Outline Drawing:





2467 MHz WiFi Cavity Bandpass Filter For Outdoor

ANATECH ELECTRONICS INC
RF & Microwave Filters & Products

Part Number: WiFi2467-120



Plots:

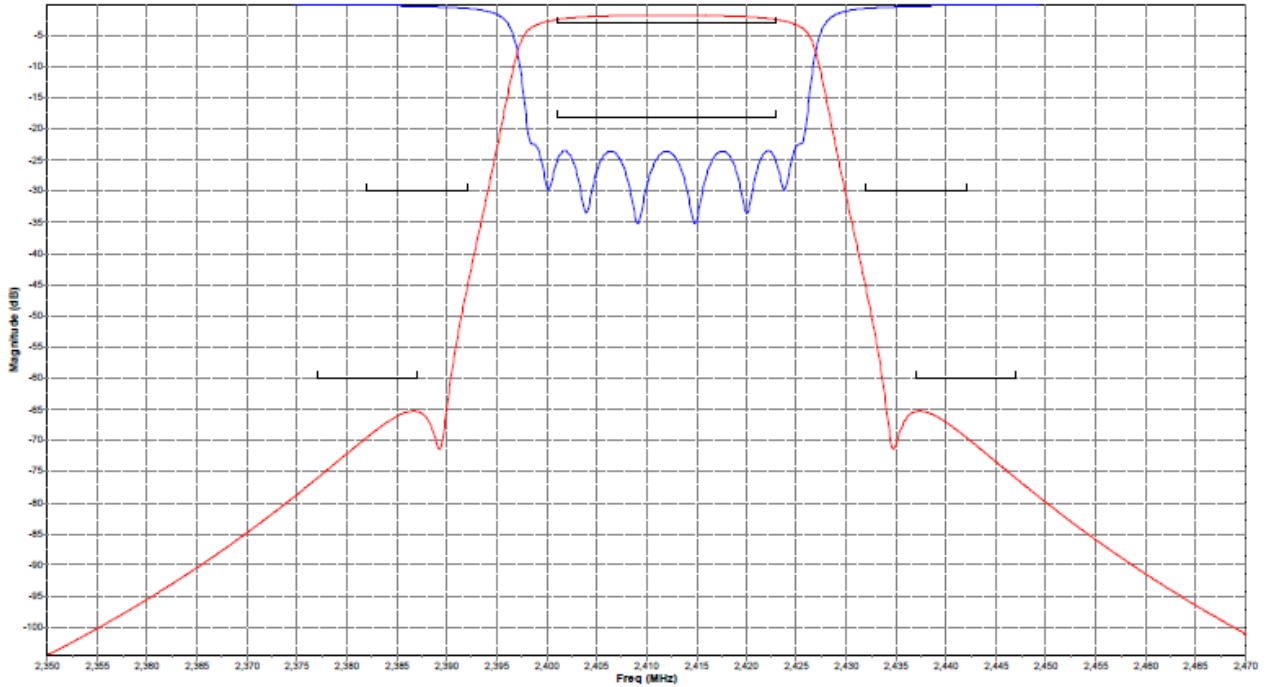


Fig.1 Return Loss and Rejection

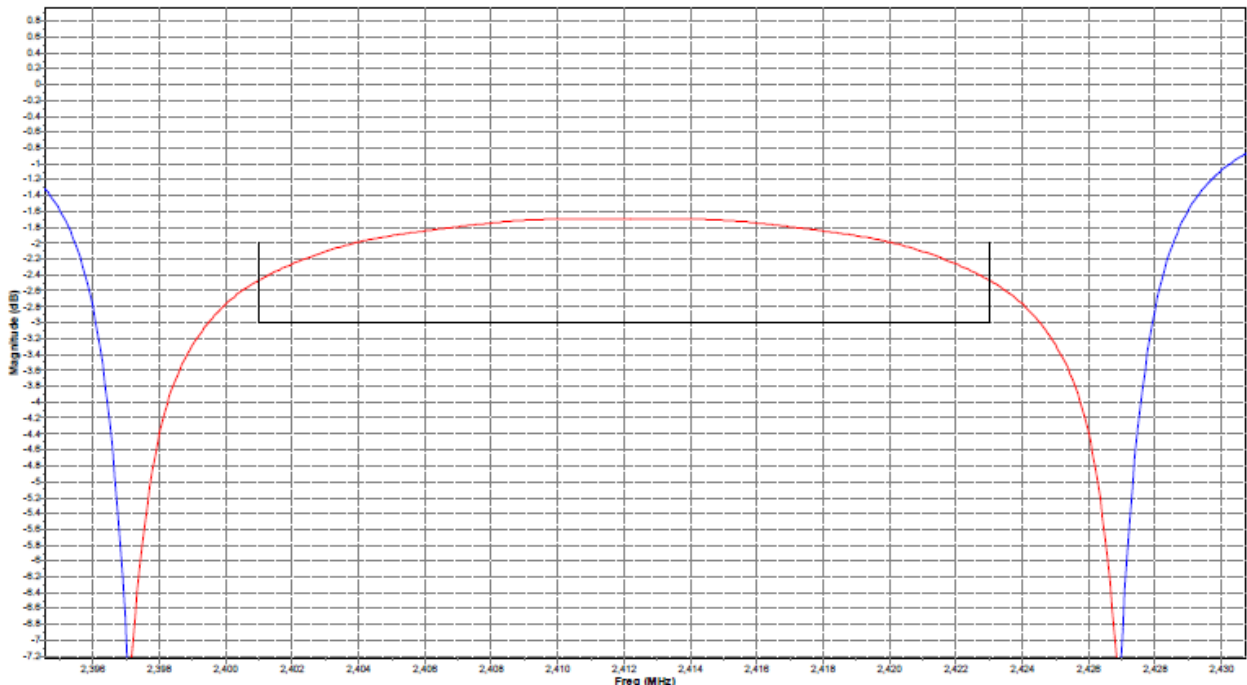


Fig.2 Insertion Loss and Ripple