



ANATECH ELECTRONICS INC
RF & Microwave Filters & Products

1518-1559 / 1625.5-1675 MHz
Ceramic Duplexer
Part Number: AM1539-1650D1130



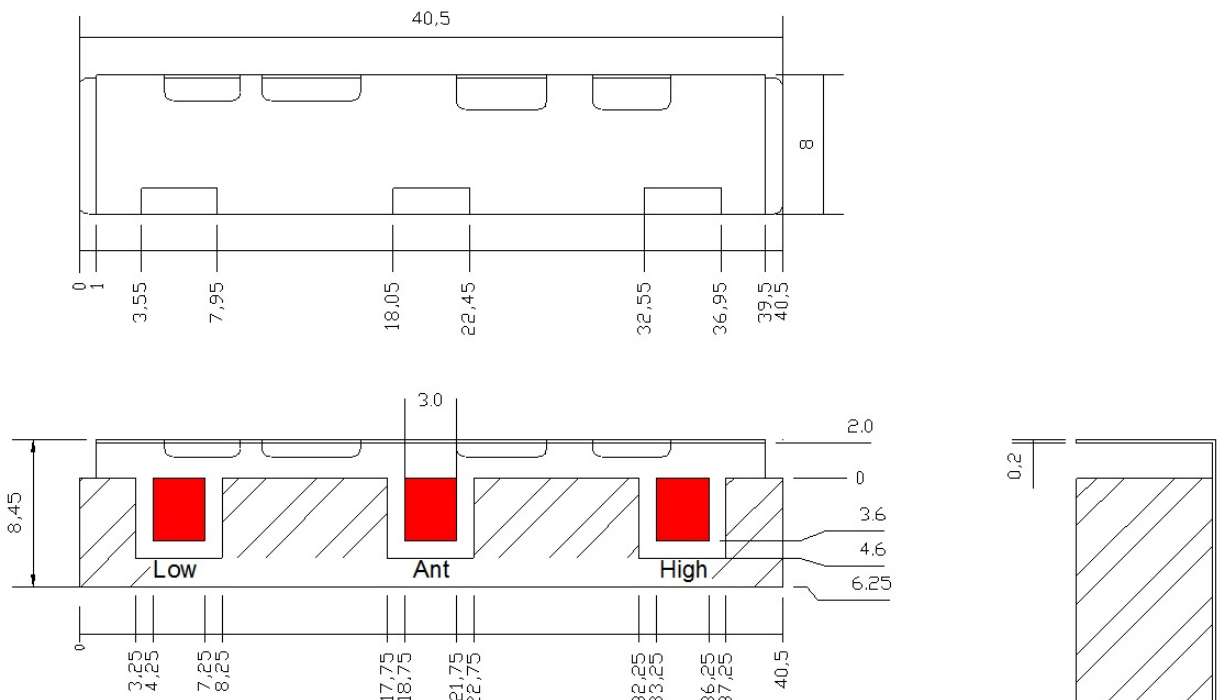
Characteristics	Band 1	Band 2
Passband:	1518-1559 MHz	1626.5-1675 MHz
Bandwidth:	41 MHz	48.5 MHz
Passband Return Loss:	15 dB min	14 dB min
Passband Insertion Loss:	1.4 dB max	1.6 dB max
Passband Ripple:	0.6 dB max	0.5 dB max
Input / Output Impedance:	50 Ohms	50 Ohms
Attenuation:	62 dB min. @ 1626.5 ~1675 MHz	65 dB min. @ 1518~ 1559MHz
Phase match (Unit to Unit):	Typ. 5 deg	Typ. 5 deg
Power Handling:	3 W (12 W Peak)	3 W (12 W Peak)

Mechanical	
Mounting Method:	SMT
Dimensions:	40.5 x 8.45 x 8 mm

Environmental	
Operating Temperature:	-55 to +85 deg.C
Storage Temperature:	-55 to +100 deg.C
Termination Finish:	Silver

This product is RoHs compliant.

Outline Drawing:



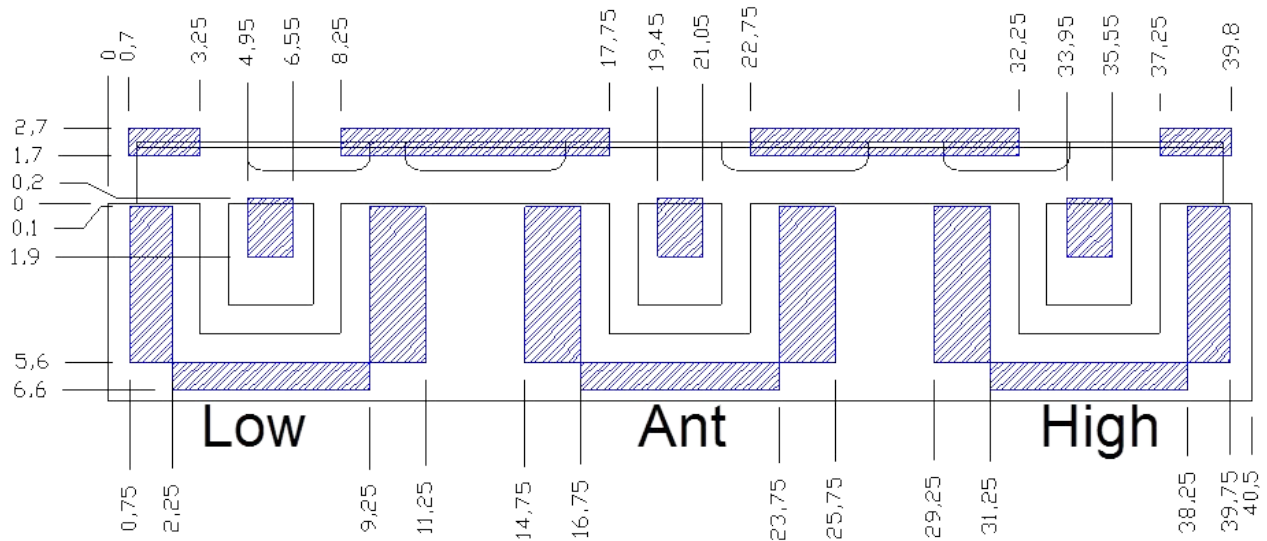




ANATECH ELECTRONICS INC
RF & Microwave Filters & Products

1518-1559 / 1625.5-1675 MHz
Ceramic Duplexer
Part Number: AM1539-1650D1130



Solder Pattern:



-  : Non Solder
-  : Solder Mask

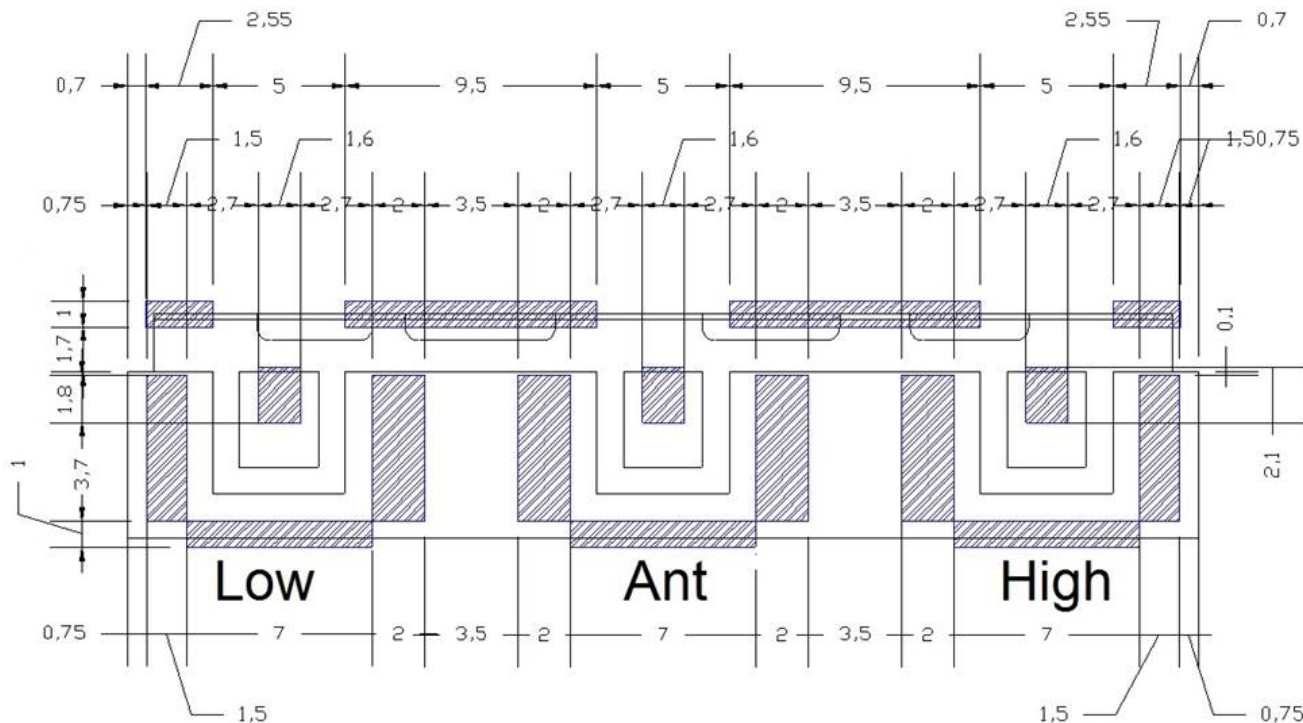


ANATECH ELECTRONICS INC
RF & Microwave Filters & Products

1518-1559 / 1625.5-1675 MHz
Ceramic Duplexer
Part Number: AM1539-1650D1130



Solder Pattern:



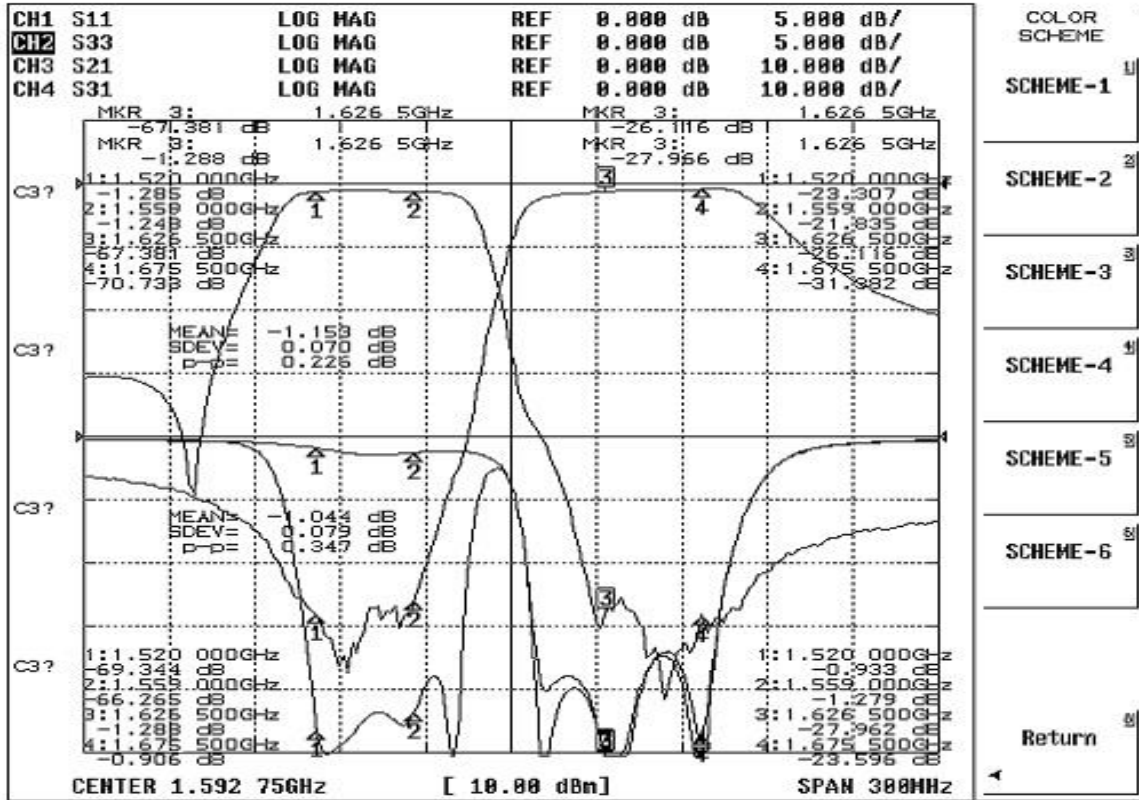


ANATECH ELECTRONICS INC
RF & Microwave Filters & Products

1518-1559 / 1625.5-1675 MHz
Ceramic Duplexer
Part Number: AM1539-1650D1130



Response Plot:





ANATECH ELECTRONICS INC
RF & Microwave Filters & Products

1518-1559 / 1625.5-1675 MHz
Ceramic Duplexer
Part Number: AM1539-1650D1130



Response Plot:

