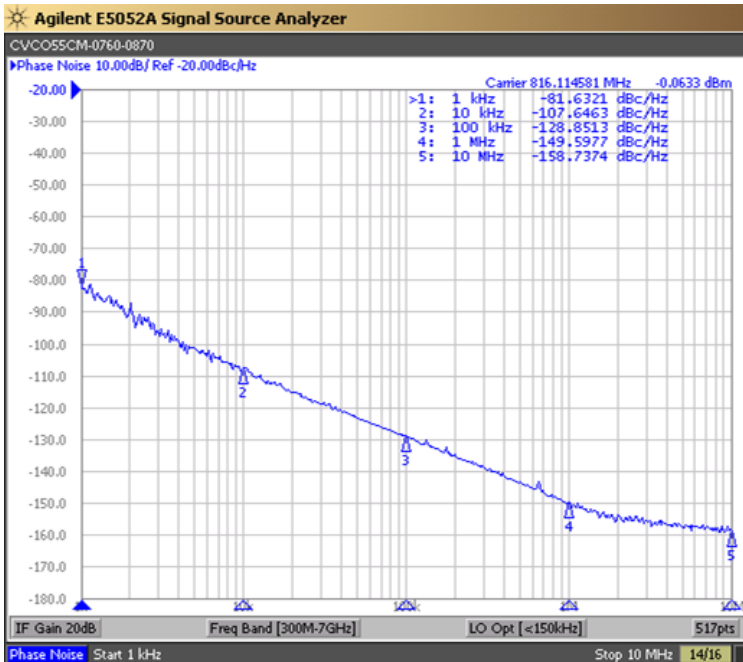


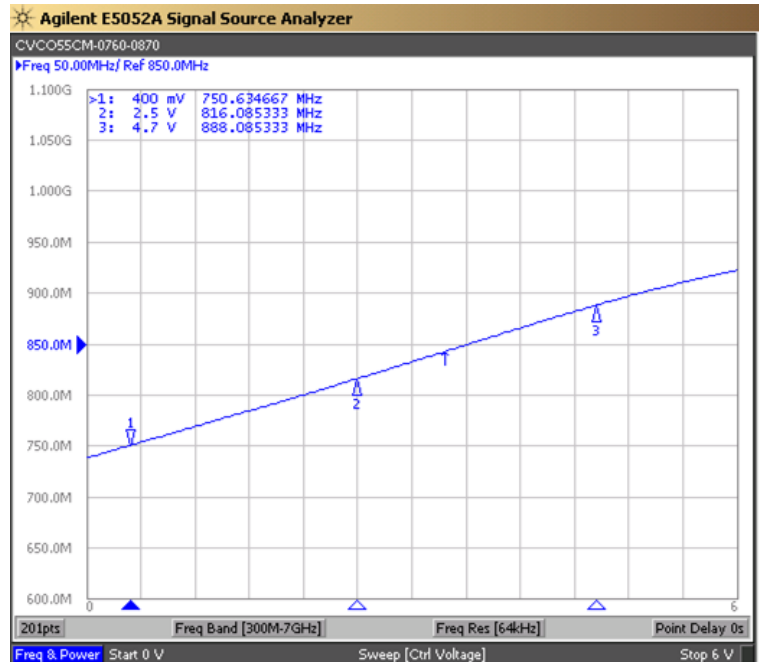


PERFORMANCE SPECIFICATION	MIN	TYP	MAX	UNITS
Lower Frequency:			760	MHz
Upper Frequency:	870			MHz
Tuning Voltage:	0.4		4.7	VDC
Supply Voltage:	4.75	5.0	5.25	VDC
Output Power:	-2.0	0	+2.0	dBm
Supply Current:		20	25	mA
Harmonic Suppression (2 nd Harmonic):		-15	-10	dBc
Pushing:		0.5	1.0	MHz/V
Pulling, all Phases:		1.0	3.0	MHz pk-pk
Tuning Sensitivity:		30		MHz/V
Phase Noise @ 10kHz offset:		-110	-104	dBc/Hz
Phase Noise @ 100kHz offset:		-134	-125	dBc/Hz
Modulation Sensitivity:		-20		kHz/V
Modulation Port Input Capacitance:		100		pF
Load Impedance:		50		Ω
Input Capacitance:		47	50	pF
Operating Temperature Range:	-30		+70	$^{\circ}\text{C}$
Storage Temperature Range:	-45		+90	$^{\circ}\text{C}$

Phase Noise (1 Hz BW, Typical)



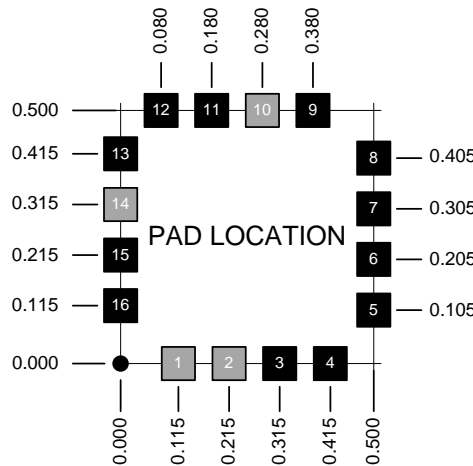
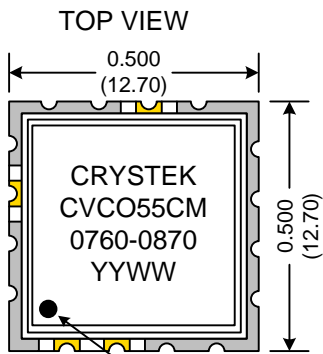
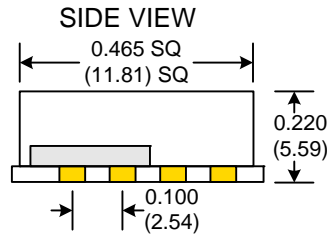
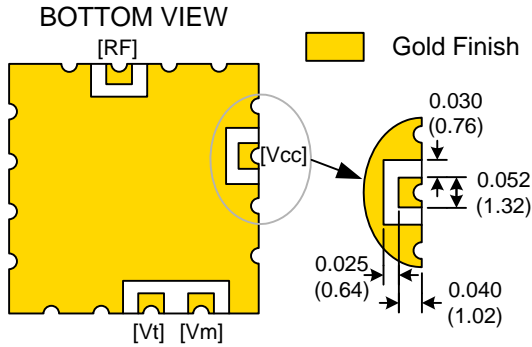
Tuning Curve (Typical)



Product Control:

Crystek Part Number:	CVCO55CM-0760-0870	Release Date:	01-Mar-2016
Revision Level:	G	Responsible:	C. Vales





Pad	Connection
1	Vm
2	Vt
10	RF-OUTPUT
14	Vcc
Others	GROUND

- Unless otherwise specified, Dimensions are in: $\frac{IN}{(mm)}$
- Pad Location Dimensions are in: Inches

TAPE AND REEL



Drawing not to scale

Product Control:

Crystek Part Number:	CVCO55CM-0760-0870	Release Date:	01-Mar-2016
Revision Level:	G	Responsible:	C. Vales

Specification is subject to change without notice