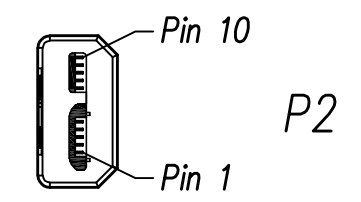
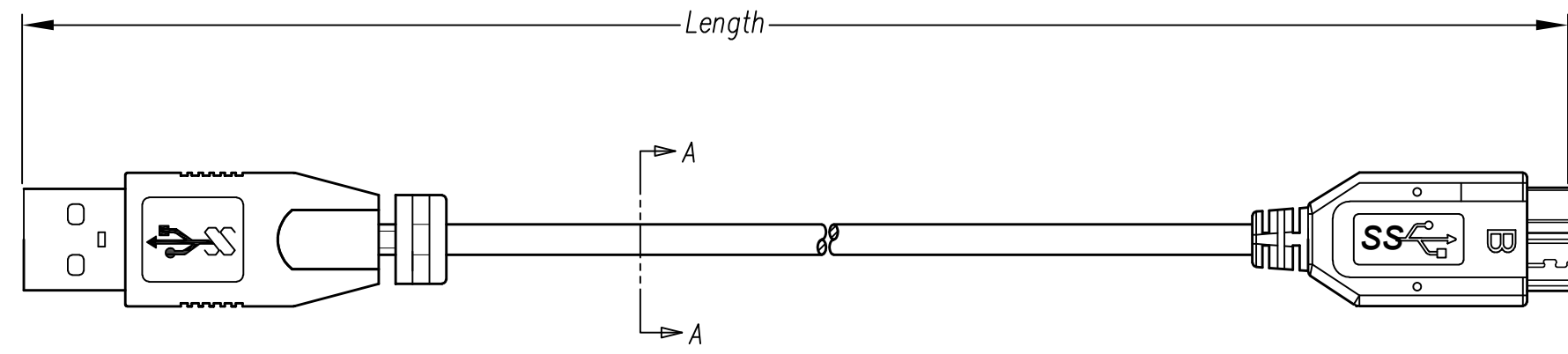
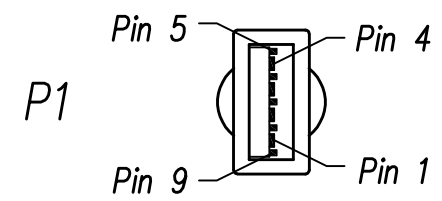


DATE	REV	ECN	APP'D. BY
08/31/17	A0	Released	JRC
09/18/2017	A1	11095	GWL



Notes:

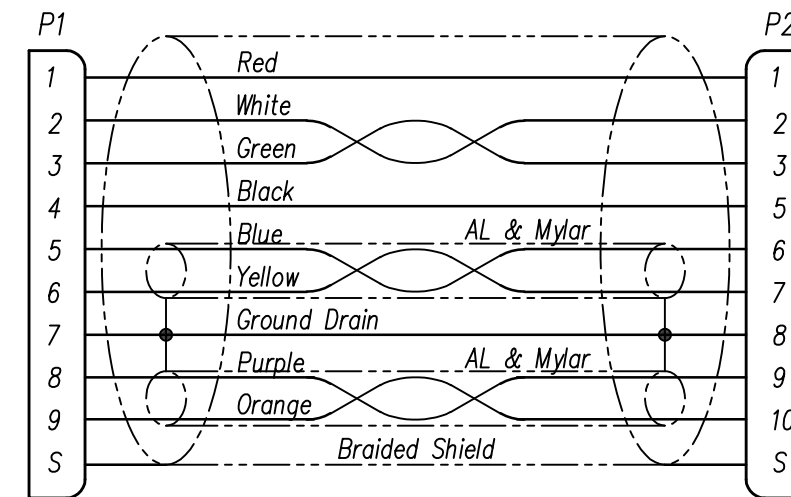
- 1) Each cable assembly to be individually bagged.
- 2) Cable Construction USB 3.0:
 - 28 AWG 1 Twisted Pair
 - 28 AWG +D +AL MY x 2 Twisted Pair
 - 24 AWG x 2C
 - AMA BRAID 85%
 - 5.8mm OD
 - Black PVC Jacket
- 3) Connector P1 :USB A Male 3.0 Blue Insulator, Gold flash on contacts, Nickel Plated Shell
- Connector P2 :Micro USB B Male 3.0 Blue Insulator, Gold flash on contacts, Nickel Plated Shell
- 4) Hood P1 & P2: Molded Black PVC Strain Relief
- 5) All cables tested for Continuity & Shorts

P/N Key:

SC-3ATKxxxF

Length
003 = 3 Ft
006 = 6 Ft

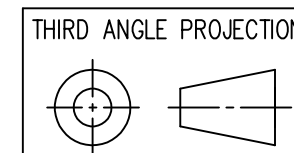
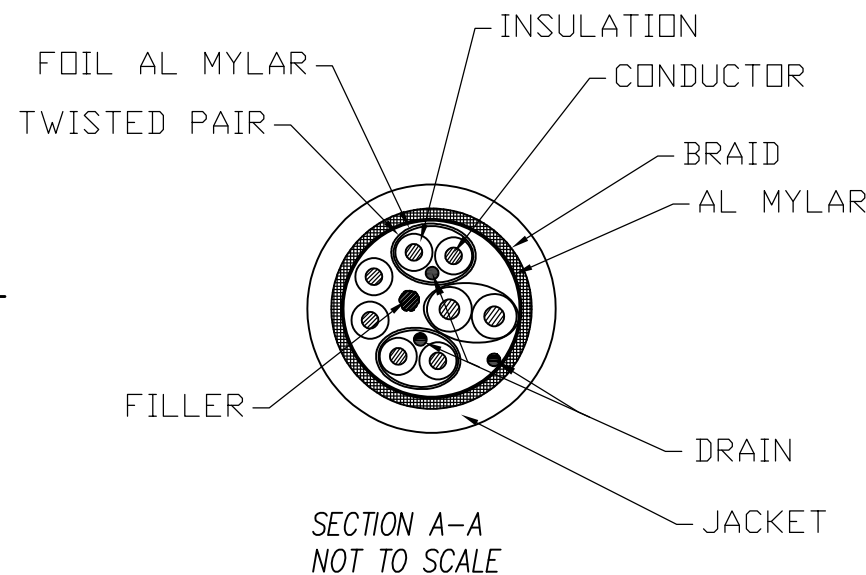
Wiring Map: USB 3.0 Super Speed



Example Parts Numbers

Feet	
P/N	Length
SC-3ATK003F	3'
SC-3ATK006F	6'


For Part Numbers Not Shown Follow Part Number Key Format



11118 Susquehanna Trail South
Glen Rock, PA 17327-9199
(717) 235-7512
<http://www.stewartconnector.com>

DO NOT SCALE DRAWING
DRAWING IS SUBJECT TO CHANGE WITHOUT NOTICE
DIMENSIONS: INCHES [METRIC]
UNLESS OTHERWISE SPECIFIED TOLERANCES ARE ±.005 [0.13] ANGLES ARE ± 1°
SHEET NO. 1 OF 1

TITLE: Cable Assembly, USB 3.0, Type A/M-Type 10 Pin Micro-B/M, Black
DRN BY: KAC DATE 08/29/17
APPD BY: JRC DATE 08/31/17
DWG NO. CT999150 REV. A1
THIS DRAWING AND THE SUBJECT MATTER SHOWN THEREON ARE CONFIDENTIAL AND THE PROPRIETARY PROPERTY OF STEWART CONNECTOR AND SHALL NOT BE REPRODUCED, COPIED, OR USED IN ANY MANNER WITHOUT PRIOR WRITTEN CONSENT OF STEWART CONNECTOR



ASSEMBLY FORMAT REV. 6/3/05