



Transformer terminal, Screw connection, Mounting type: Custom profile, Rated cross-section: 4 mm², Width: 7.5 mm, Colour: Orange

Business data

Article number	<u>1141.3</u>
Article name	TK 4/1 OG
GTIN (EAN)	4044211021115
Packaging unit	50
Quantity unit	PC
Weight per piece (not including packaging)	4 g
Weight per piece (including packaging)	4.9 g
Unit of weight	G
Customs number	85369010
Country of origin	CZ
Prio-Article	1141.3
Product description	Transformer terminal

Technical data

Dimensions

Length	20.5 mm
Width	7.5 mm
Height	33.1 mm

Ratings

Rated voltage	800 V
Rated current	32 A
Rated cross-section	4 mm ²
Rated impulse voltage	8 kV
Overvoltage category	III
Contamination degree	3
Maximum power dissipation for nominal condition	1.02 W

Connection data

Connection principle	Screw connection
Connections	1
Wire cross-section single-core (rigid) / stranded, min.	0.2 mm ²
Wire cross-section single core (rigid)/stranded, max.	6 mm ²
Wire cross-section stranded, min.	0.2 mm ²
Wire cross-section stranded, max.	6 mm ²
Wire cross-section stranded with wire-end ferrules, min.	0.2 mm ²
Wire cross-section stranded with wire-end ferrules, max.	4 mm ²
Wire cross-section AWG, min.	22
Wire cross-section AWG, max.	10
Stripping length	9 mm
Screw head	Slotted
Screw threading	M 3
Tightening torque, min.	0.5 Nm
Tightening torque, max.	1 Nm

Materials

Insulation housing	Polyamide 6.6
Flammability class UL 94	V-0
Working temperature, min.	-40 °C
Working temperature, max.	120 °C

Data sheet

1141.3 TK 4/1 OG

Technical data

Further technical data

Mounting type	Custom profile
---------------	----------------

Gauge plug acc. to EN 60 947-1	A4
--------------------------------	----

Environmental Product Compliance

REACH Conform	yes
---------------	-----

REACH Reference date	2022-06-10
----------------------	------------

REACH Candidate Substance Note	No
--------------------------------	----

RoHS Conform	yes
--------------	-----

Approvals

Standards and regulations

EAC approval	TR ZU 004/2011
EAC approval granted	yes

cUL Recognized

cUL approval	C22.2 No 158
cUL Usegroup B: rated voltage	600 V
cUL Usegroup B: rated current	30 A
cUL Usegroup C: rated voltage	600 V
cUL Usegroup C: rated current	30 A
cUL wire cross-section single-core (rigid) AWG, min.	22
cUL wire cross-section single-core (rigid) AWG, max.	10
cUL wire cross-section stranded AWG, min.	22
cUL wire cross-section stranded AWG, max.	10
cUL torque	7 Nm
cUL wire material	Cu
cUL Recognized	1

KEMA KEUR approval

KEMA KEUR approval	EN 60947-7-1:2009
KEMA KEUR approval granted	yes
KEMA rated voltage	800 V
KEMA rated current	32 A
KEMA rated impulse voltage (fuse holder without electrical components)	8 kV
KEMA wire cross-section single core (rigid), min.	0.2 mm ²
KEMA wire cross-section single-core (rigid), max.	6 mm ²
KEMA wire cross-section stranded, min.	0.2 mm ²
KEMA wire cross-section stranded, max.	6 mm ²
KEMA torque, min.	0.5 Nm
KEMA torque, max.	1 Nm

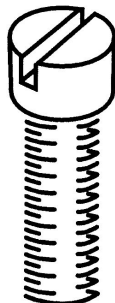
Approvals

UL Recognized

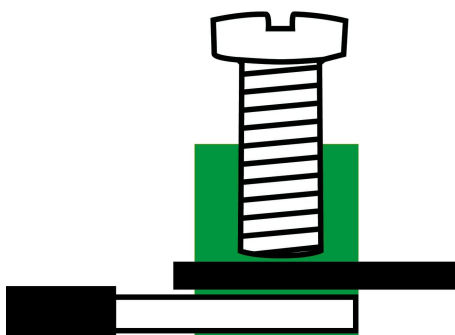

UL approval	UL 1059
UL Usegroup B: rated voltage	600 V
UL Usegroup B: rated current	30 A
UL Usegroup C: rated voltage	600 V
UL Usegroup C: rated current	30 A
UL wire cross-section single-core (rigid) AWG, min.	22
UL wire cross-section single-core (rigid) AWG, max.	10
UL wire cross-section stranded AWG, min.	22
UL wire cross-section stranded AWG, max.	10
UL torque, max.	7 Lb In.
UL wire material	Cu
UL factory wiring	1
UL field wiring	1
UL Recognized	1

Media

M3



EAC



CUL[®] US

Accessories

Quick marking



Terminal marker / Pocket Maxicard, Length: 5 mm, Width: 7.5 mm, Colour: White

Article number	Article name	GTIN (EAN)	Packaging unit
<u>9326.7</u>	PMC SB 7,5/40 WH	4044211157784	400 ST



Terminal marker / Pocket Maxicard, Length: 5 mm, Width: 7.5 mm, Colour: White

Article number	Article name	GTIN (EAN)	Packaging unit
<u>3327.7</u>	PMC SB 7,5/40 So WH	4044211128845	400 ST

Screwdriver

Screwdriver with bare blade, Colour: Black-grey



Article number	Article name	GTIN (EAN)	Packaging unit
<u>1086.0</u>	SDB 0,6x3,5	4044211014797	1 ST