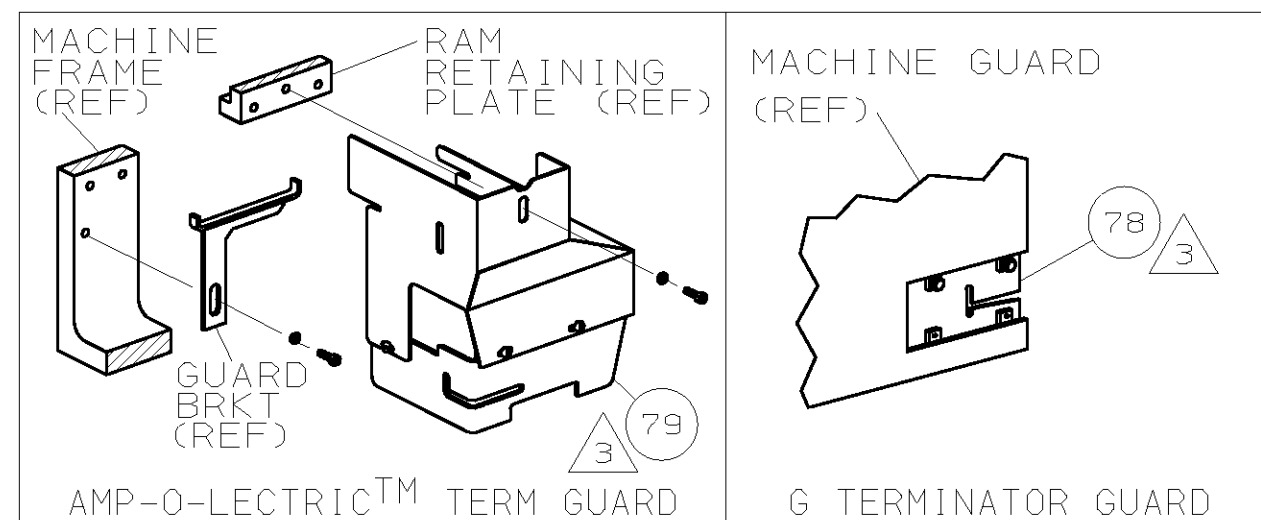
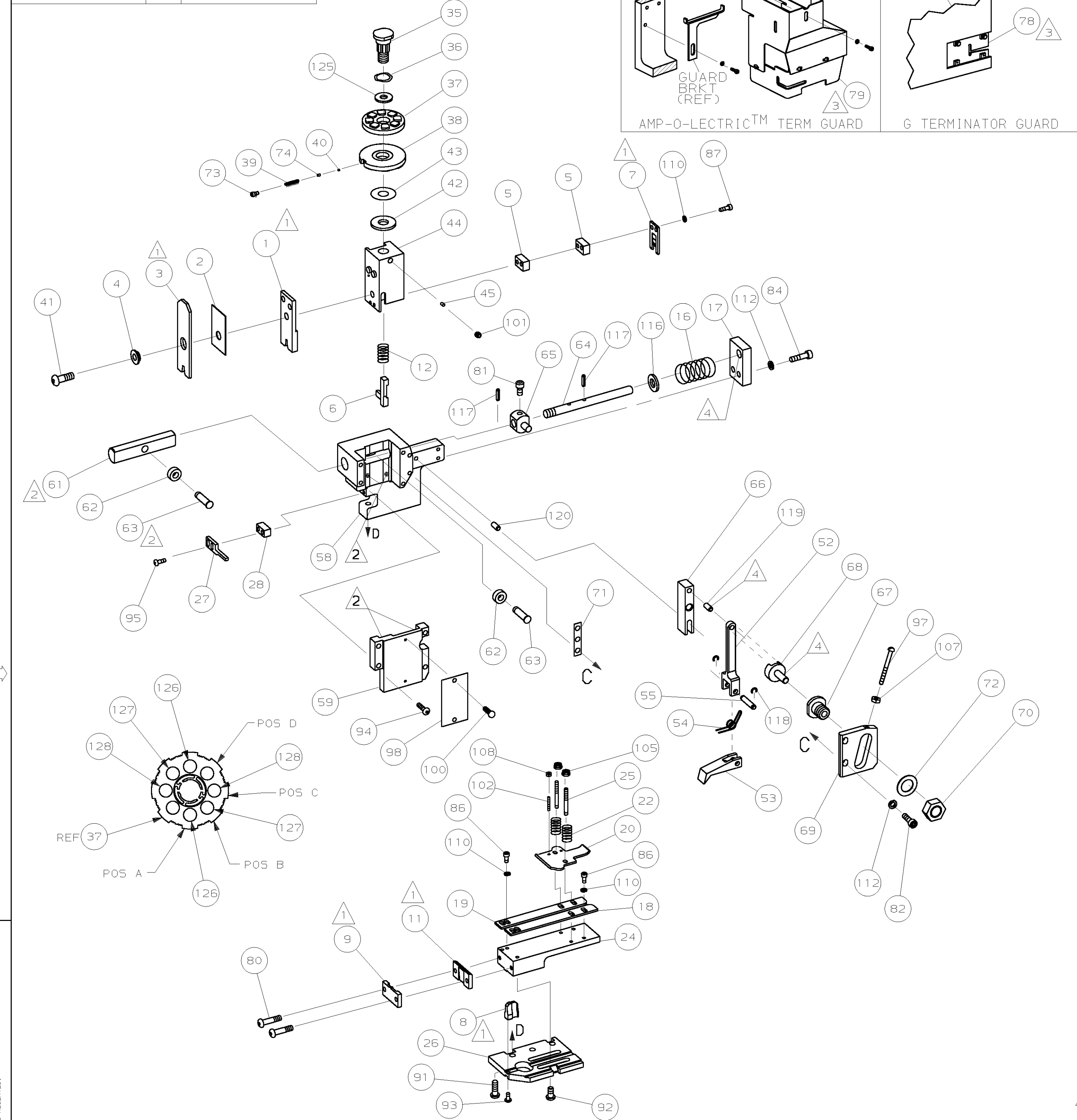


PART NUMBER	REV	FIRST USED
680629-1	A	122500-1
680629-2	A	565435-5



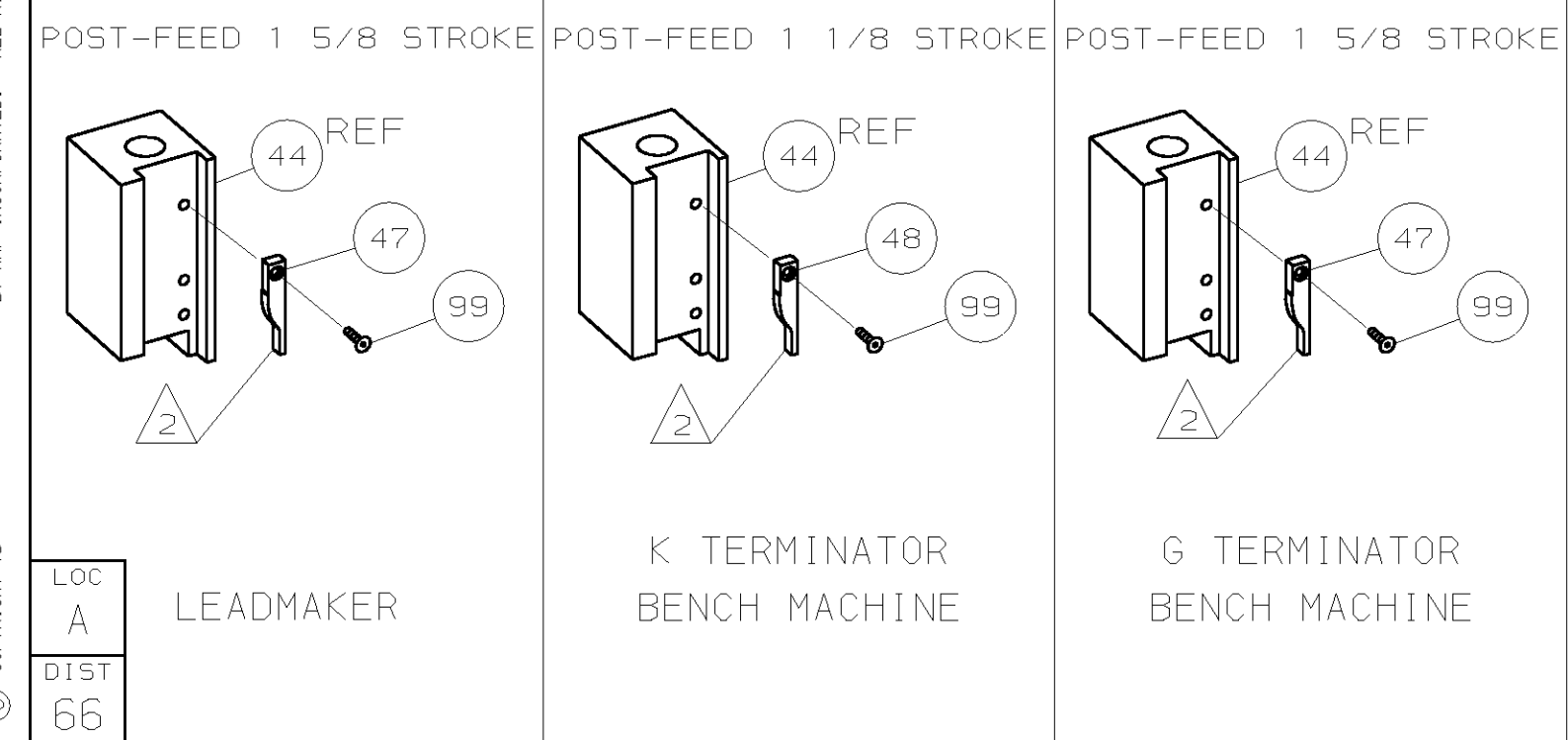
AMP P/N		MFG P/N		CRIMP DATA (NON-AMP TERMINAL-AMP SPEC)		
286713		101614-FB02	(CAT #6T0892)	PAD LTR	CRIMP HEIGHT	WIRE SIZE
				A	.094 ±.002 [2.39 ±0.05mm]	14
				B	.086 ±.002 [2.18 ±0.05mm]	16
				C	.082 ±.002 [2.08 ±0.05mm]	18
				D	NOT USED	
				CRIMP	SIZE	TYPE
				WIRE	.120 [3.05mm]	F
				INSUL	.150 [3.81mm]	F
						.100-.140
WIRE STRIP LENGTH	TERM APPL	SPEC	FEED	APPL INSTRUCTION	SET UP GAGE	LAYOUT
.203-.234	NONE		.750	408-8039	458638-1	L2080

LEADMAKER & BENCH MODEL G		MECH POST FEED		
-1				
-2	BENCH MODEL K		MECH POST FEED	



QTY	REF	REV	TYPE	PART NO	DESCRIPTION	ITEM NO
2			C	8-354778-0	PIN, WIRE DISC (.2895)C	129
2			C	7-354778-3	PIN, WIRE DISC (.2860)B	127
2			C	5-354778-6	PIN, WIRE DISC (.2775)A	126
1			A	986950-1	WASHER, FLAT PRECISION	125
1			A	217238-1	GENERAL INSTRUCTION PACKAGE	124
1			-	4088039	EF APPL INST 408-8039	123
						122
						121
REF	REF	-	A	1-21030-7	PIN, DOWEL (Ø.187x1.50)H5G	120
REF	REF	-	A	1-21030-1	PIN, DOWEL (Ø.187x.50) LEVER	119
REF	REF	-	A	21045-3	RING, RET "C" (Ø.187)FD PIN	118
REF	REF	-	A	5-21028-1	PIN, STD SPRING (Ø.12)FD ADJ ROD	117
REF	REF	-	A	21899-4	WASHER, FLAT (Ø5/16) SCR ADJ	116
						115
						114
						113
REF	REF	-	A	21024-5	WASHER, LOCK (NO.10)FD ROD GDE	112
6	6	-	A	21024-4	WASHER, LOCK (NO.8) SHEAR BL	110
						109
2	2	-	A	21018-4	NUT, HEX (4-40) DRAG	108
REF	REF	-	A	21018-5	NUT, HEX (6-32)FD ADJ PL	107
						106
2	2	-	A	21022-2	NUT, HEX 5L (8-32)DRAG STUD	105
						104
						103
2	2	-	A	2-21006-6	SCR, SKT SET (4-40x.62)DRAG	102
1	1	-	A	21009-2	SCR, SKT SET (1/4-20x.25 )RAM	101
2	2	-	A	21017-2	SCR, DRIVE (#2x.19) ID PLATE	100
1	1	-	A	1-21002-7	SCR, BHC (6-32x.38) CAM	99
1	1	-	B	461264-1	PLATE, IDENTIFICATION	98
REF	REF	-	A	6-23715-5	SCR, PAN HD (6-32x1.50)FEED ADJ	97
						96
2	2	-	A	2-21002-2	SCR, BHC (8-32x.50)STRIPPER	95
REF	REF	-	A	2-21002-9	SCR, BHC (10-32x.75)H5G CAP	94
1	1	-	A	22733-8	SCR, BHC (8-32x.38 LW) ANVIL	93
4	4	-	A	3-21002-3	SCR, BHC (1/4-20x.50)ST 6D PL	92
REF	REF	-	A	2-22733-8	SCR, BHC (1/4-20x.62)BASE PL	91
						90
						89
						88
2	2	-	A	2-21000-6	SCR, 5HC (8-32x.38) SLUG BLADE	87
4	4	-	A	2-21000-5	SCR, 5HC (8-32x.25) STRIP GUIDE	86
						85
REF	REF	-	A	3-21000-7	SCR, 5HC (10-32x.75) FEED ROD GDE	84
						83
REF	REF	-	A	3-21000-6	SCR, 5HC (10-32x.62) FEED ADJ PL	82
REF	REF	-	A	3-21000-4	SCR, 5HC (10-32x.38) PIVOT BLOCK	81
2	2	-	A	3-21002-0	SCR, BHC (10-32x.88) SHEAR PL	80
REF	-	-	A	455745-1	GUARD, WINDOW	79
-	REF	-	A	679532-1	INSERT, GUARD	78
						77
						76
						75
1	1	-	A	690603-1	SPRING, ASSIST	74
1	1	-	A	23030-1	SCR, SKT CAP (6-32x.25) CP DSC	73
REF	REF	-	A	458109-1	WASHER, FLAT (SPECIAL)	72
REF	REF	-	A	690517-1	SPACER	71

QTY	REF	REV	TYPE	PART NO	DESCRIPTION	ITEM NO
						60
REF	REF	-	C	454220-1	CAP, RAM	59
REF	REF	-	D	453736-1	HOUSING	58
						57
						56
REF	REF	-	B	240624-1	PIN, FEED FINGER	55
REF	REF	-	B	691499-1	SPRING, FEED FINGER	54
REF	REF	-	B	240635-1	FINGER, FEED	53
REF	REF	-	B	240634-1	LEVER, TERMINAL	52
						51
						50
						49
1	-	-	B	690501-3	CAM, POST FEED 1 1/8 ST	48
-	1	-	B	690501-4	CAM, POST-FEED 1 5/8 ST	47
						46
1	1	-	A	690191-1	PLUG, NYLON	45
1	1	-	C	455674-1	RAM	44
1	1	-	A	690125-1	WASHER, LAMINATED	43
1	1	-	A	690124-1	WASHER, RAM	42
1	1	-	A	7-21002-9	BOLT, CRIMPER (5/16-24x1.00)	41
1	1	-	A	23241-6	BALL, STEEL	40
1	1	-	A	690170-1	SPRING, COMPRESSION	39
1	1	-	C	690142-1	DISC, INSULATION	38
1	1	-	D	354777-1	WIRE DISC, PLASTIC	37
1	1	-	A	22480-5	WASHER, SPRING	36
1	1	-	B	690212-1	POST, RAM	35
						34
						33
1	1	-	D	458980-1	APPLICATOR, BASIC (SUB ASSY)	32
						31
						30
						29
1	1	-	B	3-690451-2	SPACER, STRIPPER	28
1	1	-	A	240639-1	STRIPPER	27
REF	REF	-	C	455676-1	PLATE, BASE	26
2	2	-	A	22354-8	DRAG, STUD	25
1	1	-	B	455678-1	PLATE, STRIP GUIDE	24
						23
2	2	-	A	4-22281-1	SPRING, DRAG	22
						21
1	1	-	A	454177-1	DRAG, STOCK	20
1	1	-	B	458030-3	GUIDE, STRIP (REAR)	19
1	1	-	C	458031-3	GUIDE, STRIP (FRONT)	18
REF	REF	-	A	454178-1	GUIDE, FEED ROD	17
REF	REF	-	A	4-22284-9	SPRING, FEED RETURN	16
						15
						14
						13
1	1	-	A	23846-1	SPRING, HOLD DOWN	12
1	1	-	B	240644-1	PLATE, REAR SHEAR	11
						10
1	1	-	B	690482-5	PLATE, FRONT SHEAR	9
1	1	-	D	6-461295-4	ANVIL	8
1	1	-	B	690474-5	BLADE, SLUG	7
1	1	-	D	455892-3	HOLD DOWN, TERMINAL	6
2	2	-	C	3-240641-4	SPACER, SLUG BLADE	5
1	1	-	B	238009-8	SPACER, BLOCK CRIMPER	4
1	1	-	C	1-683453-8	CRIMPER, INSULATION	3
1	1	-	B	455888-6	SPACER, CRIMPER	2
1	1	-	C	7-458141-0	CRIMPER, WIRE	1



- 1 RECOMMENDED SPARE PARTS.
- 2 GREASE LIGHTLY.
- 3 GUARD MUST BE IN PLACE WHEN OPERATING APPLICATOR IN A BENCH MACHINE.
- 4 LUBRICATE DAILY USING NO. 20 MACHINE OIL.
- 5. ITEMS WITH QTY OF REF SPECIFIED (EXCEPT ITEMS 78 AND 79) ARE USED ON ITEM 32.
- 6 ITEM 78 USED WITH G TERMINATOR ONLY.

THIS DRAWING IS A CONTROLLED DOCUMENT.

THIS DRAWING IS UNRELEASED. RELEASE FOR PUBLICATION BY AMP INCORPORATED. ALL RIGHTS RESERVED. COPYRIGHT 19

D 20080

DIMENSIONS IN INCHES. DO NOT SCALE PRINT. TOLERANCES UNLESS OTHERWISE SPECIFIED:		MATERIAL		FINISH	
2 PLC DEC ±		-		-	
3 PLC DEC ±		-		-	
4 PLC DEC ±		-		-	
ANGLES ±		-		-	
SURF TEXTURE: ✓		-		-	
REMOVE BURRS, BREAK SHARP EDGES R.015 MAX		-		-	
DR B.HIGMAN		APP T.ELBIN		AMP Incorporated	
CHK O.BJUN98		REL -		Harrisburg, PA 17105-3608	
C.ERISMAN		-		-	
NAME		END FEED HDM APPLICATOR		MACHINE REF MINI APPL	
SCALE		D		DWG NO 680629	
SHEET 1 OF 1		REV A1		RESTRICTED TO	

CUSTOMER AND ASSEMBLY DRAWING