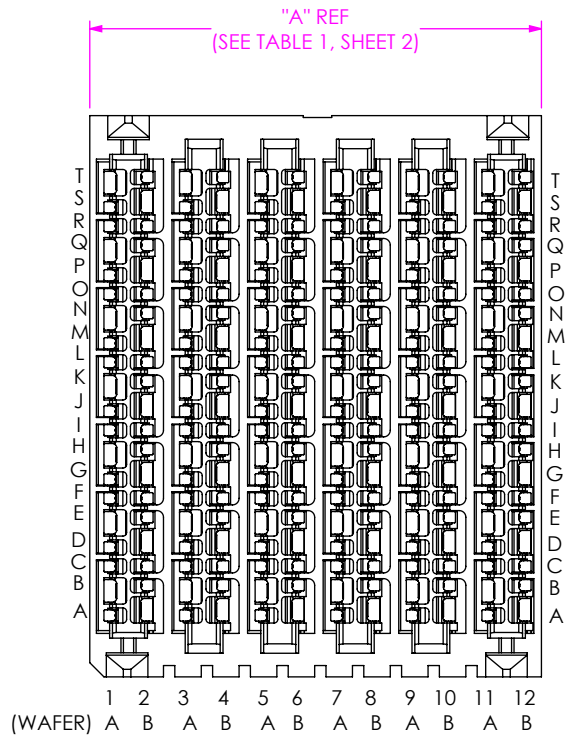


DO NOT SCALE FROM THIS PRINT

DESIGNED & DIMENSIONED IN MILLIMETERS [INCHES]

EBTM-6-XX-2.0-X-VT-X-X-X-X



- No. OF PAIRS PER COLUMN**
-6: 6 PAIRS
 - COLUMNS**
-06
-08
-10
-12
 - COLUMN PITCH**
-2.0: 2.0 mm
 - PLATING**
-S: 30µ" SELECTIVE GOLD IN CONTACT AREA, MATTE TIN ON TAIL
 - ORIENTATION**
-VT: VERTICAL
 - END WALLS**
BLANK: NO END WALLS
*-W: END WALLS
 - KEYING: (ONLY AVAIL. WITH -L OR -R GUIDANCE)**
BLANK: NO KEYING
-A THRU -H: DENOTES POSITION OF FLAT ON KEY (SEE TABLE 4, SHT 4)
 - GUIDANCE**
BLANK: NONE
-L: LEFT (SEE FIG 6, SHT 4)
-R: RIGHT (SEE FIG 8, SHT 5)
 - PIN CONFIGURATION**
-1: STANDARD
*-2: ADVANCED MATE (SEE FIG 3, SHT 3)
*-3: SHORT DETECT (SEE FIG 4, SHT 3)
*-4: ADVANCED MATE AND SHORT DETECT (SEE FIG 5, SHT 3)
- (* = NOT TOOLED)

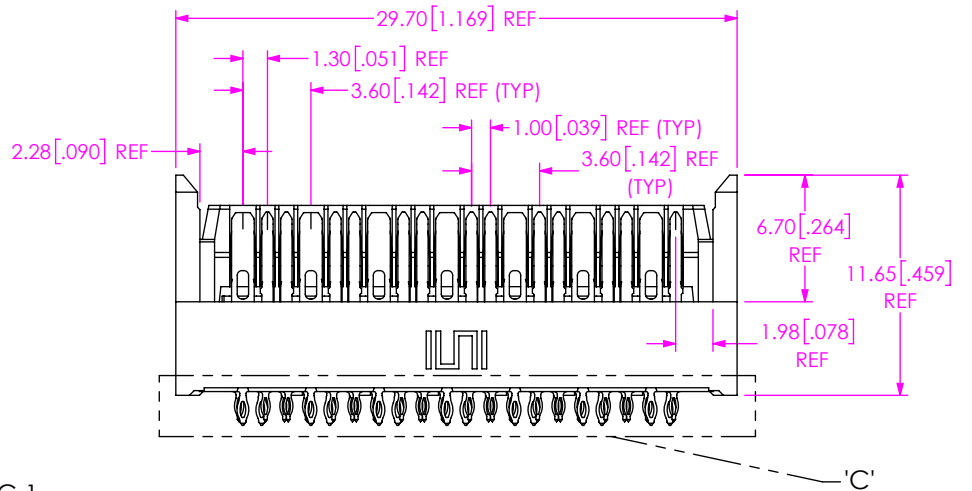
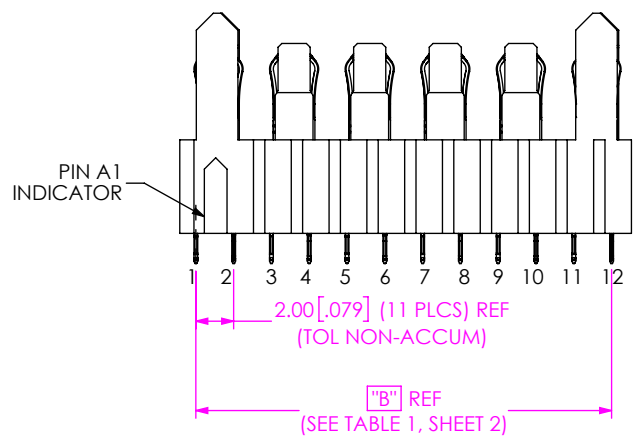
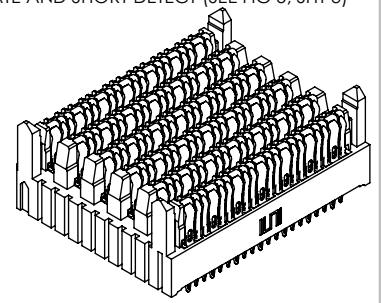
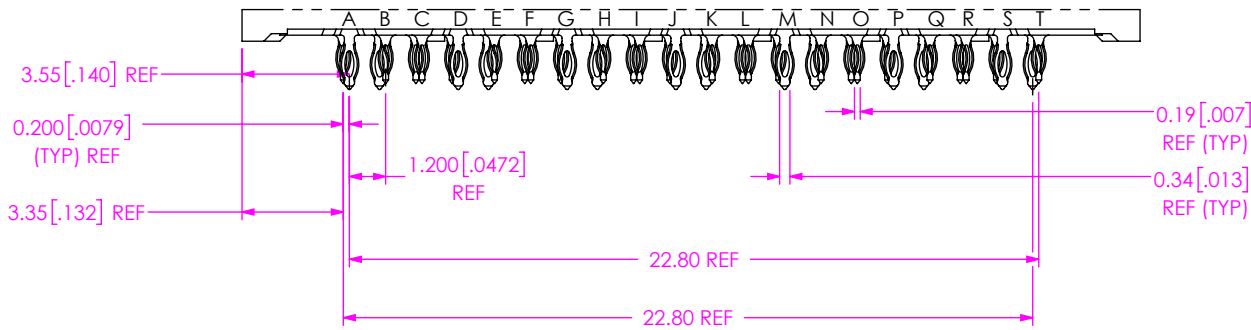


FIG 1
EBTM-6-12-2.0-X-VT-1 SHOWN

NOTES:

1. MINIMUM PUSHOUT FORCE: 2.22N [.5 LB]
2. CONTACT SAMTEC FOR CONNECTOR PRESS FIT INSTRUCTIONS AND REQUIRED FIXTURES.
3. TRAYS TO BE STANDARD PACKAGING.

<p>UNLESS OTHERWISE SPECIFIED, DIMENSIONS ARE IN MILLIMETERS.</p>	<p>PROPRIETARY NOTE THIS DOCUMENT CONTAINS CONFIDENTIAL AND PROPRIETARY INFORMATION AND ALL DESIGN, MANUFACTURING, REPRODUCTION, USE, PATENT RIGHTS AND SALES RIGHTS ARE EXPRESSLY RESERVED BY SAMTEC, INC. THIS DOCUMENT SHALL NOT BE DISCLOSED, IN WHOLE OR PART, TO ANY UNAUTHORIZED PERSON OR ENTITY NOR REPRODUCED, TRANSFERRED OR INCORPORATED IN ANY OTHER PROJECT IN ANY MANNER WITHOUT THE EXPRESS WRITTEN CONSENT OF SAMTEC, INC.</p>	
		<p>520 PARK EAST BLVD, NEW ALBANY, IN 47150 PHONE: 812-944-6733 FAX: 812-948-5047 e-Mail: info@SAMTEC.com code 53322</p>
		<p>DESCRIPTION: EXAMAX™ VERTICAL HEADER ASSEMBLY DWG. NO. EBTM-6-XX-2.0-X-VT-X-X-X-X BY: J. BROWNING 11/17/2014 SHEET 1 OF 5</p>
<p>MATERIAL: DO NOT SCALE DRAWING SHEET SCALE: 3:1</p>	<p>INSULATOR: LCP, COLOR: BLACK CONTACT: COPPER ALLOY WAFER: LCP, COLOR: BLACK</p>	



DETAIL 'C'
SCALE 4 : 1

TABLE 1		
COLUMN	"A"	"B"
-06	11.90 [0.469]	10.00 [0.394]
-08	15.90 [0.626]	14.00 [0.551]
-10	19.90 [0.783]	18.00 [0.709]
-12	23.90 [0.941]	22.00 [0.866]

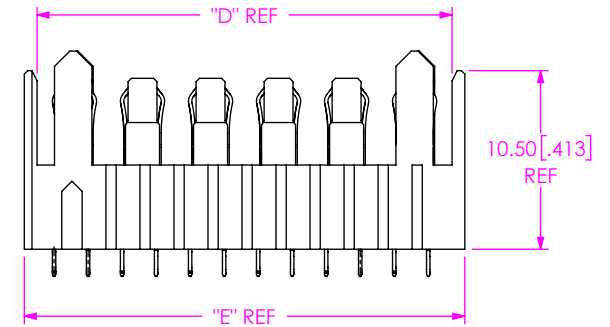
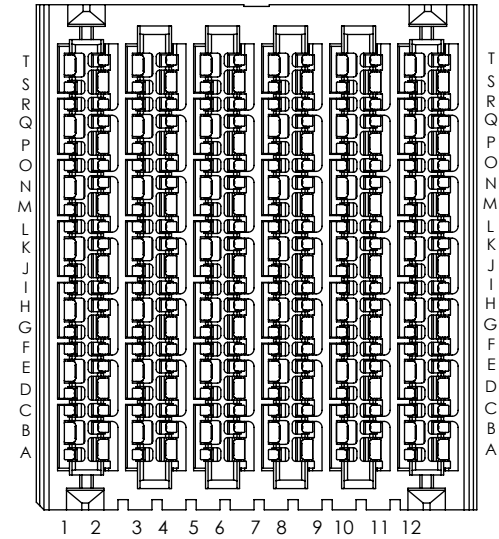


TABLE 2		
COLUMN	"D"	"E"
-06	12.40 [0.488]	13.90 [0.547]
-08	16.40 [0.646]	17.90 [0.705]
-10	20.40 [0.803]	21.90 [0.862]
-12	24.40 [0.961]	25.90 [1.020]

FIG 2
EBTM-6-12-2.0-X-VT-1-W SHOWN
(EXCEPT AS SHOWN, SAME AS FIG 1)
(NOT TOOLED)

PROPRIETARY NOTE
THIS DOCUMENT CONTAINS CONFIDENTIAL AND PROPRIETARY INFORMATION AND ALL DESIGN, MANUFACTURING, REPRODUCTION, USE, PATENT RIGHTS AND SALES RIGHTS ARE EXPRESSLY RESERVED BY SAMTEC, INC. THIS DOCUMENT SHALL NOT BE DISCLOSED, IN WHOLE OR PART, TO ANY UNAUTHORIZED PERSON OR ENTITY NOR REPRODUCED, TRANSFERRED OR INCORPORATED IN ANY OTHER PROJECT IN ANY MANNER WITHOUT THE EXPRESS WRITTEN CONSENT OF SAMTEC, INC.

DO NOT SCALE DRAWING

SHEET SCALE: 3:1



520 PARK EAST BLVD, NEW ALBANY, IN 47150
PHONE: 812-944-6733 FAX: 812-948-5047
e-Mail info@SAMTEC.com code 55322

DESCRIPTION:
EXAMAX™ VERTICAL HEADER ASSEMBLY

DWG. NO.
EBTM-6-XX-2.0-X-VT-X-X-X-X

BY: J. BROWNING 11/17/2014 SHEET 2 OF 5

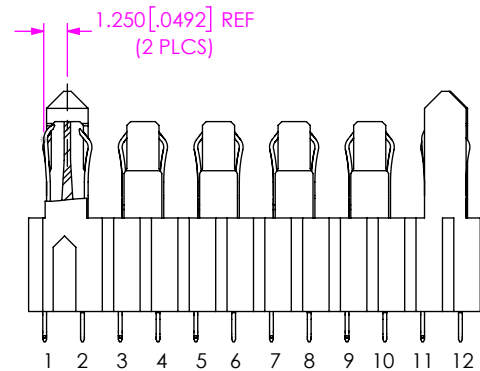
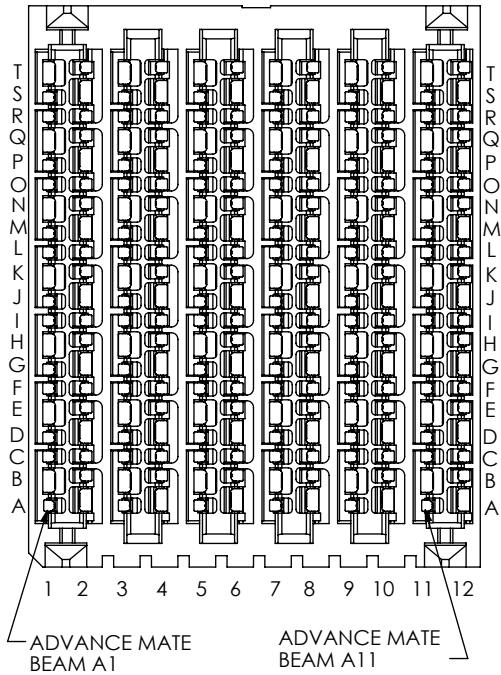


FIG 3
EBTM-6-12-2.0-X-VT-2 SHOWN
(EXCEPT AS SHOWN, SAME AS FIG 1)
(NOT TOOLED)

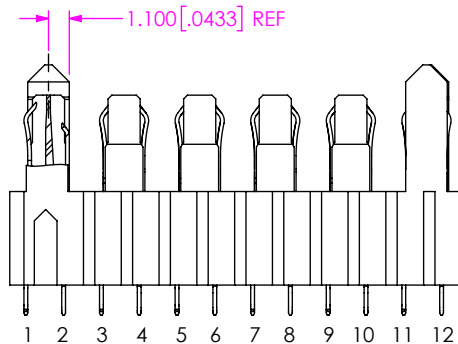
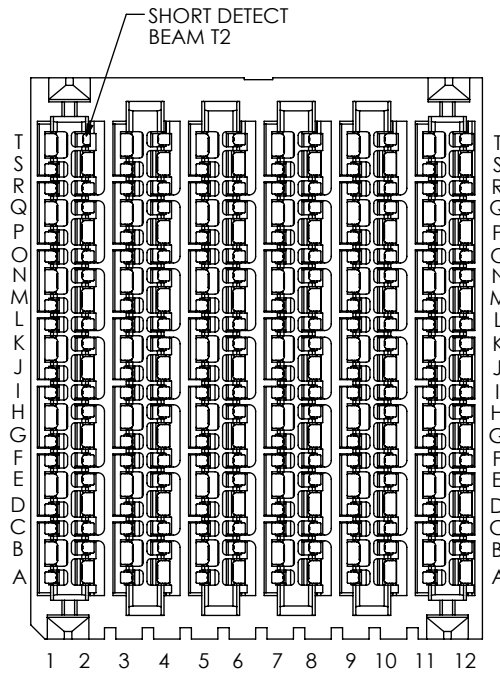


FIG 4
EBTM-6-12-2.0-X-VT-3 SHOWN
(EXCEPT AS SHOWN, SAME AS FIG 1)
(NOT TOOLED)

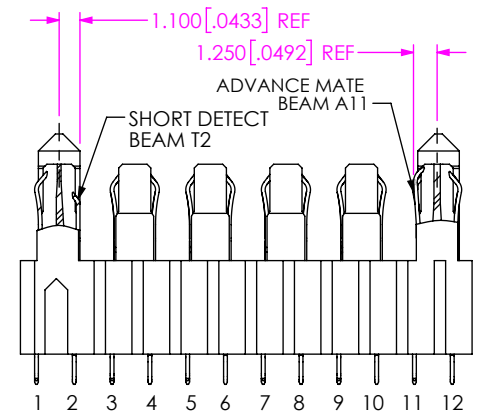
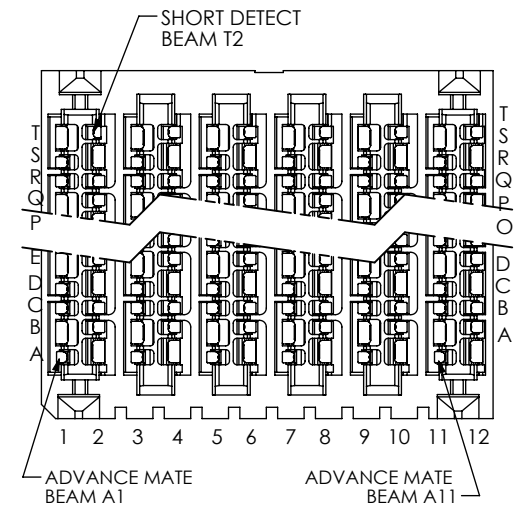


FIG 5
EBTM-6-12-2.0-X-VT-4 SHOWN
(EXCEPT AS SHOWN, SAME AS FIGS 1, 3 & 4)
(NOT TOOLED)

PROPRIETARY NOTE
THIS DOCUMENT CONTAINS CONFIDENTIAL AND PROPRIETARY INFORMATION AND ALL DESIGN, MANUFACTURING, REPRODUCTION, USE, PATENT RIGHTS AND SALES RIGHTS ARE EXPRESSLY RESERVED BY SAMTEC, INC. THIS DOCUMENT SHALL NOT BE DISCLOSED, IN WHOLE OR PART, TO ANY UNAUTHORIZED PERSON OR ENTITY NOR REPRODUCED, TRANSFERRED OR INCORPORATED IN ANY OTHER PROJECT IN ANY MANNER WITHOUT THE EXPRESS WRITTEN CONSENT OF SAMTEC, INC.

DO NOT SCALE DRAWING

SHEET SCALE: 3:1



520 PARK EAST BLVD. NEW ALBANY, IN 47150
PHONE: 812-944-6733 FAX: 812-948-5047
e-Mail info@SAMTEC.com code 55322

DESCRIPTION:
EXAMAX™ VERTICAL HEADER ASSEMBLY

DWG. NO.
EBTM-6-XX-2.0-X-VT-X-X-X-X

BY: J. BROWNING 11/17/2014 SHEET 3 OF 5

COLUMN	"F"	"G"	"H"	"J"
-06	18.35 [0.722]	9.20 [0.362]	18.85 [0.742]	20.35 [0.801]
-08	22.35 [0.880]	11.20 [0.441]	22.85 [0.900]	24.35 [0.959]
-10	26.35 [1.037]	13.20 [0.520]	26.85 [1.057]	28.35 [1.116]
-12	30.35 [1.195]	15.20 [0.598]	30.85 [1.215]	32.35 [1.274]

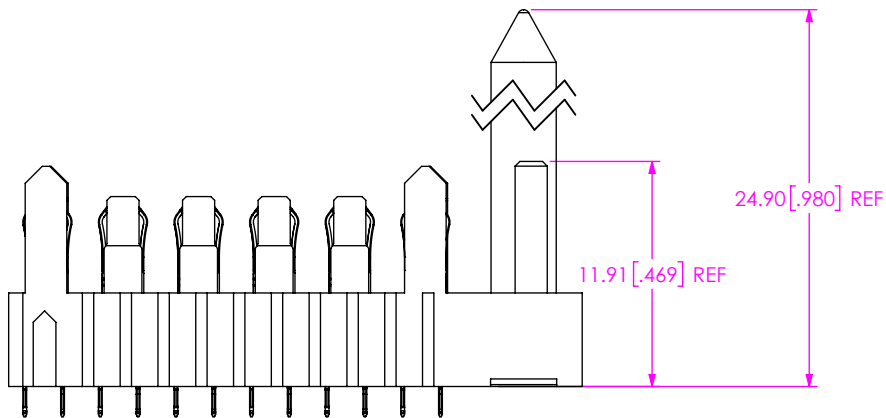
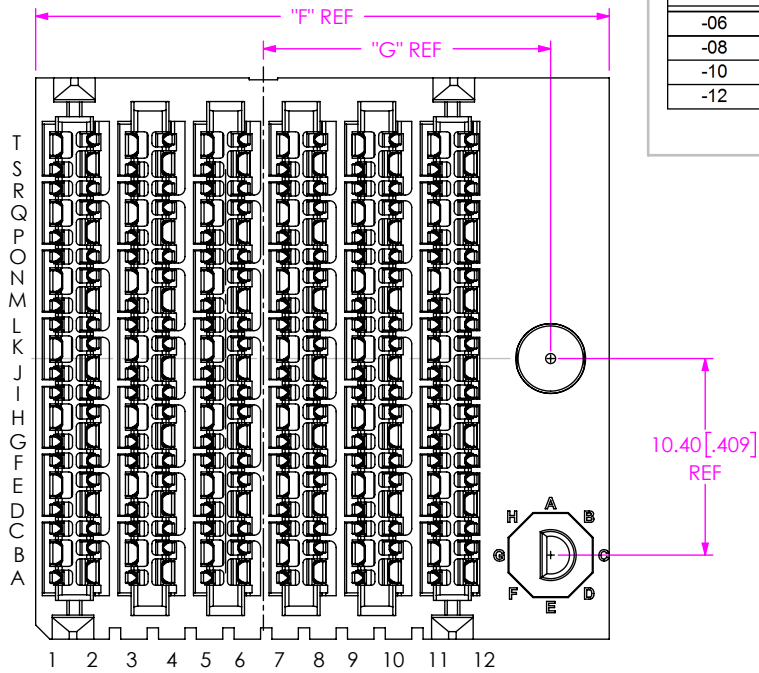


FIG 6
EBTM-6-12-2.0-X-VT-1-L-G SHOWN
(EXCEPT AS SHOWN, SAME AS FIG 1)

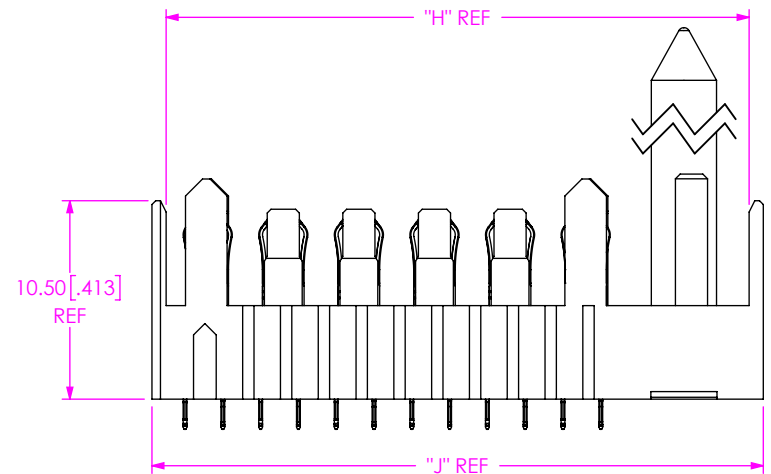
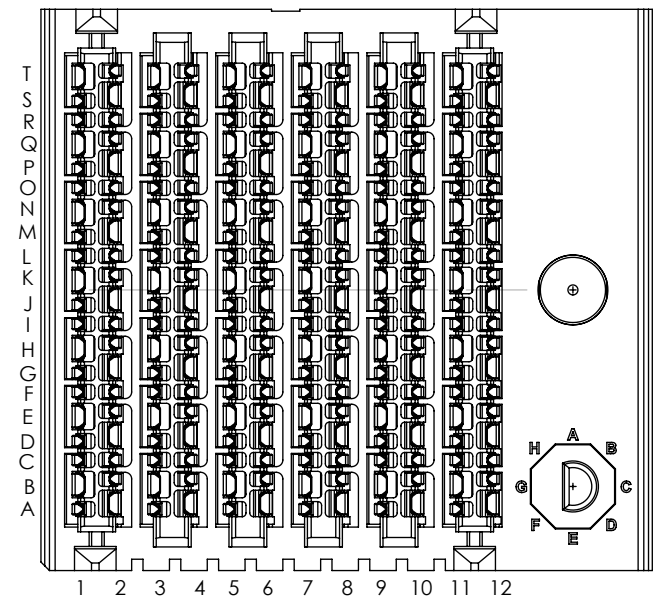


FIG 7
EBTM-6-12-2.0-X-VT-1-L-G-W SHOWN
(EXCEPT AS SHOWN, SAME AS FIG 6)
(NOT TOOLED)

TABLE 4

GUIDANCE	KEYING							
-BLANK	-BLANK							
-L / -R	-A	-B	-C	-D	-E	-F	-G	-H

PROPRIETARY NOTE
THIS DOCUMENT CONTAINS CONFIDENTIAL AND PROPRIETARY INFORMATION AND ALL DESIGN, MANUFACTURING, REPRODUCTION, USE, PATENT RIGHTS AND SALES RIGHTS ARE EXPRESSLY RESERVED BY SAMTEC, INC. THIS DOCUMENT SHALL NOT BE DISCLOSED, IN WHOLE OR PART, TO ANY UNAUTHORIZED PERSON OR ENTITY NOR REPRODUCED, TRANSFERRED OR INCORPORATED IN ANY OTHER PROJECT IN ANY MANNER WITHOUT THE EXPRESS WRITTEN CONSENT OF SAMTEC, INC.

DO NOT SCALE DRAWING

SHEET SCALE: 2.5:1



520 PARK EAST BLVD, NEW ALBANY, IN 47150
PHONE: 812-944-6733 FAX: 812-948-5047
e-Mail info@SAMTEC.com code 55322

DESCRIPTION:
EXAMAX™ VERTICAL HEADER ASSEMBLY

DWG. NO.
EBTM-6-XX-2.0-X-VT-X-X-X-X

BY: J. BROWNING 11/17/2014 SHEET 4 OF 5

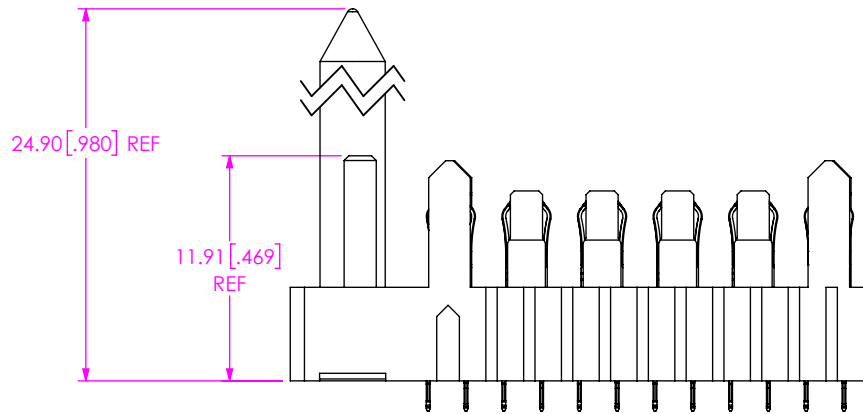
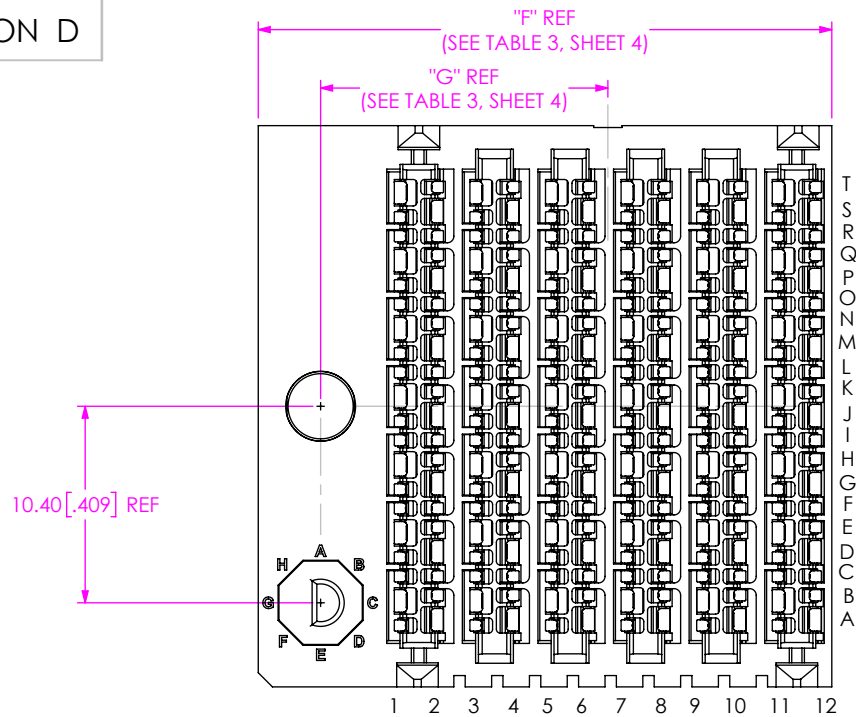


FIG 8
EBTM-6-12-2.0-X-VT-1-R-G SHOWN
(EXCEPT AS SHOWN, SAME AS FIG 1)

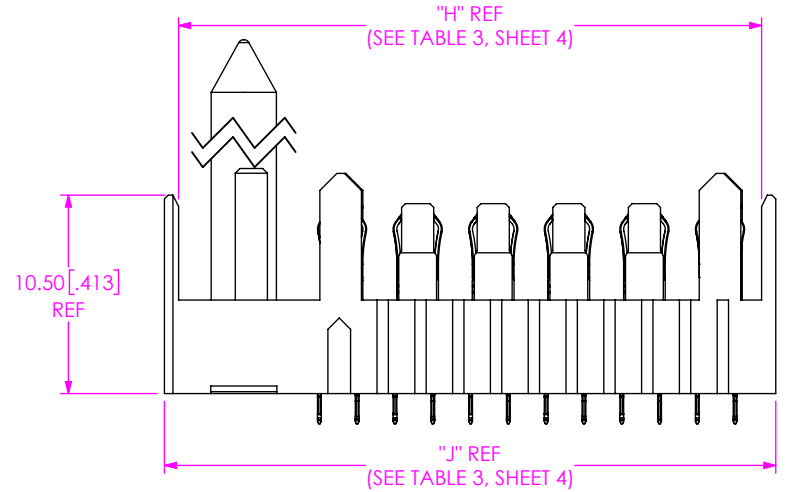
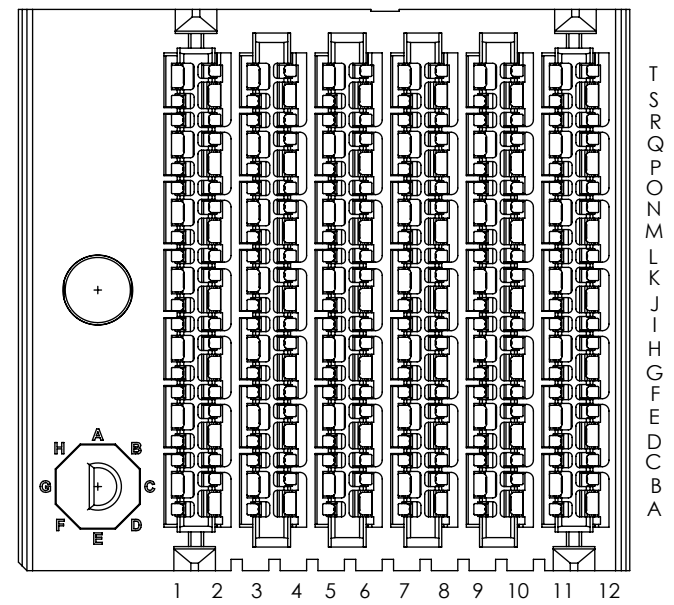


FIG 9
EBTM-6-12-2.0-X-VT-1-R-G-W SHOWN
(EXCEPT AS SHOWN, SAME AS FIG 8)
(NOT TOOLED)

PROPRIETARY NOTE
THIS DOCUMENT CONTAINS CONFIDENTIAL AND PROPRIETARY INFORMATION AND ALL DESIGN, MANUFACTURING, REPRODUCTION, USE, PATENT RIGHTS AND SALES RIGHTS ARE EXPRESSLY RESERVED BY SAMTEC, INC. THIS DOCUMENT SHALL NOT BE DISCLOSED, IN WHOLE OR PART, TO ANY UNAUTHORIZED PERSON OR ENTITY NOR REPRODUCED, TRANSFERRED OR INCORPORATED IN ANY OTHER PROJECT IN ANY MANNER WITHOUT THE EXPRESS WRITTEN CONSENT OF SAMTEC, INC.

DO NOT SCALE DRAWING

SHEET SCALE: 2.5:1



520 PARK EAST BLVD, NEW ALBANY, IN 47150
PHONE: 812-944-6733 FAX: 812-948-5047
e-Mail info@SAMTEC.com code 55322

DESCRIPTION:
EXAMAX™ VERTICAL HEADER ASSEMBLY

DWG. NO.
EBTM-6-XX-2.0-X-VT-X-X-X-X

BY: J. BROWNING 11/17/2014 SHEET 5 OF 5