

Data sheet | Item number: 2059-323/998-403

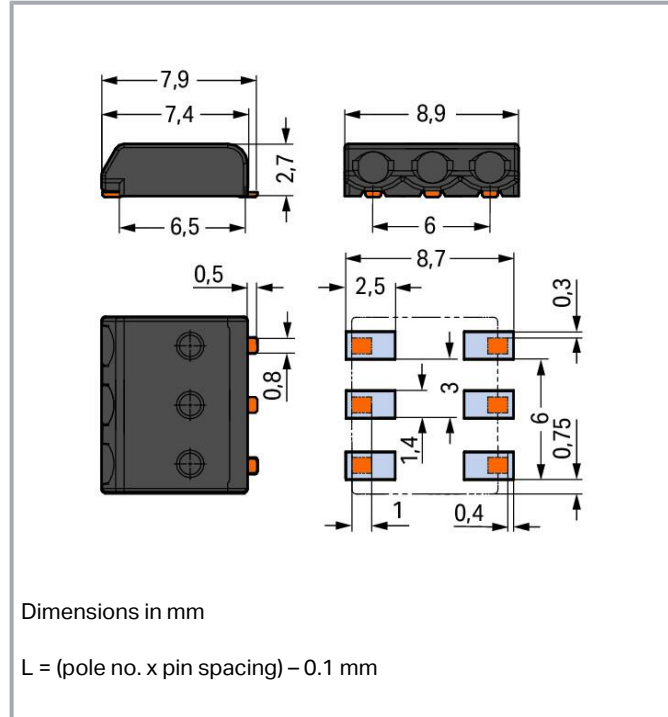
SMD PCB terminal block; 0.5 mm<sup>2</sup>; Pin spacing 3 mm; 3-pole; PUSH WIRE®; in tape-and-reel packaging; 0,50 mm<sup>2</sup>; black



[www.wago.com/2059-323/998-403](http://www.wago.com/2059-323/998-403)

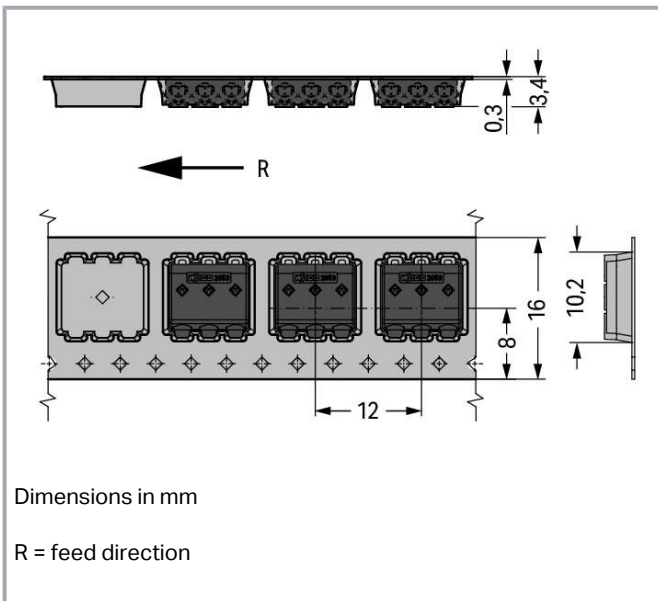


Color: ■



Dimensions in mm

$L = (\text{pole no.} \times \text{pin spacing}) - 0.1 \text{ mm}$



Dimensions in mm

R = feed direction

Subject to changes. Please also observe the further product documentation!

WAGO GmbH & Co. KG  
Hansastr. 27  
32423 Minden  
Phone: +49571 887-0 | Fax: +49571 887-169  
Email: [info.de@wago.com](mailto:info.de@wago.com) | Web: [www.wago.com](http://www.wago.com)

Do you have any questions about our products?  
We are always happy to take your call at +49 (571) 887-44222.



## Item description

- SMD PCB terminal blocks with PUSH WIRE® connection technology
- Push-in termination of solid conductors
- Easy conductor removal via operating tool
- Just 2.7 mm tall
- Assemble terminal blocks without pole loss
- Available in tape-and-reel packaging for automated assembly

## Data

### Notes

Note

Application notes:

Suitable for lead-free, reflow-soldering profiles per DIN EN 61760-1 and IEC 60068-2-58 up to max. 260°C peak temperature. Due to application-specific variables (component configuration and orientation, type of soldering machine, solder paste), trial runs are recommended to ensure product and process compatibility under actual manufacturing conditions.

Note

Depending on reflow soldering temperatures and times, color deviations may occur. These deviations will have no impact on functionality.

Recommendation

Recommendation for stencil:

150 µm material thickness; Pattern layout identical to solder pad layout

## Electrical data

### Ratings per IEC/EN

Ratings per	IEC/EN 60664-1
Nominal voltage (III/3)	63 V
Rated impulse voltage (III/3)	2.5 kV
Rated voltage (III/2)	160 V

Subject to changes. Please also observe the further product documentation!

WAGO GmbH & Co. KG  
Hansastr. 27  
32423 Minden  
Phone: +49571 887-0 | Fax: +49571 887-169  
Email: [info.de@wago.com](mailto:info.de@wago.com) | Web: [www.wago.com](http://www.wago.com)

Do you have any questions about our products?  
We are always happy to take your call at +49 (571) 887-44222.



Rated impulse voltage (III/2)	2.5 kV
Nominal voltage (II/2)	320 V
Rated surge voltage (II/2)	2.5 kV
Rated current	3 A
Legend (ratings)	(III / 2) $\hat{=}$ Overvoltage category III / Pollution degree 2

### Ratings per UL 1977

Rated voltage (UL 1977)	250 V
Rated current UL 1977	3 A

### Connection data

Connection points	3
Total number of potentials	3
Number of connection types	1
Number of levels	1

### Connection 1

Connection technology	PUSH WIRE <sup>®</sup>
Actuation type	Operating tool
Solid conductor	0.14 ... 0.34 mm <sup>2</sup> / 26 ... 22 AWG
Note (conductor cross-section)	For conductors (26 AWG) that are not rigid enough, the clamping unit must be opened using an operating tool.
Strip length	4 ... 5.5 mm / 0.16 ... 0.22 inches
Conductor connection direction to PCB	0°
Pole number	3

### Connection 2

Solid conductor 2	0.5 mm <sup>2</sup> / 20 AWG
Note (conductor cross-section) 2	No reconnection of smaller conductor cross-sections (0.5 mm <sup>2</sup> /20 AWG)
Strip length 2	6 ... 7.5 mm / 0.24 ... 0.3 inches

### Physical data

Pin spacing	3 mm / 0.118 inches
Width	8.9 mm / 0.35 inches
Height	2.7 mm / 0.106 inches

Subject to changes. Please also observe the further product documentation!



Depth	7.9 mm / 0.311 inches
Reel diameter of tape-and-reel packaging	330 mm
Tape width	16 mm

### Plug-in connection

Plugging without loss of pin spacing	Yes
--------------------------------------	-----

### PCB contact

PCB contact	SMD
Solder pin arrangement	Over the entire terminal strip (in-line)
Number of solder pins per potential	2

### Material Data

Note (material data)	Information on material specifications can be found here
----------------------	--

Color	black
Material group	I
Insulation material	Polyphthalamide (PPA GF)
Flammability class per UL94	V0
Contact material	Copper alloy
Contact plating	Tin
Weight	0.2 g

### Environmental requirements

Limit temperature range	-60 ... +105 °C
-------------------------	-----------------

### Commercial data

eCl@ss 10.0	27-14-11-06
eCl@ss 9.0	27-14-11-06
ETIM 8.0	EC001284
ETIM 7.0	EC001284
PU (SPU)	21000 (1750) pcs
Packaging type	box
Country of origin	CH
GTIN	4055143476515
Customs tariff number	85369010000

Subject to changes. Please also observe the further product documentation!

WAGO GmbH & Co. KG  
 Hansastr. 27  
 32423 Minden  
 Phone: +49571 887-0 | Fax: +49571 887-169  
 Email: [info.de@wago.com](mailto:info.de@wago.com) | Web: [www.wago.com](http://www.wago.com)

Do you have any questions about our products?  
 We are always happy to take your call at +49 (571) 887-44222.





## Environmental Product Compliance

RoHS Compliance Status






Compliant, No Exemption

## Approvals / Certificates

### General approvals

Logo	Approval	Additional Approval Text	Certificate name
	CCA DEKRA Certification B.V.	EN 60947-7-4	NTR NL-7819
	CCA DEKRA Certification B.V.	EN 60947-7-4	71-111131
	CCA DEKRA Certification B.V.	EN 60838	NTR NL-7720
	KEMA/KEUR DEKRA Certification B.V.	EN 60838	71-106226

## Counterpart

	<b>Item no.2059-903</b> Board-to-Board Link; Pin spacing 3 mm; 3-pole; Length: 15.3 mm; white	<a href="http://www.wago.com/2059-903">www.wago.com/2059-903</a>
	<b>Item no.2059-903/018-000</b> Board-to-Board Link; Pin spacing 3 mm; 3-pole; Length: 17.5 mm; white	<a href="http://www.wago.com/2059-903/018-000">www.wago.com/2059-903/018-000</a>
	<b>Item no.2059-903/021-000</b> Board-to-Board Link; Pin spacing 3 mm; 3-pole; Length: 20.5 mm; white	<a href="http://www.wago.com/2059-903/021-000">www.wago.com/2059-903/021-000</a>
	<b>Item no.2059-904</b> Board-to-Board Link; Pin spacing 3 mm; 4-pole; Length: 15.3 mm; white	<a href="http://www.wago.com/2059-904">www.wago.com/2059-904</a>
	<b>Item no.2059-904/021-000</b> Board-to-Board Link; Pin spacing 3 mm; 4-pole; Length: 20.5 mm; white	<a href="http://www.wago.com/2059-904/021-000">www.wago.com/2059-904/021-000</a>

Subject to changes. Please also observe the further product documentation!

WAGO GmbH &amp; Co. KG

Hansastr. 27

32423 Minden

Phone: +49571 887-0 | Fax: +49571 887-169

Email: [info.de@wago.com](mailto:info.de@wago.com) | Web: [www.wago.com](http://www.wago.com)

Do you have any questions about our products?

We are always happy to take your call at +49 (571) 887-44222.



**Item no. 2059-904/018-000**  
Board-to-Board Link; Pin spacing 3 mm; 4-pole; Length: 17.5 mm; white

[www.wago.com/2059-904/018-000](http://www.wago.com/2059-904/018-000)

## Optional accessories

### Board-to-board link

Board-to-board link



**Item no.: 2059-903**  
Board-to-Board Link; Pin spacing 3 mm; 3-pole; Length: 15.3 mm; white

[www.wago.com/2059-903](http://www.wago.com/2059-903)



**Item no.: 2059-903/018-000**  
Board-to-Board Link; Pin spacing 3 mm; 3-pole; Length: 17.5 mm; white

[www.wago.com/2059-903/018-000](http://www.wago.com/2059-903/018-000)



**Item no.: 2059-903/021-000**  
Board-to-Board Link; Pin spacing 3 mm; 3-pole; Length: 20.5 mm; white

[www.wago.com/2059-903/021-000](http://www.wago.com/2059-903/021-000)

### Tool

Operating tool



**Item no.: 206-859**  
Operating tool; for 2059 Series; multicoloured

[www.wago.com/206-859](http://www.wago.com/206-859)



**Item no.: 2059-189**  
Operating tool; made of insulating material; for 2059 Series

[www.wago.com/2059-189](http://www.wago.com/2059-189)

## Downloads

### Documentation

#### Additional Information

Technical Section	2019 Apr 3	pdf	Download
Technical explanations		2.0 MB	

## Environmental Product Compliance

### Compliance Search

Environmental Product Compliance 2059-323/998-403	URL	Download
SMD PCB terminal block; 0.5 mm <sup>2</sup> ; Pin spacing 3 mm; 3-pole; PUSH WIRE®; in tape-and-reel packaging; 0,50 mm <sup>2</sup> ; black		

Subject to changes. Please also observe the further product documentation!

WAGO GmbH & Co. KG  
Hansastr. 27  
32423 Minden  
Phone: +49571 887-0 | Fax: +49571 887-169  
Email: [info.de@wago.com](mailto:info.de@wago.com) | Web: [www.wago.com](http://www.wago.com)

Do you have any questions about our products?  
We are always happy to take your call at +49 (571) 887-44222.

## Installation Notes

### Conductor termination



Insert solid conductors via push-in termination.

### Conductor termination



Easy conductor removal, e.g., via operating tool (Item No. 206-859) or "twist & pull" (max. 10 x, no reconnection of smaller conductors possible)

Subject to changes. Please also observe the further product documentation!