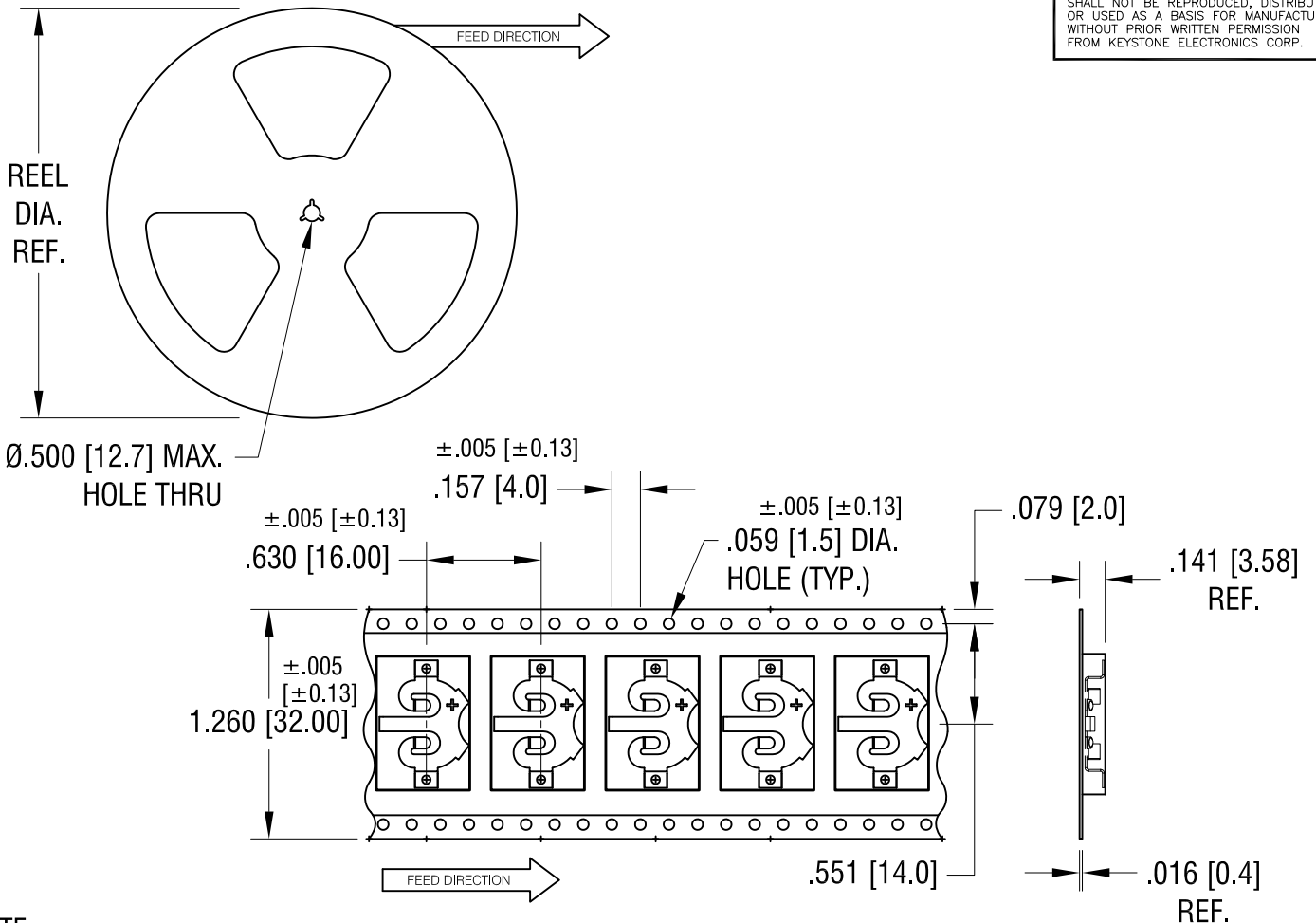


THIS DOCUMENT IS THE PROPERTY OF KEYSTONE ELECTRONICS CORP. AND SHALL NOT BE REPRODUCED, DISTRIBUTED OR USED AS A BASIS FOR MANUFACTURE WITHOUT PRIOR WRITTEN PERMISSION FROM KEYSTONE ELECTRONICS CORP.



NOTE:

1. NO DISLODGMNT OF THE CELL OR DAMAGE TO RETAINER WITH THE FOLLOWING TESTS:

- a) INTEGRITY VIBRATION TEST PER MIL-STD-810G METHOD 516.6
- b) SHOCK TEST PER MIL-STD-810G METHOD 516.6
- c) BENCH HANDLING SHOCK TEST PER MIL-STD 810G METHOD 516.6
- d) TRANSIT DROP TEST PER MIL-STD 810G METHOD 516.6

2. TAPE AND REEL SPECIFICATIONS:

- a) TAPE:
MAT'L - ALL CONDUCTIVE POLYSTYRENE CARRIER
ANSI/EIA-481 STANDARD
- b) REEL:
13.0 [330.2] DIA. 1000 PIECES OF
PART NO. 2894 PER REEL.

KEYSTONE ELECTRONICS CORP.			
www.keyelco.com • NEW HYDE PARK, NY 11040 • Tel (516) 328-7500			
PART NAME			
CR1220 COIN CELL CLIP ON TAPE			
MATERIAL			
AS NOTED			
FINISH		DRN BY	DATE
AS NOTED		NT	9.19.18
		APP'D	SCALE
			X
TOLERANCES	INCH [MM]	CODE	DWG NO.
DECIMAL	± .015 [± 0.38]	C	2894TR
ANGULAR	± 1°		
UNLESS OTHERWISE SPECIFIED			

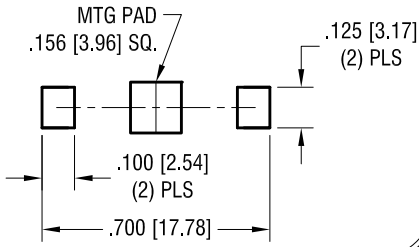
3.30.20	ECN 20-032, ADD NOTE 1.	A
DATE	DESCRIPTION	REV.

THIS DOCUMENT IS THE PROPERTY OF KEYSTONE ELECTRONICS CORP. AND SHALL NOT BE REPRODUCED, DISTRIBUTED OR USED AS A BASIS FOR MANUFACTURE WITHOUT PRIOR WRITTEN PERMISSION FROM KEYSTONE ELECTRONICS CORP.

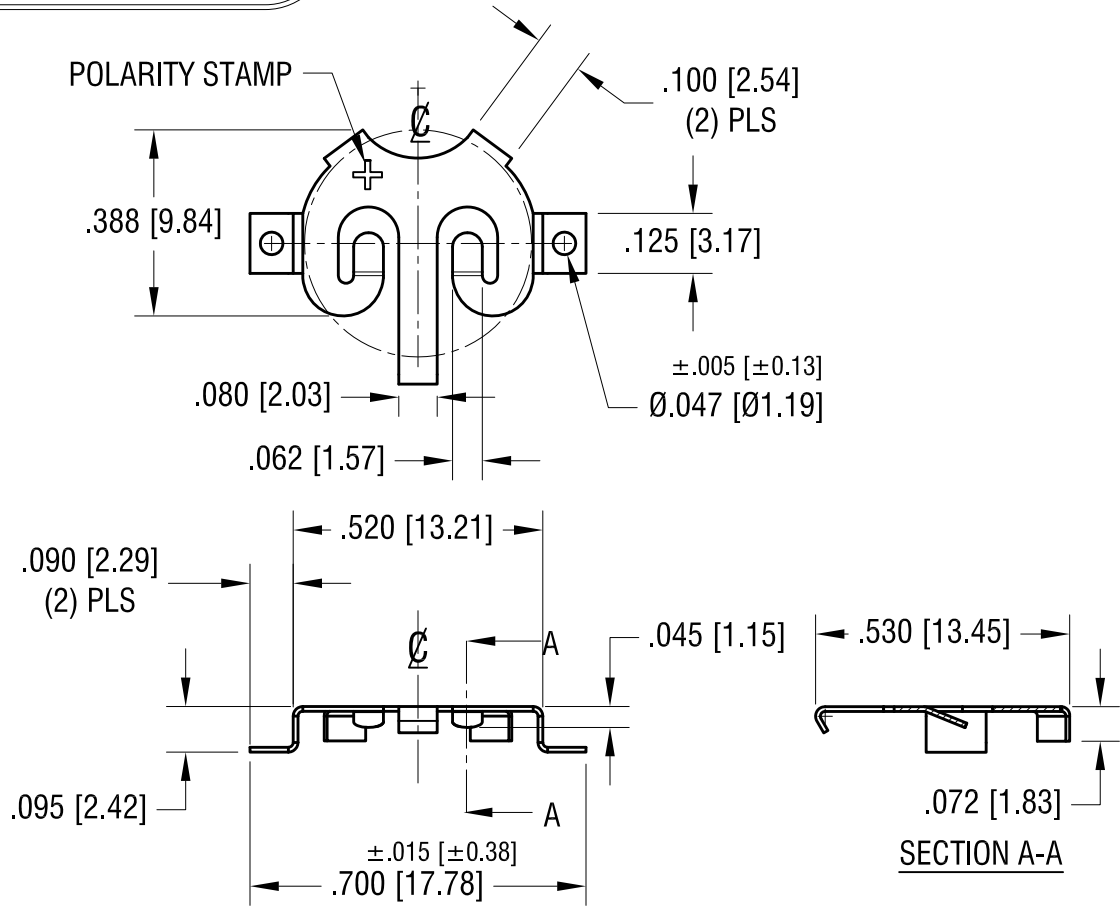
ACTUAL SIZE



MTG LAYOUT



POLARITY STAMP



NOTE:

1. NO DISLODGMET OF THE CELL OR DAMAGE TO RETAINER WITH THE FOLLOWING TESTS:
 - a) INTEGRITY VIBRATION TEST PER MIL-STD-810G METHOD 516.6
 - b) SHOCK TEST PET MIL-STD-810G METHOD 516.6
 - c) BENCH HANDLING SHOCK TEST PER MIL-STD 810G METHOD 516.6
 - d) TRANSIT DROP TEST PER MIL-STD 810G METHOD 516.6

3.30.20	ADDED NOTE 1. CHANGE AS PER ECN 20-031	B
5.13.19	REMOVE DIMPLES CHANGE AS PER ECN 19-052	A
DATE	DESCRIPTION	REV.

KEYSTONE ELECTRONICS CORP.			
www.keyelco.com • NEW HYDE PARK, NY 11040 • Tel (516) 328-7500			
PART NAME CR1220 COIN CELL SM RETAINER			
MATERIAL .010 [0.25] TH'K PHOSPHOR BRONZE			
FINISH TIN NICKEL PLATE		DRN BY NT	DATE 9.19.18
		APP'D LN	SCALE 2.5X
TOLERANCES DECIMAL ANGULAR	INCH [MM] ±.010 [±0.25] ± 1°	CODE C	DWG NO. 2894
UNLESS OTHERWISE SPECIFIED			