

Features

- Standard Vz Tolerance is $\pm 2\%$
- Halogen Free. "Green" Device (Note 1)
- AEC-Q101 Qualified
- Planar Die Construction
- Ideally Suited for Automated Assembly Processes
- Moisture Sensitivity Level 1
- Epoxy Meets UL 94 V-0 Flammability Rating
- Lead Free Finish/RoHS Compliant ("P" Suffix Designates RoHS Compliant. See Ordering Information)

Maximum Ratings

- Operating Junction Temperature Range: -55°C to $+150^{\circ}\text{C}$
- Storage Temperature Range: -55°C to $+150^{\circ}\text{C}$
- Thermal Resistance : 304°C/W Junction to Ambient (Note2)
- Thermal Resistance : 250°C/W Junction to Ambient (Note3)

Parameter	Symbol	Rating	Conditions
Power Dissipation	P_D	410mW	Diode on Ceramic Substrate 0.7 mm, 2.5 mm ² Pad Areas
Power Dissipation	P_D	500mW	Diode on Ceramic Substrate 0.7 mm, 5 mm ² Pad Areas
Maximum Forward Voltage	V_F	0.9V	$I_F=10\text{mA}$

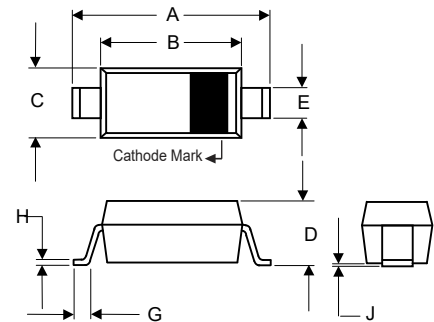
Note: 1. Halogen free "Green" products are defined as those which contain <900ppm bromine, <900ppm chlorine (<1500ppm total Br + Cl) and <1000ppm antimony compounds.

Note: 2. Diode on Ceramic Substrate 0.7 mm, 2.5 mm² Pad Areas.

Note: 3. Diode on Ceramic Substrate 0.7 mm, 5 mm² Pad Areas.

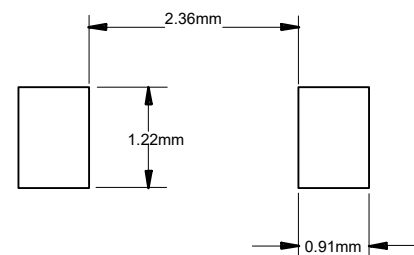
**500 mW
Zener Diode
3.6 to 47 Volts**

SOD-123



DIM	DIMENSIONS				NOTE
	INCHES		MM		
	MIN	MAX	MIN	MAX	
A	0.140	0.152	3.55	3.85	
B	0.100	0.112	2.55	2.85	
C	0.055	0.071	1.40	1.80	
D	----	0.053	----	1.35	
E	0.018	0.026	0.45	0.65	
G	0.006	----	0.15	----	
H	----	0.010	----	0.25	
J	----	0.006	----	0.15	

SUGGESTED SOLDER PAD LAYOUT



Electrical Characteristics @ 25°C Unless Otherwise Specified

MCC Part Number	Zener Voltage			Maximum Zener Impedance ⁽⁴⁾				Reverse Current		Marking Code
	Min.(V)	V _Z @ I _{ZT}		Z _{ZT}	I _{ZT}	Z _{ZK}	I _{ZK}	I _R (Max)	V _R	
		Nom(V)	Max.(V)	Ω	mA	Ω	mA	μA	V	
BZT52B3V6HE3	3.52	3.6	3.67	95	5	600	1	15	1.0	2W4
BZT52B3V9HE3	3.82	3.9	3.98	95	5	600	1	10	1.0	2W5
BZT52B4V3HE3	4.21	4.3	4.39	95	5	600	1	5	1.0	2W6
BZT52B4V7HE3	4.61	4.7	4.79	78	5	500	1	5	2.0	2W7
BZT52B5V1HE3	5.0	5.1	5.2	60	5	480	1	0.1	0.8	2W8
BZT52B5V6HE3	5.49	5.6	5.71	40	5	400	1	0.1	1.0	2W9
BZT52B6V2HE3	6.08	6.2	6.32	10	5	150	1	0.1	2.0	2WA
BZT52B6V8HE3	6.66	6.8	6.94	8	5	80	1	0.1	3.0	2WB
BZT52B7V5HE3	7.35	7.5	7.65	7	5	80	1	0.1	5.0	2WC
BZT52B8V2HE3	8.04	8.2	8.36	7	5	80	1	0.1	6.0	2WD
BZT52B9V1HE3	8.92	9.1	9.28	10	5	100	1	0.1	7.0	2WE
BZT52B10HE3	9.80	10	10.2	15	5	150	1	0.1	7.5	2WF
BZT52B11HE3	10.78	11	11.22	20	5	150	1	0.1	8.5	2WG
BZT52B12HE3	11.76	12	12.24	20	5	150	1	0.1	9.0	2WH
BZT52B13HE3	12.74	13	13.3	25	5	170	1	0.1	10.0	2WI
BZT52B15HE3	14.7	15	15.3	30	5	200	1	0.1	11.0	2WJ
BZT52B16HE3	15.68	16	16.3	40	5	200	1	0.1	12.0	2WK
BZT52B18HE3	17.6	18	18.4	50	5	225	1	0.1	14.0	2WL
BZT52B20HE3	19.6	20	20.4	50	5	225	1	0.1	15.0	2WM
BZT52B22HE3	21.56	22	22.44	55	5	250	1	0.1	17.0	2WN
BZT52B24HE3	23.52	24	24.5	70	5	250	1	0.1	18.0	WR
BZT52B27HE3	26.46	27	27.54	80	2	300	1	0.1	20.0	2WP
BZT52B30HE3	29.4	30	30.6	80	2	300	1	0.1	22.5	WT
BZT52B33HE3	32.34	33	33.7	80	2	325	1	0.1	25.0	2WR
BZT52B36HE3	35.28	36	36.72	90	2	350	1	0.1	27.0	2WS
BZT52B39HE3	38.22	39	39.8	90	2	350	1	0.1	29.0	2WT
BZT52B43HE3	42.14	43	43.86	100	2	375	1	0.1	32.0	2WU
BZT52B47HE3	46.06	47	47.94	100	2	375	1	0.1	35.0	2WV

Note : 4. f=1KHz

Curve Characteristics

Fig. 1 - Power Derating Curve

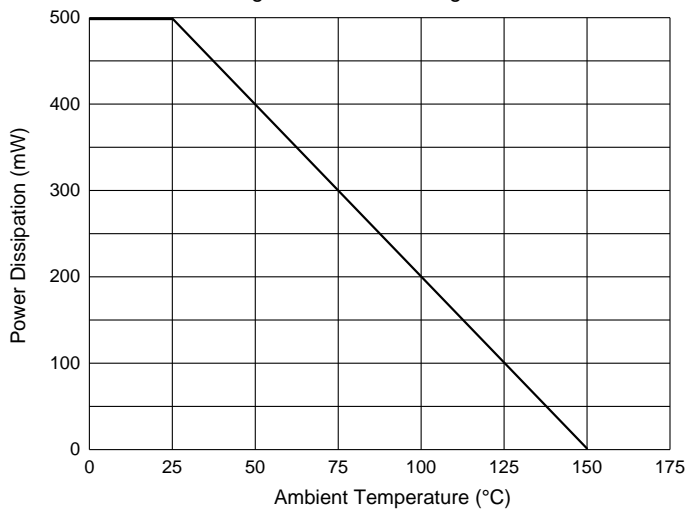


Fig. 2 - Typical Zener Breakdown Characteristics

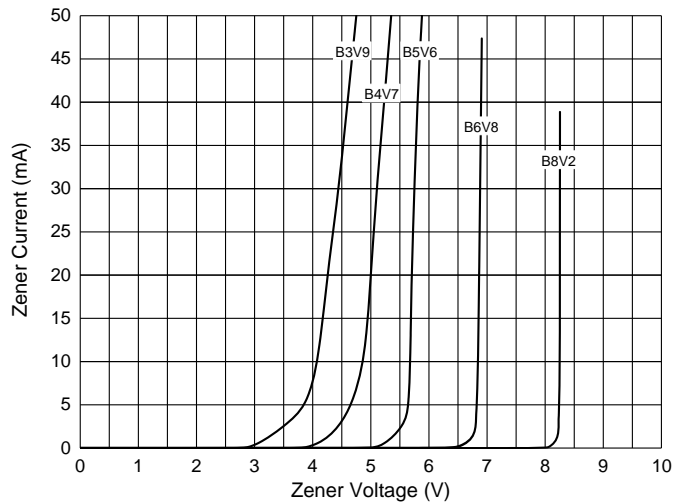


Fig. 3 - Typical Zener Breakdown Characteristics

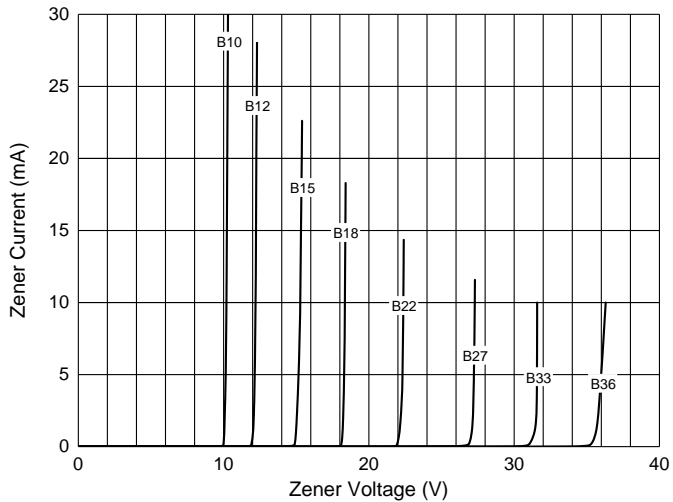
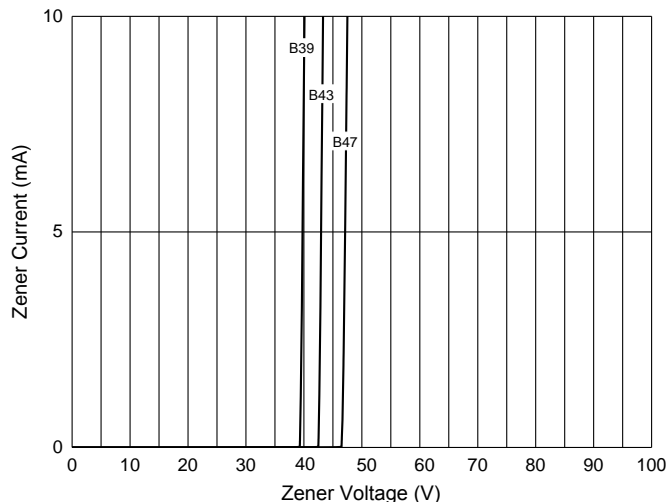


Fig. 4 - Typical Zener Breakdown Characteristics



Ordering Information

Device	Packing
Part Number-TP	Tape&Reel:3Kpcs/Reel

*****IMPORTANT NOTICE*****

Micro Commercial Components Corp. reserves the right to make changes without further notice to any product herein to make corrections, modifications, enhancements, improvements, or other changes. **Micro Commercial Components Corp.** does not assume any liability arising out of the application or use of any product described herein; neither does it convey any license under its patent rights, nor the rights of others. The user of products in such applications shall assume all risks of such use and will agree to hold **Micro Commercial Components Corp.** and all the companies whose products are represented on our website, harmless against all damages. **Micro Commercial Components Corp.** products are sold subject to the general terms and conditions of commercial sale, as published at <https://www.mccsemi.com/Home/TermsAndConditions>.

*****LIFE SUPPORT*****

MCC's products are not authorized for use as critical components in life support devices or systems without the express written approval of Micro Commercial Components Corporation.

*****CUSTOMER AWARENESS*****

Counterfeiting of semiconductor parts is a growing problem in the industry. Micro Commercial Components (MCC) is taking strong measures to protect ourselves and our customers from the proliferation of counterfeit parts. MCC strongly encourages customers to purchase MCC parts either directly from MCC or from Authorized MCC Distributors who are listed by country on our web page cited below. Products customers buy either from MCC directly or from Authorized MCC Distributors are genuine parts, have full traceability, meet MCC's quality standards for handling and storage. **MCC will not provide any warranty coverage or other assistance for parts bought from Unauthorized Sources.** MCC is committed to combat this global problem and encourage our customers to do their part in stopping this practice by buying direct or from authorized distributors.