


# CP-116E-A

## 16-port RS-232/422/485 PCI Express board with 4 kV surge protection



- > PCI Express x1 compliant
- > Serial communication speed up to 921.6 kbps
- > 128-byte FIFO and on-chip H/W, S/W flow control
- > Variety of connection cables and boxes available for RS-232/422/485
- > Drivers provided for the latest versions of Windows, Linux, and Unix
- > Easy maintenance with on-board LED display and management software



### Overview

The CP-116E-A is a smart PCI Express multiport serial board designed for POS and ATM applications, and for use by industrial automation system manufacturers and system integrators. The CP-116E-A is compatible with all popular operating systems, and each of its 8 serial

ports supports data rates of up to 921.6 kbps and provides full modem control signals, ensuring compatibility with a wide range of serial peripherals. In addition, the CP-116E-A works with PCI Express x1, allowing the board to be installed in any PCI Express slot.

### Intelligent RS-485 for Easy Installation and Troubleshooting (Patent Pending)

Setting up an RS-485 network is relatively straightforward. The challenge comes when the power is turned on and the devices connected to the network start transmitting and receiving data. In most cases, engineers will need to further tune the system by configuring pull high/low resistors and terminators at strategic points along the network. Moxa's new Intelligent RS-485 technology supports

two essential features to make it easy: (1) One-Click Installation automatically analyzes the network topology and then adjusts terminators and pull high/low resistors. (2) One-Click Troubleshooting tells you what to change to make a deficient network viable.

### Specifications

#### Hardware

**Comm. Controller:** 16C550C compatible  
**Bus:** PCI Express x1  
**Connector:** VHDCI 68

#### Serial Interface

**Number of Ports:** 16  
**Serial Standards:** RS-232/422/485  
**Max. No. of Boards per PC:** 8

#### Serial Line Protection

**Surge Protection:** 4 kV

#### Performance

**Baudrate:** 50 bps to 921.6 kbps (supports nonstandard baudrates)

#### Serial Communication Parameters

**Data Bits:** 5, 6, 7, 8  
**Stop Bits:** 1, 1.5, 2  
**Parity:** None, Even, Odd, Space, Mark  
**Flow Control:** RTS/CTS, XON/XOFF, RTS Toggle (RS-232 only)

#### Serial Signals

**RS-232:** TxD, RxD, RTS, CTS, DTR, DSR, DCD, GND  
**RS-422:** TxD+(B), TxD-(A), RxD+(B), RxD-(A), GND  
**RS-485-4w:** TxD+(B), TxD-(A), RxD+(B), RxD-(A), GND  
**RS-485-2w:** Data+(B), Data-(A), GND

#### Physical Characteristics

**Dimensions:** 107 x 161 mm (4.21 x 6.34 in)

#### Driver Support

**Windows:** Windows 2000/XP/2003/Vista/2008/7/8/8.1/10 (x86/x64), Windows Server 2008 R2/2012/2012 R2/2016 (x64), DOS  
**Linux:** Linux 2.4.x, 2.6.x, 3.x  
**Unix-like Systems:** QNX 6, SCO OpenServer, UnixWare 7, Solaris 10 (x86/x64)

*Note: Please refer to Moxa's website for the latest driver support information.*

#### Environmental Limits

**Operating Temperature:** 0 to 55°C (32 to 131°F)  
**Storage Temperature:** -20 to 85°C (-4 to 185°F)  
**Ambient Relative Humidity:** 5 to 95% (non-condensing)

#### Standards and Certifications

**EMC:** EN 55032/24  
**EMI:** CISPR 32, FCC Part 15B Class B  
**EMS:**  
 IEC 61000-4-2 ESD: Contact: 4 kV; Air: 8 kV  
 IEC 61000-4-3 RS: 80 MHz to 1 GHz: 3 V/m  
 IEC 61000-4-4 EFT: Power: 1 kV  
 IEC 61000-4-5 Surge: Power: 2 kV; Signal: 4 kV  
 IEC 61000-4-6 CS: 150 kHz to 80 MHz: 3 V/m; Signal: 3 V/m  
 IEC 61000-4-8 PFMF  
 IEC 61000-4-11

**MTBF** (mean time between failures)

Time: 310,993 hrs  
Standard: Telcordia (Bellcore) TR/SR

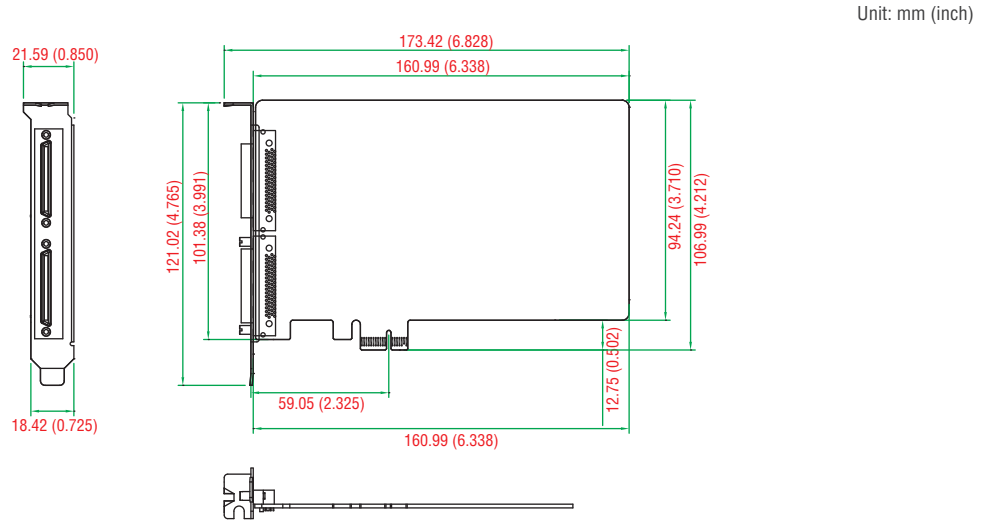
**Power Requirements**

Input Current: 2,733 mA @ 3.3 VDC

**Warranty**

Warranty Period: 5 years  
Details: See [www.moxa.com/warranty](http://www.moxa.com/warranty)

**Dimensions**



**Ordering Information**

**Available Models**

**CP-116E-A:** 16-port RS-232/422/485 PCI Express board w/ 4 kV surge protection

**Connection Options** (can be purchased separately)

**CBL-M68M9x8-100:** SCSI VHDCI 68 to 8 x DB9-M cable, 100 cm

**CBL-M68M25x8-100:** SCSI VHDCI 68 to 8 x DB25-M cable, 100 cm

**Optional Connectors** (choose one per board)

**OPT8-M9+:** VHDCI 68 to 8 x DB9-M connection box

**OPT8B+:** VHDCI 68 to 8 x DB25-M connection box

**OPT8A+:** VHDCI 68 to 8 x DB25-F connection box

**OPT8-RJ45+:** VHDCI 68 to 8 x RJ45 (8-pin) connection box

**OPT8S+:** VHDCI 68 to 8 x DB25-F connection box w/ surge protection

**Package Checklist**

- 1 CP-116E-A board
- Documentation and software CD
- Quick installation guide (printed)
- Warranty card

**OPT8-M9+**

DB9 male x 8 (150 cm cable)



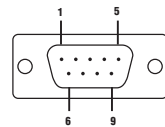
**CBL-M68M9x8-100**

DB9 male x 8 (100 cm cable)



PIN	RS-232	RS-422/RS-485-4w	RS-485-2w
1	DCD	TxD-(A)	-
2	RxD	TxD+(B)	-
3	TxD	RxD+(B)	Data+(B)
4	DTR	RxD-(A)	Data-(A)
5	GND	GND	GND
6	DSR	-	-
7	RTS	-	-
8	CTS	-	-

**DB9 male**



**OPT8B+**

DB25 male x 8 (150 cm cable)



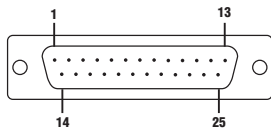
**CBL-M68M25x8-100**

DB25 male x 8, (100 cm cable)



PIN	RS-232	RS-422/RS-485-4w	RS-485-2w
2	TxD	RxD+(B)	Data+(B)
3	RxD	TxD+(B)	-
4	RTS	-	-
5	CTS	-	-
6	DSR	-	-
7	GND	GND	GND
8	DCD	TxD-(A)	-
20	DTR	RxD-(A)	Data-(A)

**DB25 male**



**OPT8A+**

DB25 female x 8 (150 cm cable)



**OPT8S+**

DB25 female x 8 (150 cm cable)



PIN	RS-232	RS-422/RS-485-4w	RS-485-2w
2	RxD	TxD+(B)	-
3	TxD	RxD+(B)	Data+(B)
4	CTS	-	-
5	RTS	-	-
6	DTR	RxD-(A)	Data-(A)
7	GND	GND	GND
8	DCD	TxD-(A)	-
20	DSR	-	-

**DB25 female**

