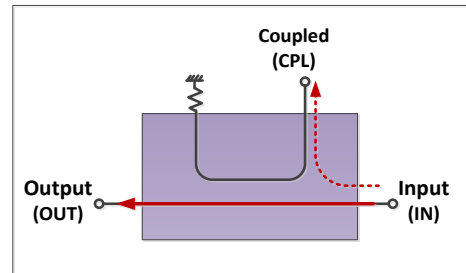




RoHS Compliant

Electrical schematic

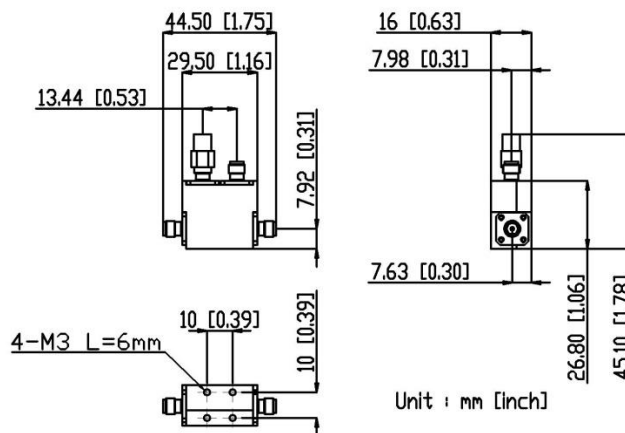


Electrical Specifications

Parameter	Unit	Frequency (GHz)	Min.	Typ.	Max.	
Nominal Coupling	dB	7 – 10	19.2	20	20.8	
Coupling Flatness				±0.25	±0.3	
Directivity			19	20		
Main Line VSWR	:1			1.15	1.25	
Coupled Line VSWR				1.20	1.30	
Insertion Loss (Excluding Coupling Loss)	dB				0.35	0.5
Average Power Handling	W					150

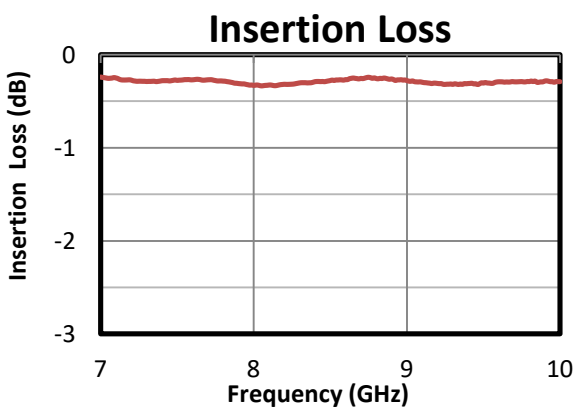
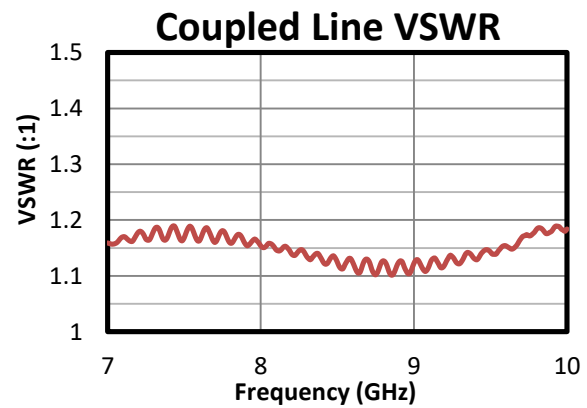
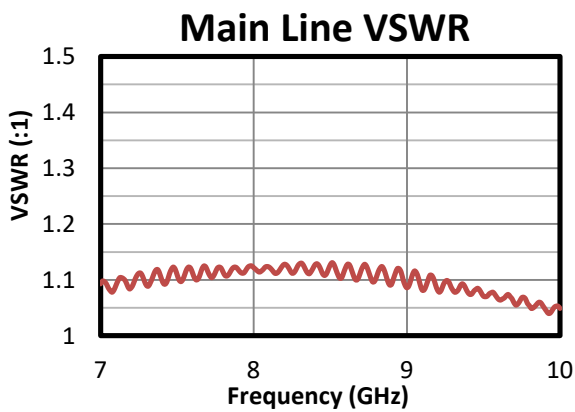
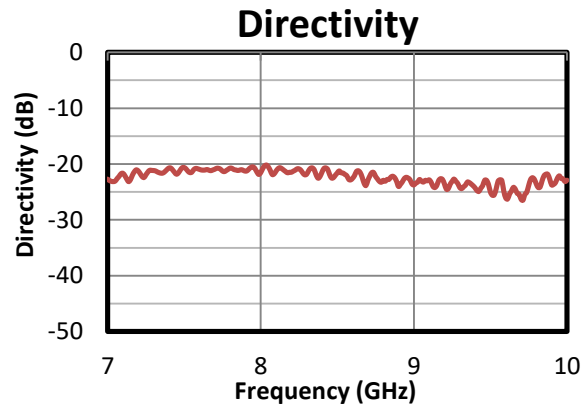
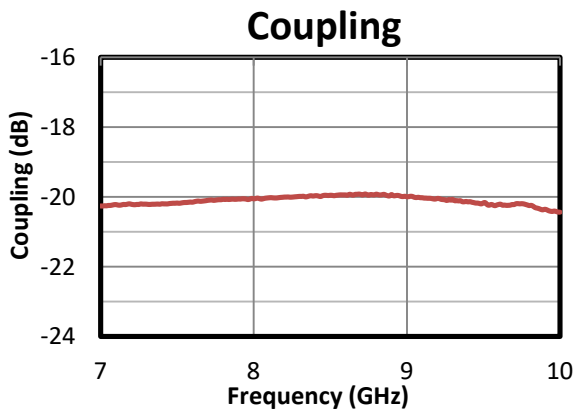
Operated in 50Ω system, 25°C environment.

Outline Drawing



Connectors: SMA Female

Typical Performance



Typical performance S-parameter file: <https://www.amtery.com/en/goods-67>

For each S/N S-parameter file, go to <https://www.amtery.com/en/downloads>

Note: Specifications are subject to change without notice.