


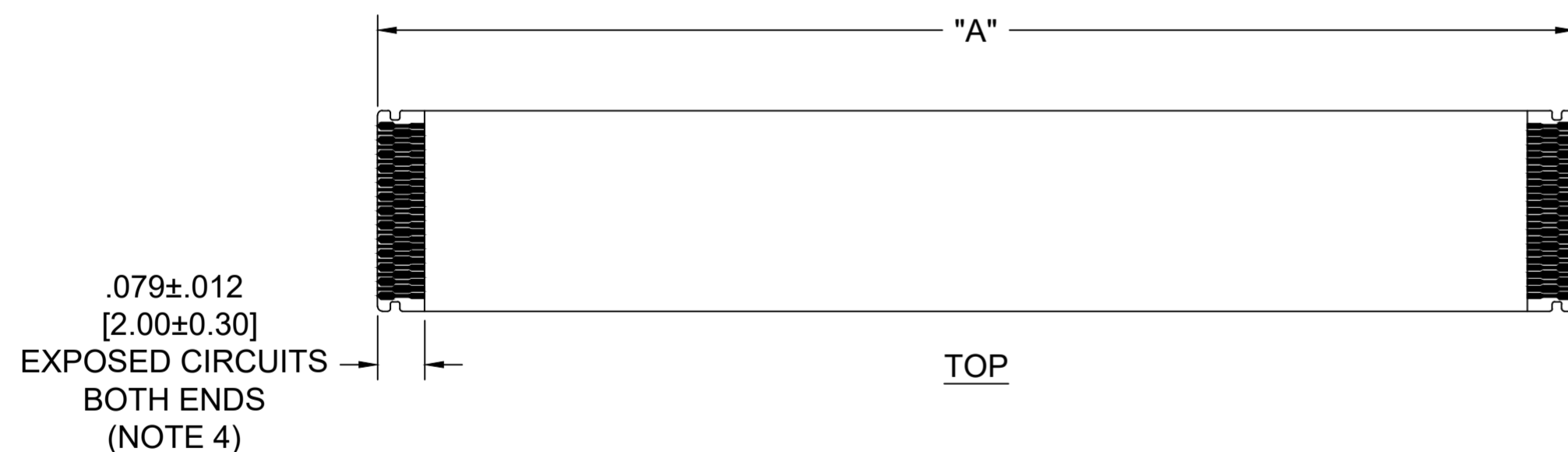
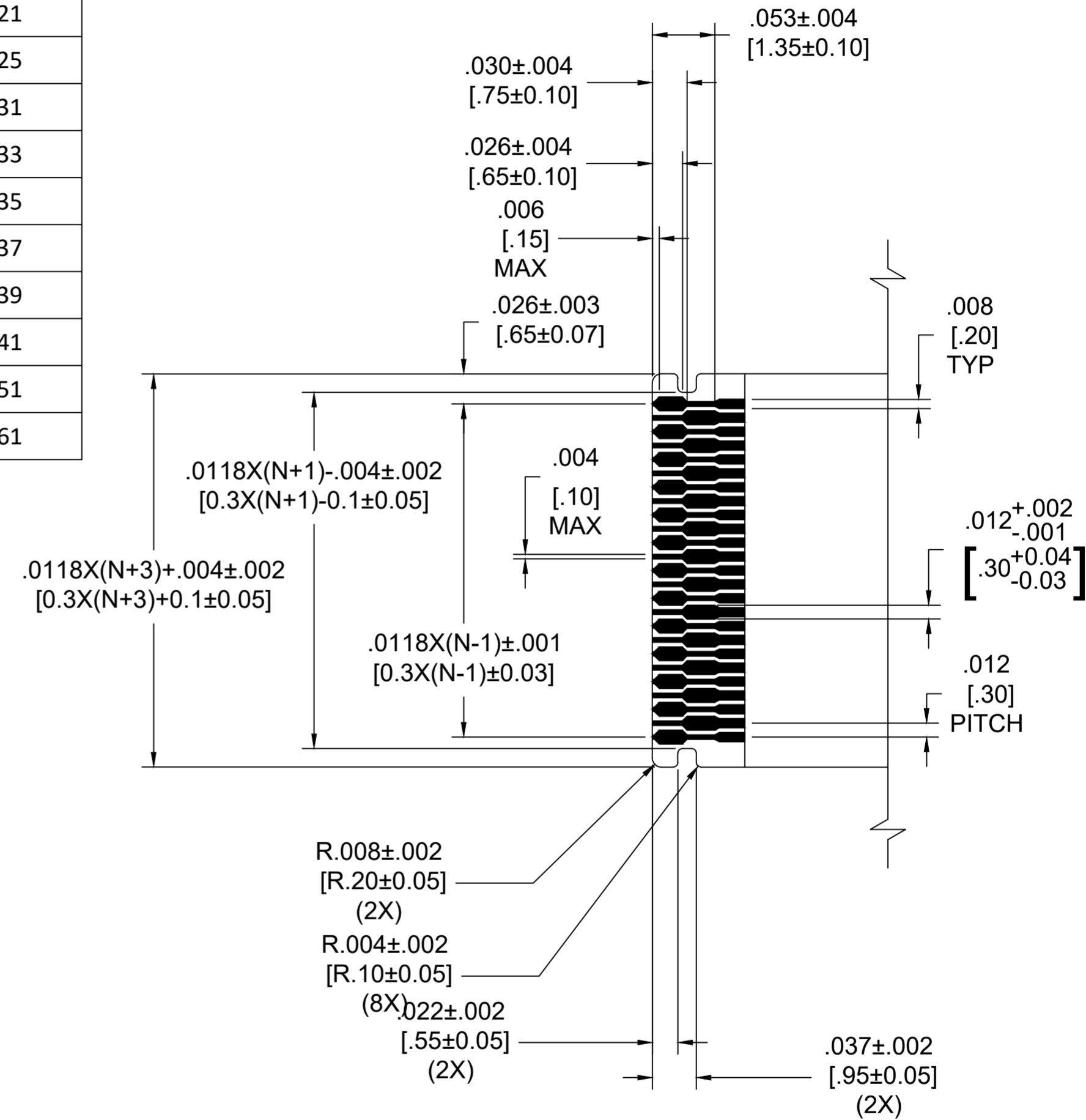
0.30MM CENTER FFC JUMPER CABLE CHART

NOTES:

1. SUBSTRATE AND COVERLAY MATERIAL IS .001" [25um] POLYIMIDE.
2. CONDUCTOR IS 1/2 OZ (.0007") [18um] COPPER.
3. PLATING IS 2 MICRO INCHES MINIMUM OF HARD GOLD OVER 100 MICRO INCHES MINIMUM OF NICKEL.
4. TAIL ENDS ARE .008±.001 [0.20±0.03] THICK.
5. JUMPER CABLES ARE SUITABLE FOR USE WITH MOLEX 504754 SERIES CONNECTOR.

"A" DIM.	2 ± .08 INCHES 51 ± 2 MM	4 ± .16 INCHES 102 ± 4 MM	6 ± .16 INCHES 152 ± 4 MM	8 ± .20 INCHES 203 ± 5 MM	10 ± .20 INCHES 254 ± 5 MM	12 ± .20 INCHES 305 ± 5 MM
CKTS: 7	150310207	150310407	150310607	150310807	150311007	150311207
CKTS: 9	150310209	150310409	150310609	150310809	150311009	150311209
CKTS: 11	150310211	150310411	150310611	150310811	150311011	150311211
CKTS: 15	150310215	150310415	150310615	150310815	150311015	150311215
CKTS: 21	150310221	150310421	150310621	150310821	150311021	150311221
CKTS: 25	150310225	150310425	150310625	150310825	150311025	150311225
CKTS: 31	150310231	150310431	150310631	150310831	150311031	150311231
CKTS: 33	150310233	150310433	150310633	150310833	150311033	150311233
CKTS: 35	150310235	150310435	150310635	150310835	150311035	150311235
CKTS: 37	150310237	150310437	150310637	150310837	150311037	150311237
CKTS: 39	150310239	150310439	150310639	150310839	150311039	150311239
CKTS: 41	150310241	150310441	150310641	150310841	150311041	150311241
CKTS: 51	150310251	150310451	150310651	150310851	150311051	150311251
CKTS: 61	150310261	150310461	150310661	150310861	150311061	150311261

N = NUMBER OF CONDUCTORS



JUMPER END DETAIL
25 CIRCUIT SHOWN
(SCALE 10:1)

FUNCTIONAL SYMBOLS	THIS DRAWING CONTAINS INFORMATION THAT IS PROPRIETARY TO MOLEX ELECTRONIC TECHNOLOGIES, LLC AND SHOULD NOT BE USED WITHOUT WRITTEN PERMISSION		
	DIMENSION UNITS	SCALE	CURRENT REV DESC: PRODUCTION RELEASE
FA=0	MM/INCH	4:1	
FC=0	GENERAL TOLERANCES (UNLESS SPECIFIED)		
DIVISIONAL SYMBOLS		mm	INCH
	4 PLACES	±----	±----
	3 PLACES	±----	±0.01
	2 PLACES	±----	±0.03
	1 PLACE	±----	±----
	0 PLACES	±----	±----
	ANGULAR TOL ± 1.0 °		
	DRAFT WHERE APPLICABLE MUST REMAIN WITHIN DIMENSIONS		
	THIRD ANGLE PROJECTION	DRAWING	SERIES
		C-SIZE	15031
	EC NO: 701160	DRWN: MIMIG	2022/03/28
	CHK'D: JSMITH11	APPR: JSMITH11	2022/03/30
	INITIAL REVISION:		
	DRWN: MIMIG	APPR: JSMITH11	2022/03/28
	APPR: JSMITH11		2022/03/30
	DOCUMENT NUMBER	DOC TYPE	DOC PART
	150310001	PSD	000
			REVISION
			A
	MATERIAL NUMBER	CUSTOMER	SHEET NUMBER
	SEE CHART	GENERAL MARKET	1 OF 1