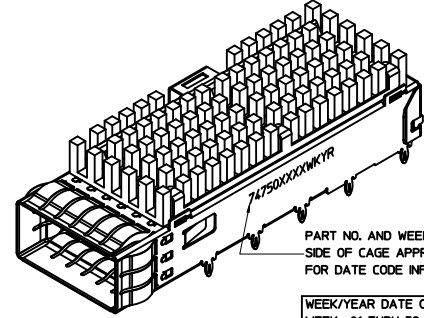


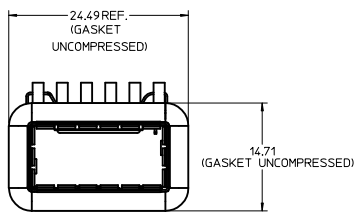
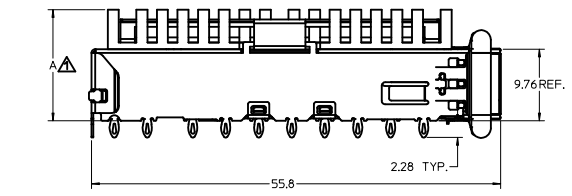
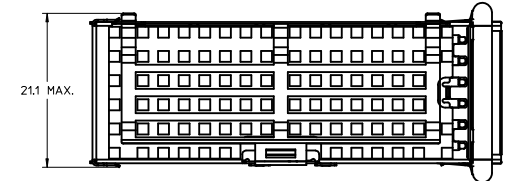
QSFP CAGE W/
EMI SPRING FINGERS



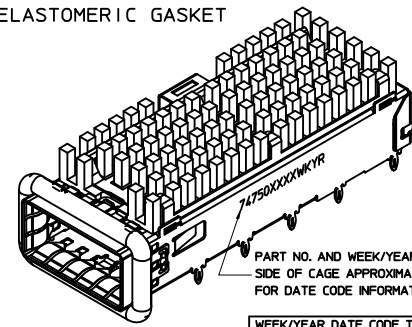
PART NO. AND WEEK/YEAR DATE CODE TO BE PRINTED ON SIDE OF CAGE APPROXIMATELY AS SHOWN. SEE BOX BELOW FOR DATE CODE INFORMATION.

WEEK/YEAR DATE CODE TABLE			
WEEK -01 THRU 52	EXAMPLE: 01	-FIRST WEEK OF YEAR	
	52	-LAST WEEK OF YEAR	
YEAR -09 OR 10 ETC.	EXAMPLE: 2010	- YEAR 10	

CAGE ASSY W/ HEAT SINK INSTALLED	DESCRIPTION	DIM A	CAGE W/O HEAT SINK INSTALLED	CLIP P/N	HEAT SINK P/N
747501140	QSFP CAGE W/ EMI SPRING FINGERS (SAN)	16.0	747501100	747500305	747500300
747501141	QSFP CAGE W/ EMI SPRING FINGERS - 0 REAR LEGS (SAN)	16.0	747501101	747500305	747500300
747501142	QSFP CAGE W/ EMI SPRING FINGERS (PCI)	13.7	747501100	747500305	747500303
747501143	QSFP CAGE W/ EMI SPRING FINGERS (NET)	23.0	747501100	747500305	747500304
747501240	QSFP CAGE W/ ELASTOMERIC GASKET (SAN)	16.0	747501200	747500305	747500302
747501241	QSFP CAGE W/ ELASTOMERIC GASKET - 0 REAR LEGS (SAN)	16.0	747501201	747500305	747500302
747501242	QSFP CAGE W/ ELASTOMERIC GASKET (PCI)	13.7	747501200	747500305	747500311
747501243	QSFP CAGE W/ ELASTOMERIC GASKET (NET)	23.0	747501200	747500305	747500312



QSFP CAGE W/
ELASTOMERIC GASKET



PART NO. AND WEEK/YEAR DATE CODE TO BE PRINTED ON SIDE OF CAGE APPROXIMATELY AS SHOWN. SEE BOX BELOW FOR DATE CODE INFORMATION.

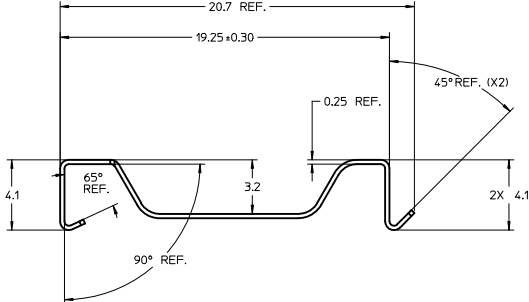
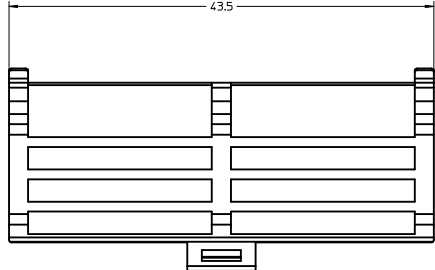
WEEK/YEAR DATE CODE TABLE			
WEEK -01 THRU 52	EXAMPLE: 01	-FIRST WEEK OF YEAR	
	52	-LAST WEEK OF YEAR	
YEAR -09 OR 10 ETC.	EXAMPLE: 2010	- YEAR 10	

- NOTES:
- HEIGHT OF HEATSINK WITH MODULE INSERTED. DIMENSION MAY BE LESS DUE TO MODULE AND HEAT SINK VARIATIONS.
 - OTHER HEATSINK DESIGNS ARE AVAILABLE INCLUDING CUSTOM DESIGNS.
 - REFER TO SD-74750-1100 AND SD-74750-1200 FOR ADDITIONAL CAGE INFORMATION.
 - THIS PRODUCT MEETS THE RESTRICTION OF HAZARDOUS SUBSTANCES IN ELECTRICAL AND ELECTRONIC EQUIPMENT (RoHS) DIRECTIVE (2002/95/EC).

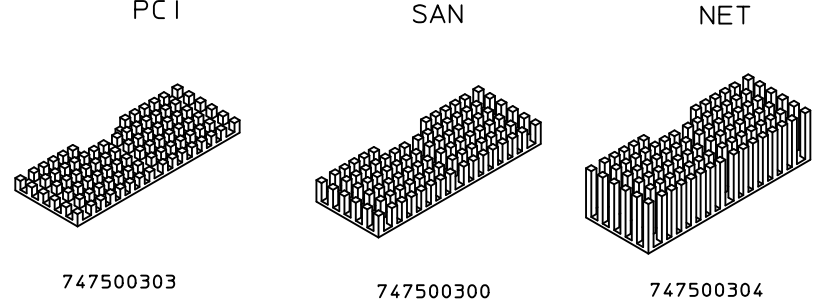
INITIAL RELEASE EC NO: USY2011-0769 DRAWN BY: CHOKCHIRSHY CHECKED BY: APPERMAHMOOD DATE: 2011/05/10 2011/06/07	QUALITY SYMBOLS ▽=0 ▽=0 ▽=0	GENERAL TOLERANCES (UNLESS SPECIFIED) mm INCH 4 PLACES ±--- ±--- 3 PLACES ±--- ±--- 2 PLACES ±0.13 ±--- 1 PLACE ±0.25 ±--- ANGULAR ± 1°	DIMENSION STYLE MM ONLY	SCALE 3:1	DESIGN UNITS METRIC	THIRD ANGLE PROJECTION	TITLE QSFP+ HEAT SINK ASSEMBLY W/ HEAT SINK (TEAR DROP LEGS)	MATERIAL NO. SEE TABLE	DOCUMENT NO. SD-74750-1140	SHEET NO. 1 OF 2

HEATSHINK DETAILS

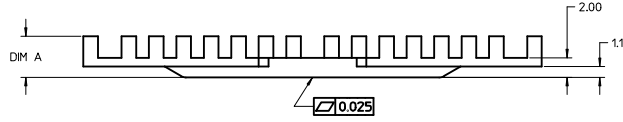
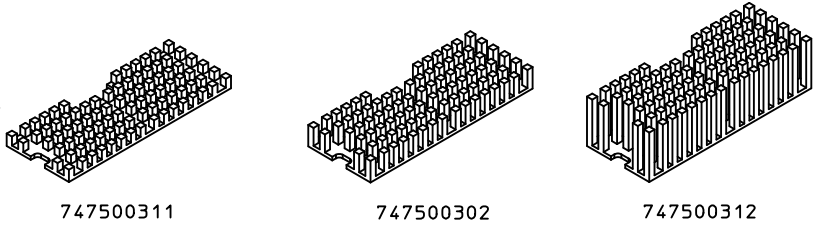
HEATSINK CLIP DETAILS (MOLEX P/N 747500305)



EMI SPRING FINGER
VERSION



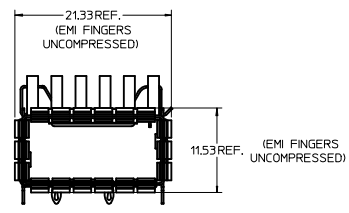
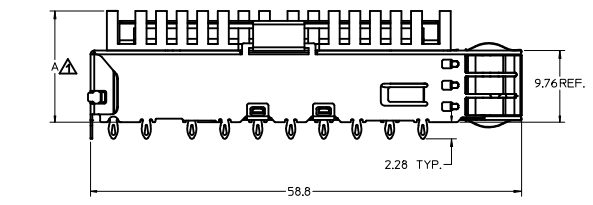
ELASTOMERIC GASKET
VERSION



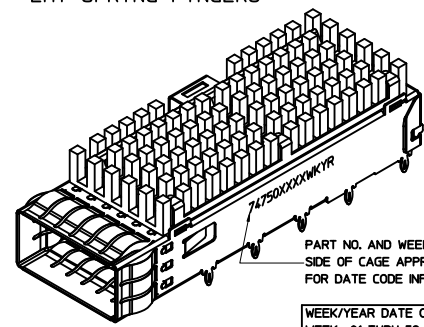
HEATSINK STYLE	DIM A
PCI	4.2
SAN	6.5
NET	13.5

- NOTES:**
- MATERIAL:**
HEATSINK - ANNOXIDIZED ALUMINUM
HEATSINK CLIP - STAINLESS STEEL
 - THESE PRODUCTS MEET THE RESTRICTION OF HAZARDOUS SUBSTANCES IN ELECTRICAL AND ELECTRONIC EQUIPMENT EQUIPMENT (RoHS) DIRECTIVE (2002/95/EC)

INITIAL RELEASE EC NO: USY2011-0769 DRAWN BY: F01AN CHKOCHIRSCY APPROVED BY: RMAHMOOD DATE: 2011/06/07	QUALITY SYMBOLS	GENERAL TOLERANCES (UNLESS SPECIFIED)	DIMENSION STYLE	SCALE	DESIGN UNITS	THIRD ANGLE PROJECTION
	▽=0	4 PLACES ± --- ± ---	MM ONLY	4:1	METRIC	☉
	▽=0	3 PLACES ± --- ± ---				
	▽=0	2 PLACES ± 0.13 ± ---				
		1 PLACE ± 0.25 ± ---				
		ANGULAR ± 1°				
		DRAFT WHERE APPLICABLE MUST REMAIN WITHIN DIMENSIONS				
			MATERIAL NO.	DOCUMENT NO.	TITLE	
			SEE TABLE	SD-74750-1140	QSFP+ HEAT SINK ASSEMBLY W/ HEAT SINK (TEAR DROP LEGS)	
					MOLEX INCORPORATED	
					SHEET NO. 2 OF 2	



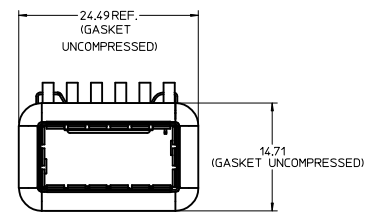
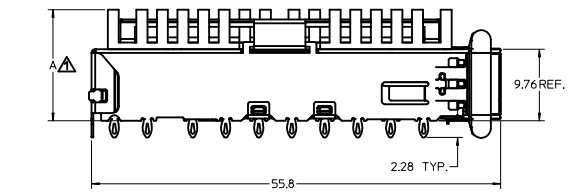
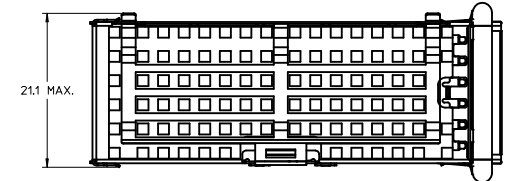
QSFP CAGE W/
EMI SPRING FINGERS



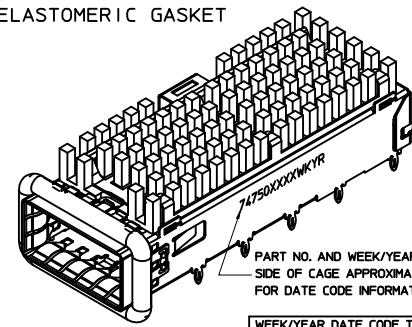
PART NO. AND WEEK/YEAR DATE CODE TO BE PRINTED ON SIDE OF CAGE APPROXIMATELY AS SHOWN. SEE BOX BELOW FOR DATE CODE INFORMATION.

WEEK/YEAR DATE CODE TABLE			
WEEK -01 THRU 52	EXAMPLE: 01	-FIRST WEEK OF YEAR	
	52	-LAST WEEK OF YEAR	
YEAR -09 OR 10 ETC.	EXAMPLE: 2010	- YEAR 10	

CAGE ASSY W/ HEAT SINK INSTALLED	DESCRIPTION	DIM A	CAGE W/O HEAT SINK INSTALLED	CLIP P/N	HEAT SINK P/N
747501140	QSFP CAGE W/ EMI SPRING FINGERS (SAN)	16.0	747501100	747500305	747500300
747501141	QSFP CAGE W/ EMI SPRING FINGERS - 0 REAR LEGS (SAN)	16.0	747501101	747500305	747500300
747501142	QSFP CAGE W/ EMI SPRING FINGERS (PCI)	13.7	747501100	747500305	747500303
747501143	QSFP CAGE W/ EMI SPRING FINGERS (NET)	23.0	747501100	747500305	747500304
747501240	QSFP CAGE W/ ELASTOMERIC GASKET (SAN)	16.0	747501200	747500305	747500302
747501241	QSFP CAGE W/ ELASTOMERIC GASKET - 0 REAR LEGS (SAN)	16.0	747501201	747500305	747500302
747501242	QSFP CAGE W/ ELASTOMERIC GASKET (PCI)	13.7	747501200	747500305	747500311
747501243	QSFP CAGE W/ ELASTOMERIC GASKET (NET)	23.0	747501200	747500305	747500312



QSFP CAGE W/
ELASTOMERIC GASKET



PART NO. AND WEEK/YEAR DATE CODE TO BE PRINTED ON SIDE OF CAGE APPROXIMATELY AS SHOWN. SEE BOX BELOW FOR DATE CODE INFORMATION.

WEEK/YEAR DATE CODE TABLE			
WEEK -01 THRU 52	EXAMPLE: 01	-FIRST WEEK OF YEAR	
	52	-LAST WEEK OF YEAR	
YEAR -09 OR 10 ETC.	EXAMPLE: 2010	- YEAR 10	

- NOTES:**
- HEIGHT OF HEATSINK WITH MODULE INSERTED. DIMENSION MAY BE LESS DUE TO MODULE AND HEAT SINK VARIATIONS.
 - OTHER HEATSINK DESIGNS ARE AVAILABLE INCLUDING CUSTOM DESIGNS.
 - REFER TO SD-74750-1100 AND SD-74750-1200 FOR ADDITIONAL CAGE INFORMATION.
 - THIS PRODUCT MEETS THE RESTRICTION OF HAZARDOUS SUBSTANCES IN ELECTRICAL AND ELECTRONIC EQUIPMENT (RoHS) DIRECTIVE (2002/95/EC).

INITIAL RELEASE EC NO: USY2011-0769 DRAWN BY: FOIAN CHECKED BY: CHRSCHY APPROVED BY: RAHMOOD DATE: 2011/05/10 DATE: 2011/06/07 DESCRIPTION:	QUALITY SYMBOLS ∇=0 ∇=0 ∇=0	GENERAL TOLERANCES (UNLESS SPECIFIED): mm ±--- INCH ±---	DIMENSION STYLE MM ONLY	SCALE 3:1	DESIGN UNITS METRIC	THIRD ANGLE PROJECTION
		4 PLACES ±--- 3 PLACES ±--- 2 PLACES ±0.13 1 PLACE ±0.25 ANGULAR ± 1°	DRAWN BY: FOIAN DATE: 2011/04/27 CHECKED BY: CHRSCHY DATE: 2011/05/10 APPROVED BY: RAHMOOD DATE: 2011/06/07	MATERIAL NO. SEE TABLE	DOCUMENT NO. SD-74750-1140	SHEET NO. 1 OF 2

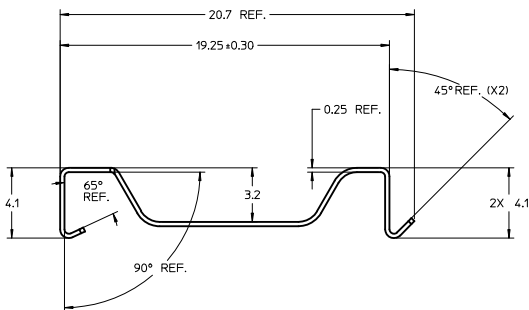
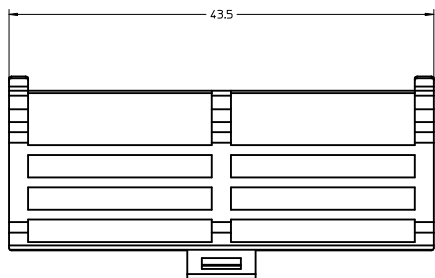
QSFP+ HEAT SINK ASSEMBLY W/ HEAT SINK (TEAR DROP LEGS)

MOLEX INCORPORATED

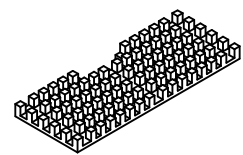
DRAFT WHERE APPLICABLE MUST REMAIN WITHIN DIMENSIONS

HEATSHINK DETAILS

HEATSINK CLIP DETAILS (MOLEX P/N 747500305)

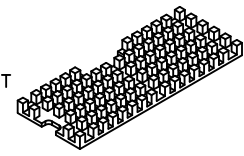


EMI SPRING FINGER
VERSION

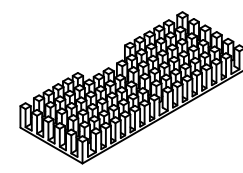


747500303

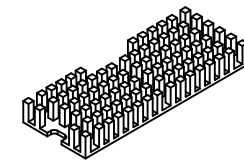
ELASTOMERIC GASKET
VERSION



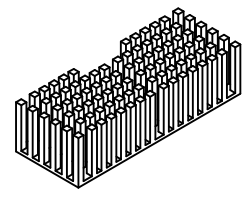
747500311



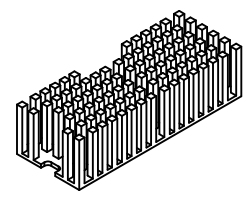
747500300



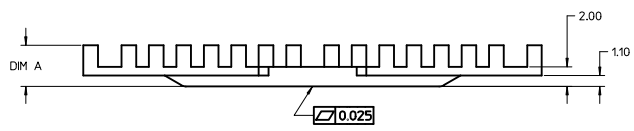
747500302



747500304



747500312



HEATSINK STYLE	DIM A
PCI	4.2
SAN	6.5
NET	13.5

- NOTES:**
- MATERIAL:**
HEATSINK - ANNOXIDIZED ALUMINUM
HEATSINK CLIP - STAINLESS STEEL
 - THESE PRODUCTS MEET THE RESTRICTION OF HAZARDOUS SUBSTANCES IN ELECTRICAL AND ELECTRONIC EQUIPMENT EQUIPMENT (RoHS) DIRECTIVE (2002/95/EC)

INITIAL RELEASE EC NO: USY2011-0769 DRAWN BY: F01AN CHKOCHIRSCY APPROVED BY: RMAHMOOD	2011/04/27	2011/05/10	2011/06/07	QUALITY SYMBOLS ∇=0 ∇=0 ∇=0	GENERAL TOLERANCES (UNLESS SPECIFIED)		DIMENSION STYLE MM ONLY		SCALE 4:1	DESIGN UNITS METRIC	THIRD ANGLE PROJECTION	
	4 PLACES	±	---		±	---	mm	INCH	DRAWN BY: F01AN	DATE: 2011/04/27	TITLE: QSFP+ HEAT SINK ASSEMBLY W/ HEAT SINK (TEAR DROP LEGS)	
	3 PLACES	±	---		±	---	mm	INCH	CHECKED BY: CHIRSCY	DATE: 2011/05/10	MOLEX INCORPORATED	
	2 PLACES	±	0.13		±	---	mm	INCH	APPROVED BY: RMAHMOOD	DATE: 2011/06/07	MATERIAL NO. SEE TABLE	DOCUMENT NO. SD-74750-1140
DRAFT WHERE APPLICABLE MUST REMAIN WITHIN DIMENSIONS					THIS DRAWING CONTAINS INFORMATION THAT IS PROPRIETARY TO MOLEX INCORPORATED AND SHOULD NOT BE USED WITHOUT WRITTEN PERMISSION							