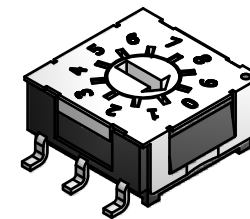
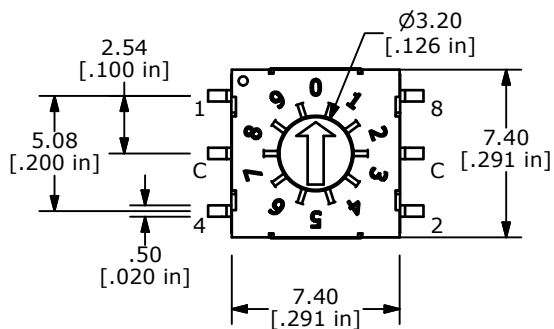
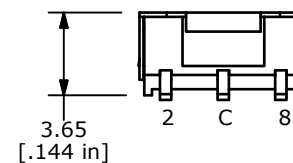
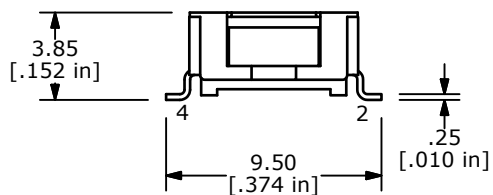


PCB LAYOUT



COMPLEMENT CODE

	C	1	2	4	8
0	●	●	●	●	●
1	●		●	●	●
2	●	●		●	●
3	●			●	●
4	●	●	●		●
5	●				●
6	●	●			●
7	●				●
8	●	●	●	●	
9	●		●	●	



NOTES:

1. ALL DIMENSIONS IN MM [INCH]
2. GENERAL TOLERANCE: X.X±0.4
X.XX±0.25
3. TERMINAL NUMBERS FOR REFERENCE ONLY
4. OPERATING FORCE: 120gf/cm ± 30gf
- ▲ 5. CONTACT RATING: 100mA, 42V DC (SWITCHING)
400mA 42V DC (NON-SWITCHING)
6. CONTACT RESISTANCE: 80mΩ MAX.
7. INSULATION RESISTANCE: 100MΩ MIN @ 250VDC
8. DIELECTRIC STRENGTH: 250VAC 1 MIN.
9. LIFE: 25,000 STEPS
10. OPERATING TEMPERATURE: -60°C TO 125°C
11. PACKAGING: 1300 PCS TAPE AND REEL
12. IP RATING: IP67
13. ▲ DENOTES CRITICAL PARAMETER
14. 2002/95/EC (ROHS) COMPLIANT



TITLE RDMAC10S1R				
SCALE	DATE	DR	DWG	REV
3:1	11/14/2011	BMA	U100007	A

A	20278	RELEASE TO PRODUCTION	11/14/11	BMA
REV	PCR NO	DESCRIPTION	DATE	BY

THE INFORMATION CONTAINED IN THIS DOCUMENT IS PROPRIETARY TO E-SWITCH AND IS NOT TO BE COPIED OR TRANSFERRED