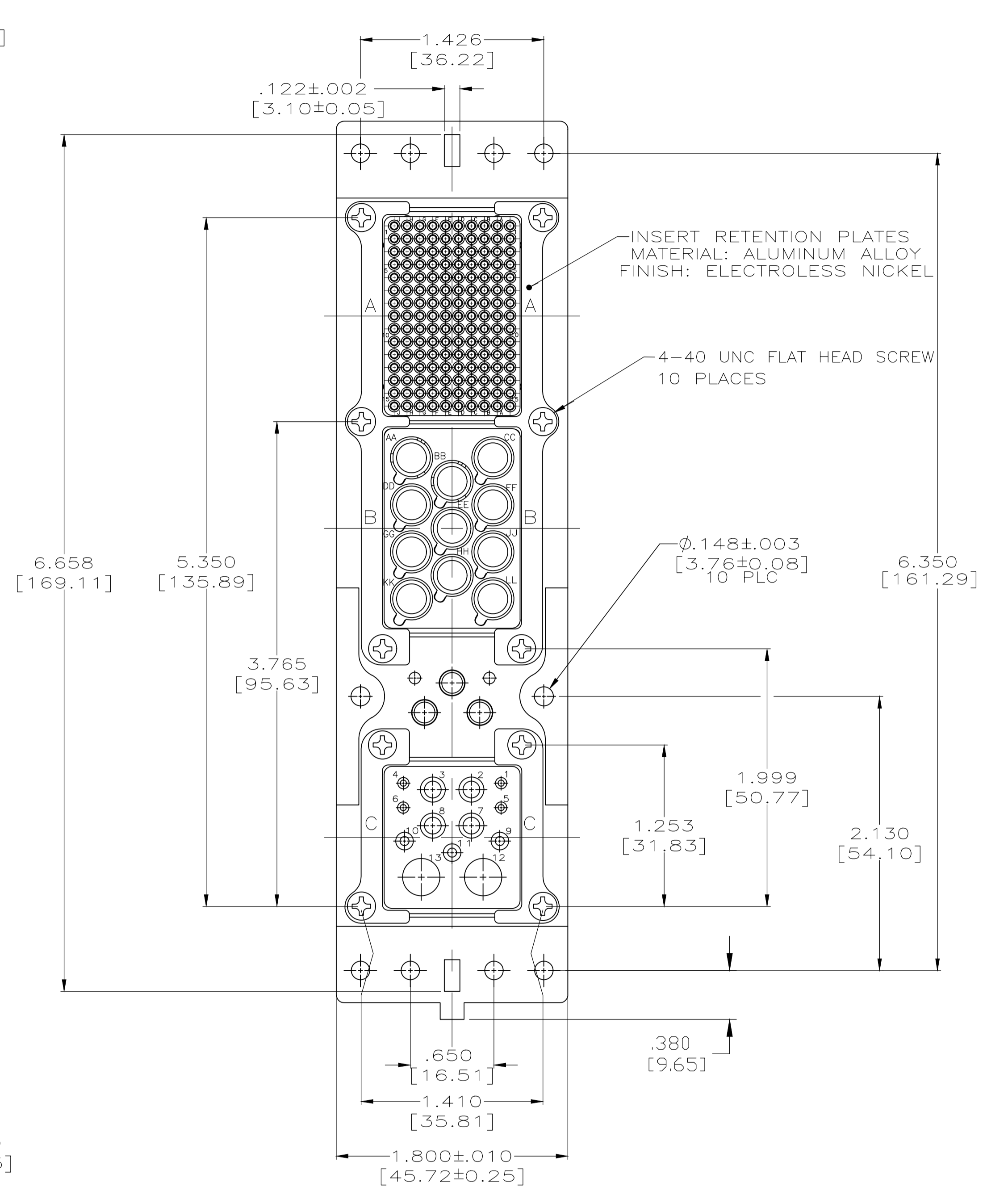
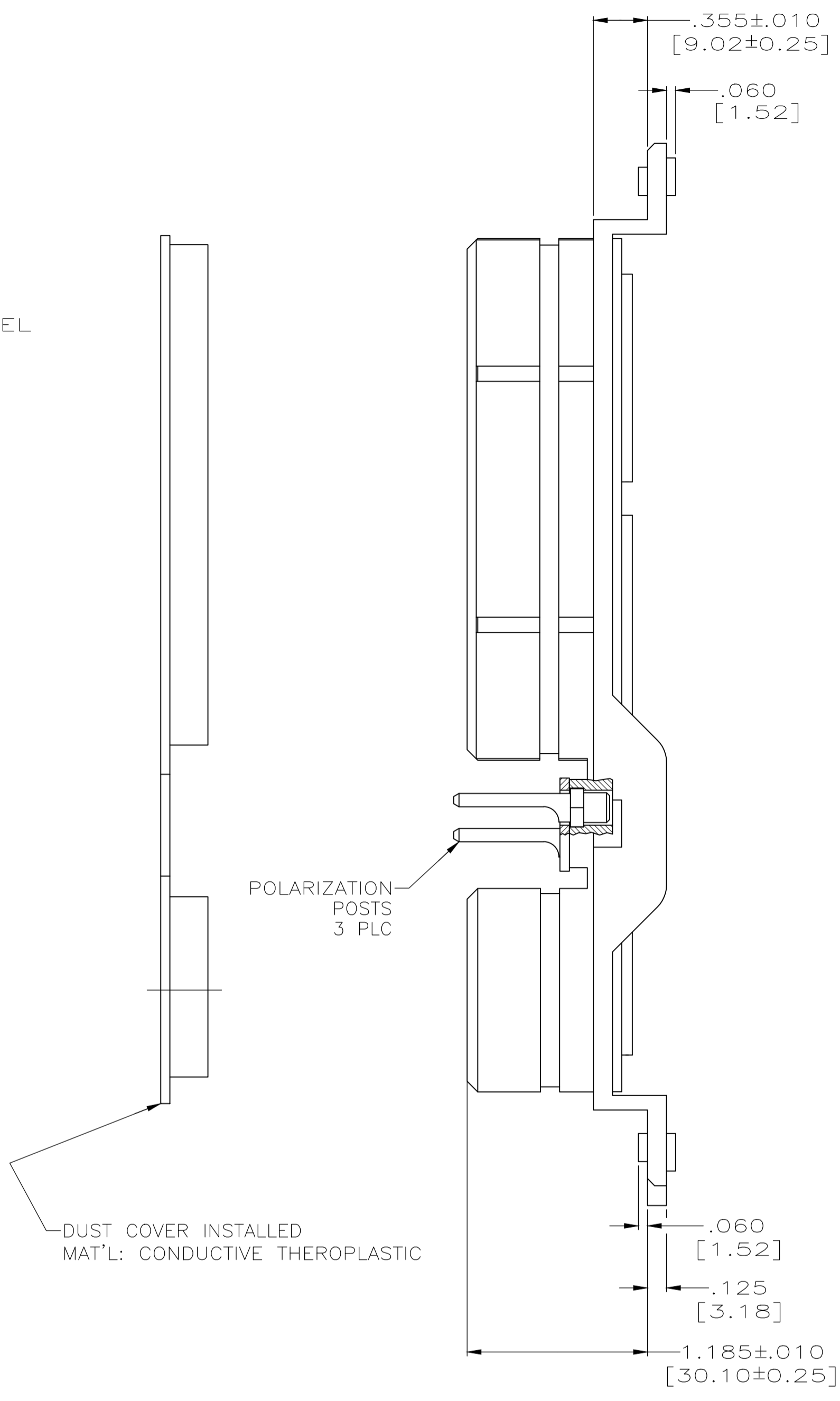
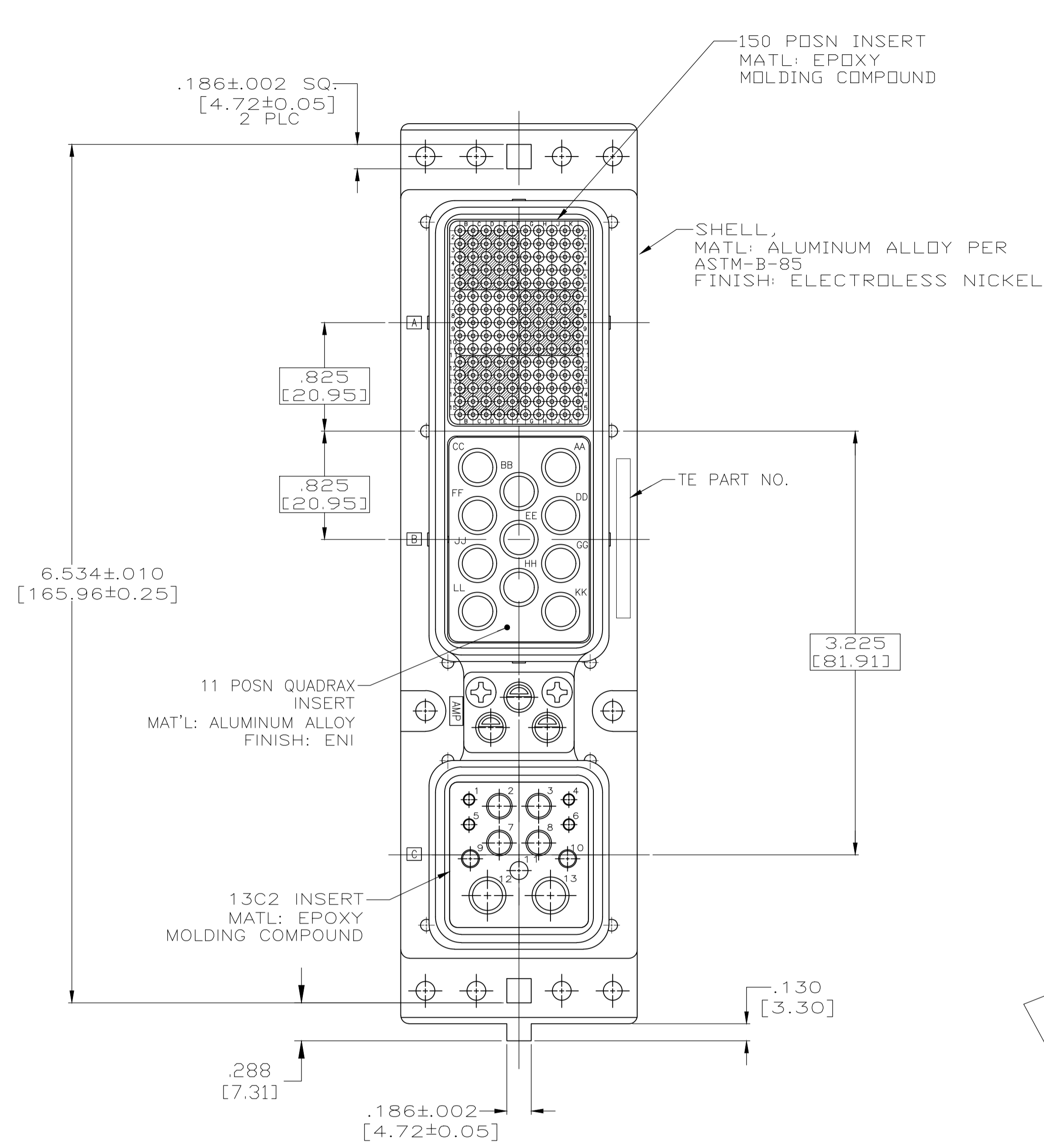


REVISIONS				
P	LTR	DESCRIPTION	DATE	APP'D
E		REVISED PER ECO-17-015513	19DEC2017	PHM CT



- CONNECTOR DIMENSIONS ARE PER ARINC 600 SPECIFICATIONS UNLESS OTHERWISE SPECIFIED.
- POLARIZING POSTS SHOWN IN POSITION "01" FOR ILLUSTRATION ONLY. CONNECTORS SHIPPED WITH KEYING INSTALLED IN POSITION PER TABLE.
- CLINCH NUTS INSTALLED IN FOUR CORNERS OF SHELL FOR -2 ONLY. (NOT SHOWN)
- CONTACTS NOT INSTALLED, SHIPPED IN A SEPARATE CONTAINER WITH CONNECTOR.

NO	KEYING POSITION	CONTACTS INCLUDED	PART NUMBER
	"88"	MODULE A: 208262-3 SIZE 22 (150) MODULE B: 1445693-1 (11) MODULE C: SIZE 20: 208267-2 (1) SIZE 12: 208273-2 (2)	1484374-1
YES 3	"39"	MODULE A: 208262-3 SIZE 22 (67) MODULE B: 1445693-1 (11) MODULE C: SIZE 20: 208267-2 (1) SIZE 12: 208273-2 (2)	1484374-2
	"88"	MODULE A: 208262-3 SIZE 22 (67) MODULE B: 1445693-1 (11) MODULE C: SIZE 20: 208267-2 (1) SIZE 12: 208273-2 (2)	1484374-1
CLINCH NUTS	KEYING POSITION	CONTACTS INCLUDED NOT INSTALLED	PART NUMBER

THIS DRAWING IS A CONTROLLED DOCUMENT.

DIMENSIONS: INCHES	TOLERANCES UNLESS OTHERWISE SPECIFIED:	DIN C.C.THOMAS 12-13-01	CHK S. GLATFELTER 12-13-01	APVD S. GLATFELTER 12-13-01	NAME
0 PLC ± -	1 PLC ± -	2 PLC ± -	3 PLC ± .005 (0.13)	4 PLC ± -	ANGLES ± -
MATERIAL SEE CALLOUTS	FINISH SEE CALLOUTS	WEIGHT	SIZE A1	CAGE CODE 00779	DRAWING NO. 1484374
CUSTOMER DRAWING			SCALE 3:2	SHEET 1 OF 1	REV E

**STE** TE Connectivity

PLUG ASSY. SIZE 2, REAR RELEASE, ARINC 600 WITH QUADRAX CONTACTS