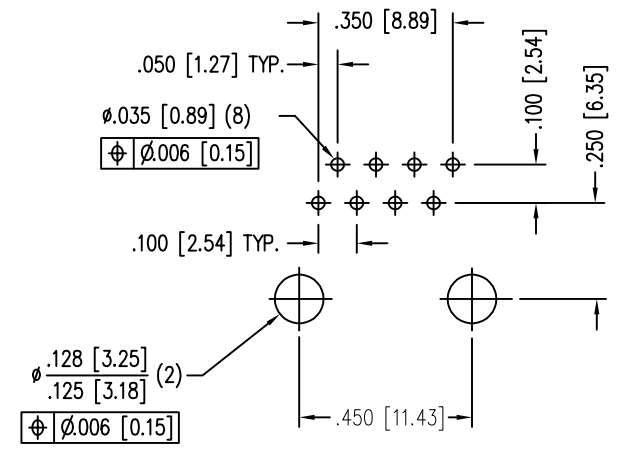
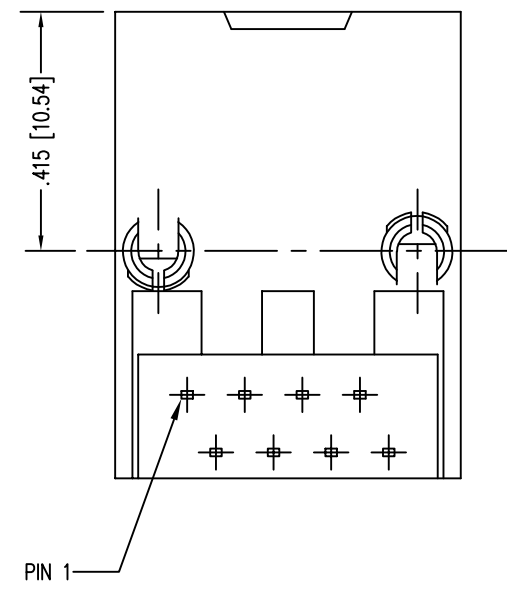
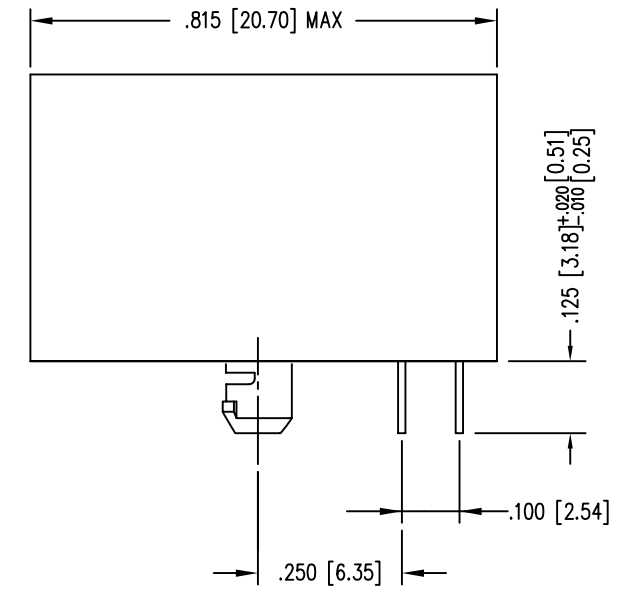
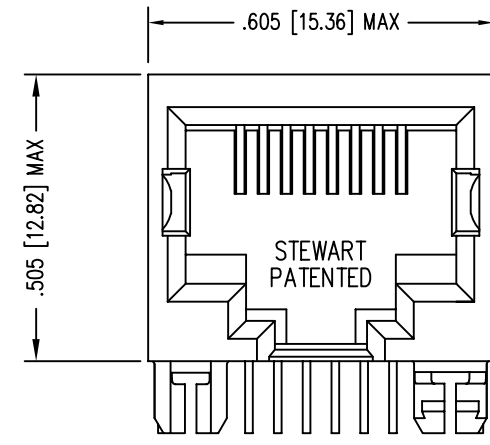


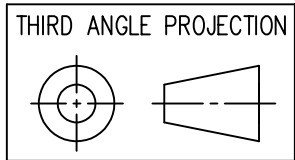
DATE	REV	ECN	APP'D. BY
3-9-16	A8	10597	TRM
5-16-17	A9	11006	TRM



P.C.B. RECOMMENDED HOLE LAYOUT
 SEEN FROM COMPONENT SIDE
 TOLERANCE ±.003 [0.08] UNLESS OTHERWISE SPECIFIED

- NOTES:
- CONNECTOR MATERIALS:
 HOUSING: THERMOPLASTIC UL94 V-0
 CONTACTS: COPPER ALLOY
 CONTACT PLATING: SELECTIVE GOLD IN CONTACT AREA
 SEE CHART FOR PART NUMBER
 - FOR PRODUCT SPECIFICATIONS SEE PRO22-01.
 - DIMENSIONS AND TOLERANCES COMPLY WITH TIA-1096 STANDARD.

30 MICRO-INCHES [0.76um]	SS-6488-NF-A431
CONTACT PLATING IN MATING AREA	PART NUMBER



stewart
CONNECTOR
a bel group

1118 Susquehanna Trail South
 Glen Rock, PA 17327-9199
 (717) 235-7512
<http://www.stewartconnector.com>

DO NOT SCALE DRAWING
 DRAWING IS SUBJECT TO
 CHANGE WITHOUT NOTICE

DIMENSIONS: INCHES [METRIC]

UNLESS OTHERWISE SPECIFIED
 TOLERANCES ARE ±.005 [0.13]
 ANGLES ARE ± 1°

SHEET NO. 1 OF 1

TITLE: MODULAR JACK, WITH ACTI-SNAP RETENTION POST

DRN BY: RGC	DATE: 09-25-02
APPD BY: DHG	DATE: 09-27-02
DWG NO. CT640241	REV. A9

THIS DRAWING AND THE SUBJECT MATTER SHOWN THEREON ARE CONFIDENTIAL AND THE PROPRIETARY PROPERTY OF STEWART CONNECTOR AND SHALL NOT BE REPRODUCED, COPIED, OR USED IN ANY MANNER WITHOUT PRIOR WRITTEN CONSENT OF STEWART CONNECTOR. ONE OR MORE U.S. PATENTS MAY APPLY TO THIS PRODUCT. FOR DETAILS, PLEASE VISIT: [HTTP://BELFUSE.COM/STEWART/STEWART_PATENTS/](http://BELFUSE.COM/STEWART/STEWART_PATENTS/)

