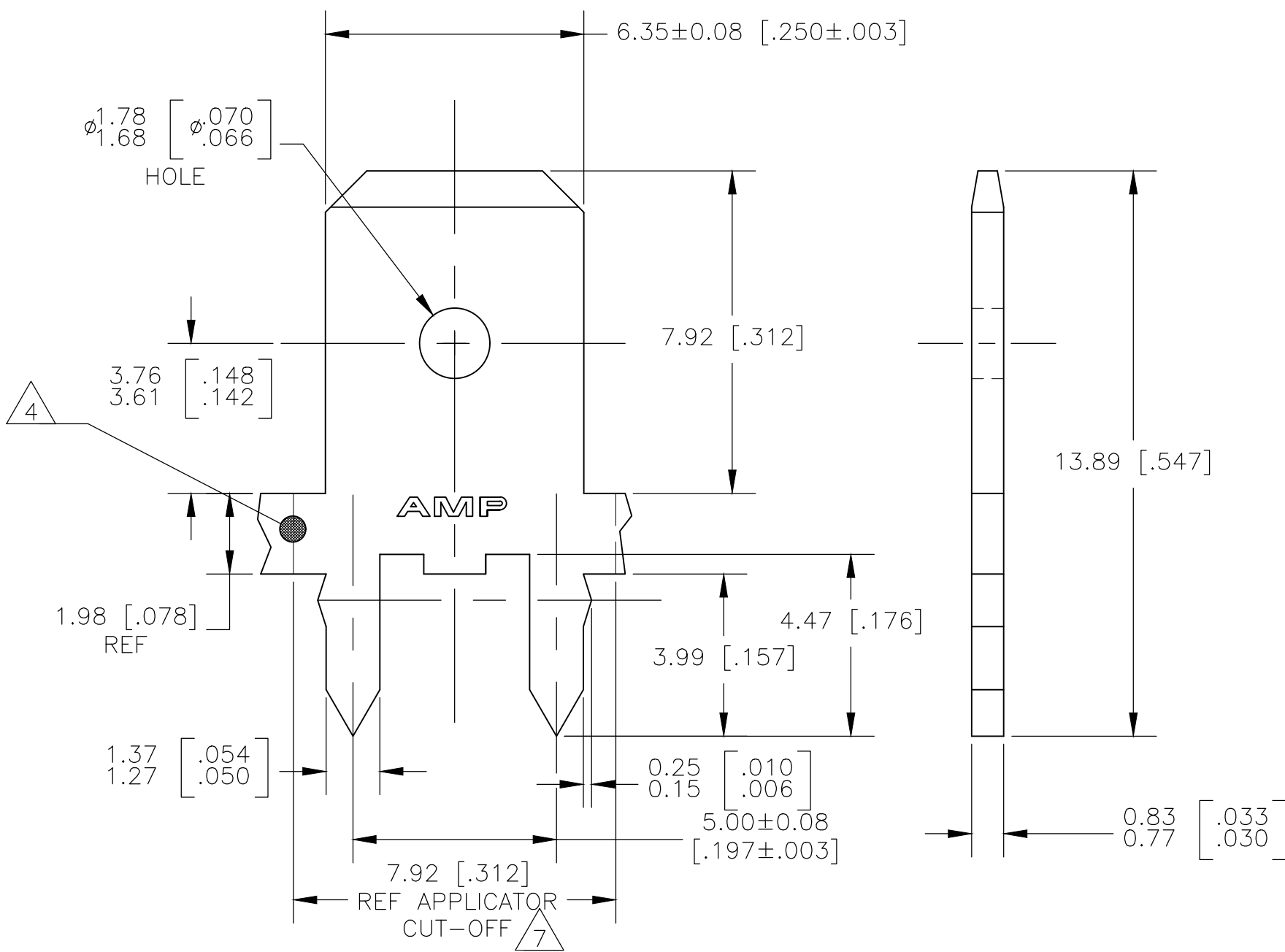
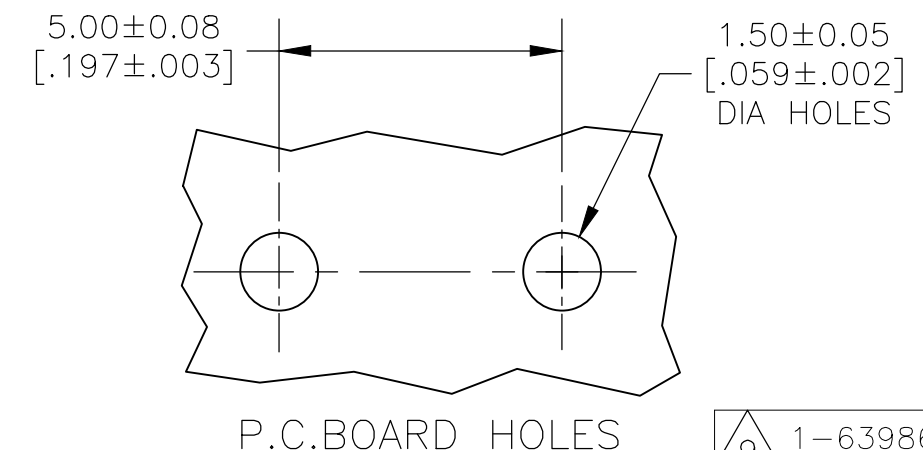


THIS DRAWING IS UNPUBLISHED. RELEASED FOR PUBLICATION
 © COPYRIGHT - By - ALL RIGHTS RESERVED.

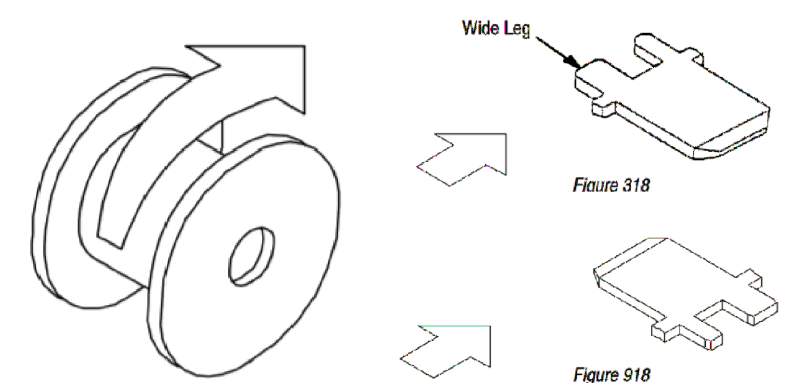
LOC	DIST	REVISIONS			
P	LTR	DESCRIPTION	DATE	DWN	APVD
AF	50	H3	REVISED PER ECR-19-014862	25SEP2019	LZ TD



- 1 CONTINUOUS STRIP ON REELS.
- △2 TIN PLATE 0.00381 [.000150] MIN OVER 0.00254 [.000100] MIN THK COPPER OR TIN PLATE 0.00381 [.000150] MIN OVER 0.00127 [.000050] MIN THK NICKEL.
- 3 FEED IS 7.92±0.076 [.312±.003]
- △4 OPTIONAL ID MARK, LOCATION APPROX AS SHOWN.
- △5 REELED WITH INTERLEAVING PAPER.
- △6 LOOSE PIECE
- △7 LOOSE PIECE CUT-OFF DIMENSION
- △8 REEL PULL DIRECTUON REF TO FIGURE 318.
- △9 REEL PULL DIRECTUON REF TO FIGURE 918.



△9	1-63986-1
△6	63986-4
△5	63986-3
△8	63986-1
PART NUMBER	



DIMENSIONS:		TOLERANCES UNLESS OTHERWISE SPECIFIED:		DWN		TE Connectivity	
mm	[INCHES]	0 PLC	± -	JR RUTH	30NOV00	NAME	
1 PLC	± -	1 PLC	± -	CHK MS FEHER	30NOV00	TAB, FASTON, PC BOARD, 6.35 [.250] SERIES	
2 PLC	± 0.25 [.010]	2 PLC	± -	APVD G PORTA	30NOV00	SIZE	CAGE CODE
3 PLC	± -	3 PLC	± -	PRODUCT SPEC	-	A3	00779
4 PLC	± -	4 PLC	± -	APPLICATION SPEC	114-2115	DRAWING NO	C=63986
ANGLES	± -	ANGLES	± -	WEIGHT	-	RESTRICTED TO	-
MATERIAL		FINISH		CUSTOMER DRAWING		SCALE	SHEET
BRASS		△2		CUSTOMER DRAWING		8:1	1 of 1
						REV	H3