


Data sheet | Item number: 884-3000

Stud terminal block; 300 mm²; with 2 stud bolts M16; 300,00 mm²; beige

www.wago.com/884-3000



Data

Electrical data

Ratings per IEC/EN

Nominal voltage (III/3)	1000 V
Rated impulse voltage (III/3)	8 kV
Rated current	520 A
Legend (ratings)	(III / 3) ≙ Overvoltage category III / Pollution degree 3

Ratings per UL 1059

Approvals per	UL 1059
Rated voltage UL (Use Group B)	1000 V
Rated current UL (Use Group B)	420 A
Rated current UL (Use Group B), factory wiring only	510 A
Rated voltage UL (Use Group C)	1000 V
Rated current UL (Use Group C)	420 A
Rated current UL (Use Group C), factory wiring only	510 A

Subject to changes. Please also observe the further product documentation!

WAGO GmbH & Co. KG
Hansastr. 27
32423 Minden
Phone: +49571 887-0 | Fax: +49571 887-169
Email: info.de@wago.com | Web: www.wago.com

Do you have any questions about our products?
We are always happy to take your call at +49 (571) 887-44222.

Power loss

Power loss, per pole (potential)	16.224 W
Rated current I_N for specified power loss	520 A
Resistance value for specified, current-dependent power loss	6 Ω

Connection data

Connection points	2
Total number of potentials	1
Number of levels	1
Connection position	top

Connection 1

Connection technology	Bolt-type connection
Actuation type	Open-end, ring, socket wrench; 24 mm
Connectable conductor materials	Copper
Nominal cross-section	300 mm ²
Clamping range	25 ... 300 mm ² / 6 AWG ... 600 kcmil
Type of cable lugs per DIN 46234	Cable lugs for solder-free connections Ring type, without insulating sleeve, for copper conductors
DIN 46234: 1 cable lug per side	25 ... 240 mm ²
DIN 46234: 2 cable lugs per side	50 ... 240 mm ²
Type of cable lugs per DIN 46235	Cable lugs for compression connections Cover plate type for copper conductors
DIN 46235: 1 cable lug per side	50 ... 300 mm ²
DIN 46235: 2 cable lugs per side	50 ... 240 mm ²
Thread size	M16

Physical data

Width	55 mm / 2.165 inches
Height	164 mm / 6.457 inches
Depth from upper-edge of DIN-rail	86 mm / 3.386 inches

Mechanical Data

Tightening torque	25 ... 60 Nm
Mounting type	DIN-35 rail

Subject to changes. Please also observe the further product documentation!

Panel mounting

Material Data

Note (material data)

Information on material specifications can be found here

Color	beige
Insulation material	Polyamide (PA66)
Flammability class per UL94	V0
Weight	510 g

Environmental requirements

Continuous operating temperature	-40 ... +120 °C
----------------------------------	-----------------

Commercial data

ETIM 8.0	EC000897
ETIM 7.0	EC000897
PU (SPU)	5 pcs
Packaging type	box
Country of origin	DE
GTIN	4055143941952
Customs tariff number	85369095000



Environmental Product Compliance

RoHS Compliance Status	Compliant, No Exemption
------------------------	-------------------------

Optional accessories












Marking accessories

Marker

	Item no.: 2009-115/000-002 WMB-Inline; for Smart Printer; 1500 pieces on roll; stretchable 5 - 5.2 mm; plain; snap-on type; yellow	www.wago.com/2009-115/000-002
	Item no.: 2009-115/000-007 WMB-Inline; for Smart Printer; 1500 pieces on roll; stretchable 5 - 5.2 mm; plain; snap-on type; gray	www.wago.com/2009-115/000-007

Item no.: 2009-115/000-017

Subject to changes. Please also observe the further product documentation!

	WMB-Inline; for Smart Printer; 1500 pieces on roll; stretchable 5 - 5.2 mm; plain; snap-on type; light green	www.wago.com/2009-115/000-017
	Item no.: 2009-115/000-023 WMB-Inline; for Smart Printer; 1500 pieces on roll; stretchable 5 - 5.2 mm; plain; snap-on type; green	www.wago.com/2009-115/000-023
	Item no.: 2009-115/000-024 WMB-Inline; for Smart Printer; 1500 pieces on roll; stretchable 5 - 5.2 mm; plain; snap-on type; violet	www.wago.com/2009-115/000-024
	Item no.: 2009-115 WMB-Inline; for Smart Printer; 1500 pieces on roll; stretchable 5 - 5.2 mm; plain; snap-on type; white	www.wago.com/2009-115
	Item no.: 793-5501/000-007 WMB marking card; as card; for terminal block width 5 - 17.5 mm; stretchable 5 - 5.2 mm; plain; snap-on type; gray	www.wago.com/793-5501/000-007
	Item no.: 793-5501/000-012 WMB marking card; as card; for terminal block width 5 - 17.5 mm; stretchable 5 - 5.2 mm; plain; snap-on type; orange	www.wago.com/793-5501/000-012
	Item no.: 793-5501/000-014 WMB marking card; as card; for terminal block width 5 - 17.5 mm; stretchable 5 - 5.2 mm; plain; snap-on type; brown	www.wago.com/793-5501/000-014
	Item no.: 793-5501/000-017 WMB marking card; as card; for terminal block width 5 - 17.5 mm; stretchable 5 - 5.2 mm; plain; snap-on type; light green	www.wago.com/793-5501/000-017
	Item no.: 793-5501/000-023 WMB marking card; as card; for terminal block width 5 - 17.5 mm; stretchable 5 - 5.2 mm; plain; snap-on type; green	www.wago.com/793-5501/000-023
	Item no.: 793-5501/000-024 WMB marking card; as card; for terminal block width 5 - 17.5 mm; stretchable 5 - 5.2 mm; plain; snap-on type; violet	www.wago.com/793-5501/000-024
	Item no.: 793-501/000-002 WMB marking card; as card; not stretchable; plain; snap-on type; yellow	www.wago.com/793-501/000-002

Subject to changes. Please also observe the further product documentation!



Item no.: 793-501/000-007
WMB marking card; as card; not stretchable; plain; snap-on type; gray

www.wago.com/793-501/000-007



Item no.: 793-501/000-017
WMB marking card; as card; not stretchable; plain; snap-on type; light green

www.wago.com/793-501/000-017



Item no.: 793-501/000-012
WMB marking card; as card; not stretchable; plain; snap-on type; orange

www.wago.com/793-501/000-012



Item no.: 793-501/000-023
WMB marking card; as card; not stretchable; plain; snap-on type; green

www.wago.com/793-501/000-023



Item no.: 793-501/000-006
WMB marking card; as card; not stretchable; plain; snap-on type; blue

www.wago.com/793-501/000-006



Item no.: 793-501/000-005
WMB marking card; as card; not stretchable; plain; snap-on type; red

www.wago.com/793-501/000-005



Item no.: 793-501
WMB marking card; as card; not stretchable; plain; snap-on type; white

www.wago.com/793-501




Item no.: 793-501/000-024
WMB marking card; as card; not stretchable; plain; snap-on type; violet

www.wago.com/793-501/000-024



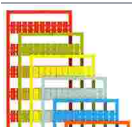
Item no.: 793-5501/000-005
WMB marking card; as card; for terminal block width 5 - 17.5 mm; stretchable 5 - 5.2 mm; plain; snap-on type; red

www.wago.com/793-5501/000-005



Item no.: 793-5501/000-002
WMB marking card; as card; for terminal block width 5 - 17.5 mm; stretchable 5 - 5.2 mm; plain; snap-on type; yellow





www.wago.com/793-5501/000-002



Item no.: 793-5501/000-006
WMB marking card; as card; for terminal block width 5 - 17.5 mm; stretchable 5 - 5.2 mm; plain; snap-on type; blue

www.wago.com/793-5501/000-006

Subject to changes. Please also observe the further product documentation!



	Item no.: 793-5501 WMB marking card; as card; for terminal block width 5 - 17.5 mm; stretchable 5 - 5.2 mm; plain; snap-on type; white	www.wago.com/793-5501
	Item no.: 2009-115/000-012 WMB-Inline; for Smart Printer; 1500 pieces on roll; stretchable 5 - 5.2 mm; plain; snap-on type; orange	www.wago.com/2009-115/000-012
	Item no.: 2009-115/000-006 WMB-Inline; for Smart Printer; 1500 pieces on roll; stretchable 5 - 5.2 mm; plain; snap-on type; blue	www.wago.com/2009-115/000-006
	Item no.: 2009-115/000-005 WMB-Inline; for Smart Printer; 1500 pieces on roll; stretchable 5 - 5.2 mm; plain; snap-on type; red	www.wago.com/2009-115/000-005

Mounting

Cover





	Item no.: 884-3080 Cover; for stud terminal block; 185 and 300 mm ² ; beige	www.wago.com/884-3080
	Item no.: 884-3084 Cover; for stud terminal block; 185 and 300 mm ² ; blue	www.wago.com/884-3084
	Item no.: 884-3086 Cover; for stud terminal block; 185 and 300 mm ² ; yellow	www.wago.com/884-3086

Mounting accessories








	Item no.: 249-117 Screwless end stop; 10 mm wide; for DIN-rail 35 x 15 and 35 x 7.5; gray	www.wago.com/249-117
	Item no.: 249-197 Screwless end stop; 14 mm wide; for DIN-rail 35 x 15 and 35 x 7.5; gray	www.wago.com/249-197

Carrier rail



Mounting accessories

	Item no.: 210-197 Steel carrier rail; 35 x 15 mm; 1.5 mm thick; 2 m long; slotted; similar to EN 60715; silver-colored	www.wago.com/210-197
	Item no.: 210-198 Copper carrier rail; 35 x 15 mm; 2.3 mm thick; 2 m long; unslotted; according to EN 60715; copper-colored	www.wago.com/210-198
	Item no.: 210-504 Steel carrier rail; 35 x 7.5 mm; 1 mm thick; 2 m long; slotted; galvanized; according to EN 60715; silver-colored	www.wago.com/210-504
	Item no.: 210-505 Steel carrier rail; 35 x 7.5 mm; 1 mm thick; 2 m long; unslotted; galvanized; according to EN 60715; silver-colored	www.wago.com/210-505

Subject to changes. Please also observe the further product documentation!

	Item no.: 210-506 Steel carrier rail; 35 x 15 mm; 1.5 mm thick; 2 m long; unslotted; galvanized; similar to EN 60715; silver-colored	www.wago.com/210-506
	Item no.: 210-508 Steel carrier rail; 35 x 15 mm; 1.5 mm thick; 2 m long; slotted; galvanized; similar to EN 60715; silver-colored	www.wago.com/210-508
	Item no.: 210-113 Steel carrier rail; 35 x 7.5 mm; 1 mm thick; 2 m long; unslotted; according to EN 60715; silver-colored	www.wago.com/210-113
	Item no.: 210-118 Steel carrier rail; 35 x 15 mm; 2.3 mm thick; 2 m long; unslotted; according to EN 60715; silver-colored	www.wago.com/210-118
	Item no.: 210-112 Steel carrier rail; 35 x 7.5 mm; 1 mm thick; 2 m long; slotted; according to EN 60715; "Hole width 25 mm; silver-colored	www.wago.com/210-112
	Item no.: 210-114 Steel carrier rail; 35 x 15 mm; 1.5 mm thick; 2 m long; unslotted; similar to EN 60715; silver-colored	www.wago.com/210-114
	Item no.: 210-115 Steel carrier rail; 35 x 7.5 mm; 1 mm thick; 2 m long; slotted; according to EN 60715; "Hole width 18 mm; silver-colored	www.wago.com/210-115

Jumpers

Jumper		
	Item no.: 884-3042 Jumper; for M16 stud bolts; 2-way; unplated; white	www.wago.com/884-3042
	Item no.: 884-3043 Jumper; for M16 stud bolts; 3-way; unplated; silver-colored	www.wago.com/884-3043

Downloads

Documentation

Additional Information

Technical Section	pdf	Download
Technical explanations	2.2 MB	

CAD/CAE-Data

CAD data

2D/3D Models 884-3000	URL	Download
-----------------------	-----	----------

CAE data

71 IKFN Portal 884-3000

Subject to changes. Please also observe the further product documentation!

WAGO GmbH & Co. KG
 Hansastr. 27
 32423 Minden
 Phone: +49571 887-0 | Fax: +49571 887-169
 Email: info.de@wago.com | Web: www.wago.com

Do you have any questions about our products?
 We are always happy to take your call at +49 (571) 887-44222.


EPLAN Data Portal 884-3000	URL	Download
EPLAN Data Portal 884-3000	URL	Download

Environmental Product Compliance

Compliance Search

Environmental Product Compliance 884-3000	URL	Download
Stud terminal block; 300 mm ² ; with 2 stud bolts M16; 300,00 mm ² ; beige		

Installation Notes



Conductor termination




Connecting Two Cable Lugs to a Stud

Up to two cable lugs can be connected to one stud. For this purpose, the cable lugs are placed back-to-back on the stud.

Then the hex flange nut is tightened with the required torque so that the lugs of the cable press against each other and make secure contact with the current bar.

Subject to changes. Please also observe the further product documentation!

Commoning



Commoning

Step 1: Remove the inner partitions next to the studs.


Step 2: Place the 2- or 3-way jumper on the studs to be connected.

Step 3: Tighten the hex flange nuts to the required torque.

Notice: The jumpers are positioned under the ring cable lug to be connected.

The jumpers are designed for the rated current of the respective stud terminal block.

Cover



Cover:

The covers are snapped from the top into the provided locking mechanism of the stud terminal block. The covers can be shortened with a cutting tool. The covers can be mounted on one or both sides and ensure reliable protection against contact.

Testing


Subject to changes. Please also observe the further product documentation!



Testing

Voltage measurements can be performed directly on the studs. Thanks to the provided test slots, voltage measurements are also possible with mounted warning covers.

Marking



Marking

The stud terminal blocks can be labeled quickly and easily with the WMB Inline marking system. The markers are inserted into the receptacles provided for this purpose. The 2009-198 Marker Carrier allows marking strips to be used.

Subject to changes. Please also observe the further product documentation!