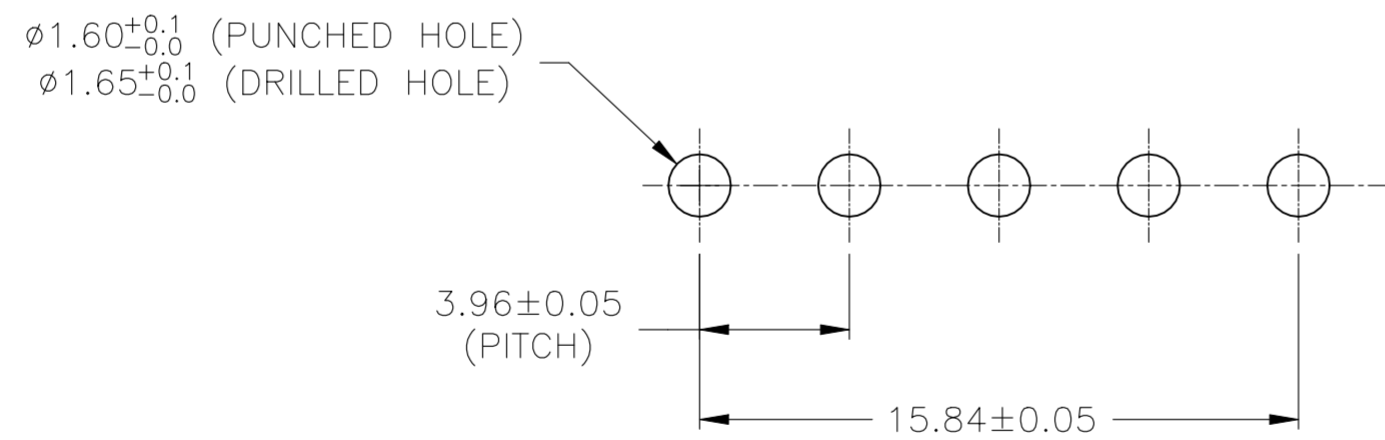
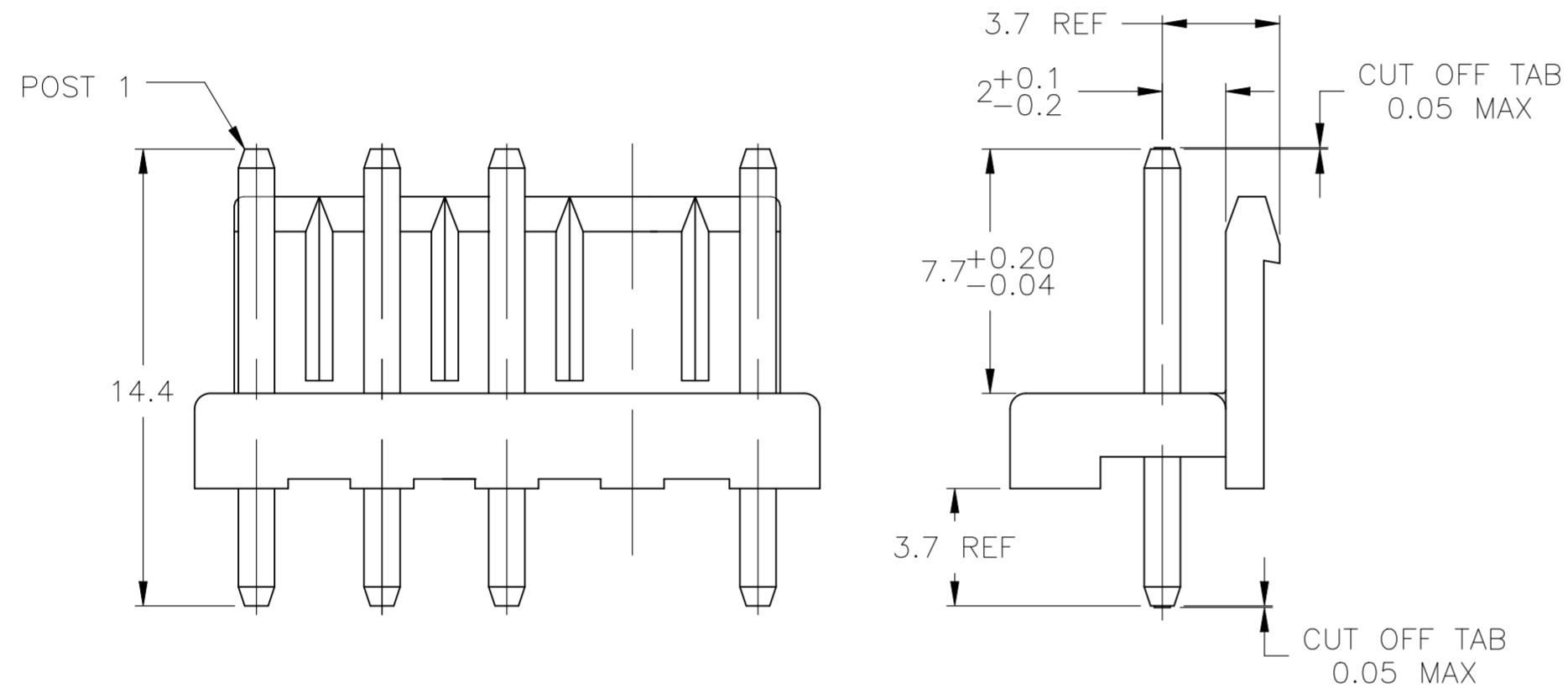
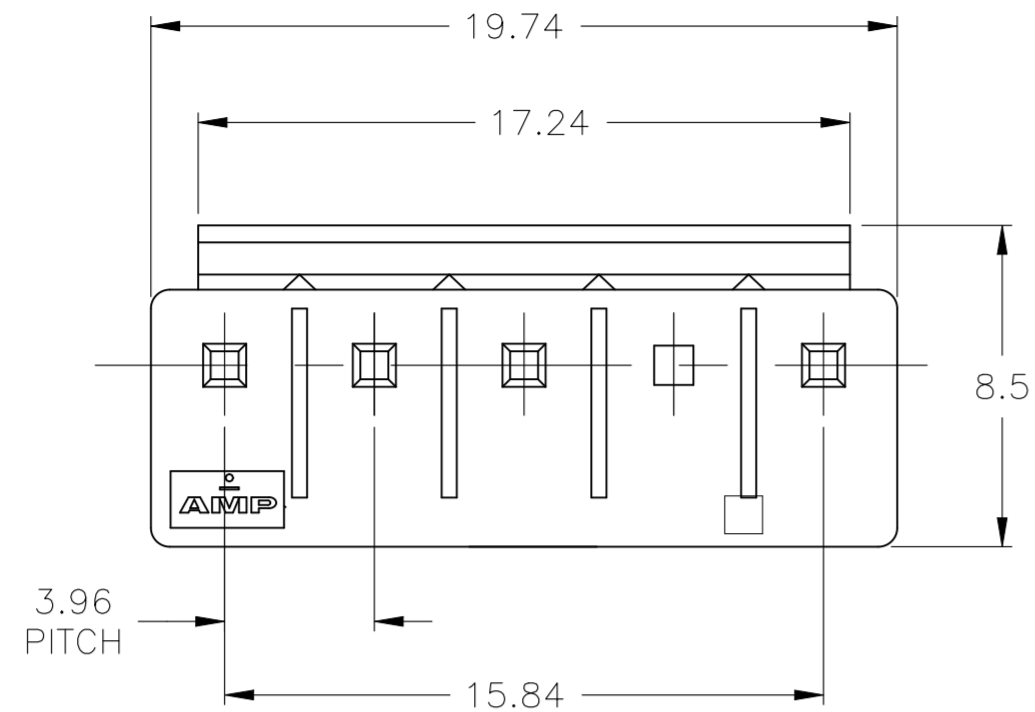
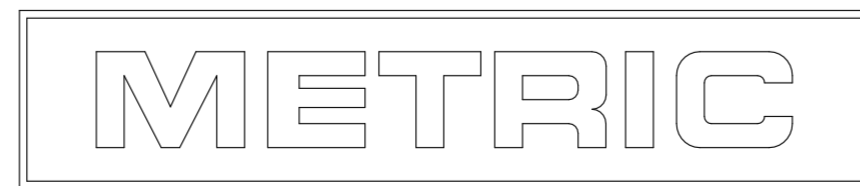


REVISIONS					
P	LTR	DESCRIPTION	DATE	DWN	APVD
C3		REVISED PER ECR-21-124255	21JAN2022	SS	DZ



PCB LAYOUT THICKNESS: 1.60

1744105-1 SHOWN



1 MATERIAL: HOUSING- PBT, NATURAL
 POST- BRASS, 1MICROMETER MIN TIN OVER
 0.8 MICROMETER MIN NICKEL.

2. RECOMMENDED MATING PART: *-1123722-*

3 O : WITH PIN,
 X : WITHOUT PIN.

0	0	0	0	0	GREEN	5	6-1744105-5
0	0	0	0	0	BLACK	5	5-1744105-5
0	0	0	0	0	RED	5	4-1744105-5
0	0	0	0	0	BLUE	5	3-1744105-5
0	0	0	0	0	YELLOW	5	2-1744105-5
0	0	X	0	0	NATURAL	5	1-1744105-6
0	X	0	X	0	GREEN	5	6-1744105-4
0	0	0	0	0	NATURAL	5	1-1744105-5
0	X	0	X	0	BLACK	5	5-1744105-4
0	X	0	X	0	RED	5	4-1744105-4
0	X	0	X	0	BLUE	5	3-1744105-4
0	X	0	X	0	YELLOW	5	2-1744105-4
0	X	0	X	0	NATURAL	5	1-1744105-4
0	0	0	0	X	BLUE	5	1744105-3
0	X	0	0	0	NATURAL	5	1744105-2
OBSOLETE	0	0	0	X	NATURAL	5	1744105-1

3	PIN POSITION					COLOR	NO. OF POSITIONS	ASSEMBLY PART NO.
	1	2	3	4	5			

THIS DRAWING IS A CONTROLLED DOCUMENT.

DIMENSIONS: mm	TOLERANCES UNLESS OTHERWISE SPECIFIED:	DWN K. WHITAKER 04JUN04	TE Connectivity
		CHK D. BOSSI 04JUN04	
		APVD D. BOSSI 04JUN04	NAME
		PRODUCT SPEC 108-5609	
		APPLICATION SPEC	HEADER ASSEMBLY, SPECIAL, OMITTED POST, 5 POSITION, ECONOMY POWER (EP)
MATERIAL	FINISH	WEIGHT 0.000000	SIZE A2
		CUSTOMER DRAWING	CAGE CODE 00779
			DRAWING NO C=1744105
			RESTRICTED TO
			SCALE N/A
			SHEET 1 OF 1
			REV C3