

Data sheet | Item number: 750-8212/025-000

Controller PFC200; 2nd Generation; 2 x ETHERNET, RS-232/-485; Ext. Temperature

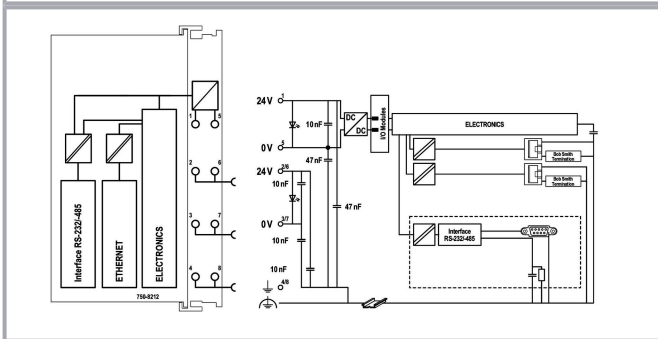
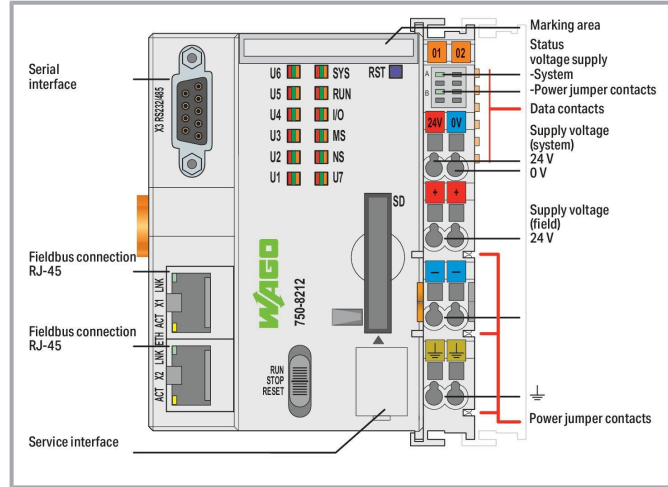


www.wago.com/750-8212/025-000



i Picture differs from the item.

Color: —



Subject to changes. Please also observe the further product documentation!

WAGO GmbH & Co. KG
Hansastr. 27
32423 Minden
Phone: +49571 887-0 | Fax: +49571 887-169
Email: info.de@wago.com | Web: www.wago.com

Do you have any questions about our products?
We are always happy to take your call at +49 (571) 887-44222.



PFC200 Communication Options Overview

CPU	On Board											Product extensions	Description	Item No. Standard	Ext. Temperature									
	Modbus (TCP, Modbus/RTU)**	PROFINET	PROFIBUS DP	PROFIBUS PA	RS-485	RS-232C	RS-422	RS-485	RS-232C	RS-422	Modbus RTU**	Int. Protocols				Modbus RTU**	Modbus RTU**	Modbus RTU**	Modbus RTU**	Modbus RTU**	Modbus RTU**	Modbus RTU**	Modbus RTU**	Modbus RTU**
Cortex AB; 1 GHz	M/S	M/S	M/S																			Controller PFC200; 2nd Generation; 4 x ETHERNET	750-8210	750-8210/025-000
Cortex AB; 1 GHz	M/S	M/S	M/S																			Controller PFC200; 2nd Generation; 2 x ETHERNET, 2 x SFP Ports	750-8211	
Cortex AB; 1 GHz	M/S	M/S	M/S																			Controller PFC200; 2nd Generation; 2 x ETHERNET, RS-232C-485	750-8212	750-8212/025-000
Cortex AB; 1 GHz	M/S	M/S	M/S																			Telecontrol Technology; Telecontrol Technology; EDO		750-8212/025-001 750-8212/025-002
Cortex AB; 1 GHz	M/S	M/S	M/S																			IBADiNet/IP	750-8212/000-100	
Cortex AB; 1 GHz	M/S	M/S	M/S																			Controller PFC200; 2nd Generation; 2 x ETHERNET, CAN, CANopen	750-8213	
Cortex AB; 1 GHz	M/S	M/S	M/S																			Controller PFC200; 2nd Generation; 2 x ETHERNET, RS-232C-485, CAN, CANopen	750-8214	
Cortex AB; 1 GHz	M/S	M/S	M/S																			Controller PFC200; 2nd Generation; 4 x ETHERNET, CAN, CANopen, USB	750-8215	
Cortex AB; 1 GHz	M/S	M/S	M/S																			Controller PFC200; 2nd Generation; 2 x ETHERNET, RS-232C-485, CAN, CANopen, PROFIBUS Slave	750-8216	750-8216/025-000
Cortex AB; 1 GHz	M/S	M/S	M/S																			Telecontrol Technology		750-8216/025-001
Cortex AB; 1 GHz	M/S	M/S	M*/S																			Controller PFC200; 2nd Generation; 2 x ETHERNET, RS-232C-485, Mobile Radio Module; EU version	750-8217	750-8217/025-000
Cortex AB; 1 GHz	M/S	M/S	M*/S																			Global version	750-8217/000-000	750-8217/025-000
Cortex AB; 600 MHz	M/S	S	M																			Controller PFC200; 2 x ETHERNET, RS-232C-485, CAN, CANopen, PROFIBUS Master	750-8208	750-8208/025-000
	M/S	S	M																			Telecontrol Technology		750-8208/025-001

M: Master, S: Slave; *requires an additional license; **in preparation; ***WagoAppPfcModbus Library

Item description

The PFC200 Controller is a compact PLC for the modular WAGO I/O System. Besides network and fieldbus interfaces, the controller supports all digital, analog and specialty modules found within the 750/753 Series.

Two ETHERNET interfaces and an integrated switch enable line topology wiring.

An integrated Webserver provides user configuration options, while displaying PFC200 status information.

Besides the processing industry and building automation, typical applications for the PFC200 include standard machinery and equipment control (e. g., packaging, bottling and manufacturing systems, as well as textile, metal and wood processing machines).

Advantages:

- Programming per IEC 61131-3
- Programmable via CODESYS 3.5 with FW23 and above
- Programmable via WAGO-I/O-PRO V2.3 or e!COCKPIT with FW22
- Direct connection of WAGO's I/O modules

Subject to changes. Please also observe the further product documentation!

WAGO GmbH & Co. KG
 Hansastr. 27
 32423 Minden
 Phone: +49571 887-0 | Fax: +49571 887-169
 Email: info.de@wago.com | Web: www.wago.com

Do you have any questions about our products?
 We are always happy to take your call at +49 (571) 887-44222.



- 2 x ETHERNET (configurable), RS-232/485
- Linux operating system with RT-Preempt patch
- Configuration via CODESYS, *e!COCKPIT* or Web-Based Management interface
- Maintenance-free

Data

Technical data

Communication	Modbus TCP master/slave Modbus (UDP), WagoAppPlcModbus Library Modbus (RTU), WagoAppPlcModbus Library ETHERNET EtherNet/IP™ Adapter (slave) EtherNet/IP™ Scanner EtherCAT® Master OPC UA Server/Client OPC UA Pub/Sub (can be installed later) MQTT RS-232 serial interface RS-485 interface BACnet/IP, requires an additional license Telecontrol protocols, requires an additional license
ETHERNET protocols	DHCP DNS NTP FTP FTPS SNMP HTTP HTTPS SSH
Telecontrol protocols	IEC 60870 (additional license as slave or master) IEC 61850 (additional license as Client or Server) DNP3 (additional license as Slave or Master)
Visualization	Web-Visu Web Visu
Operating system	Real-time Linux (with RT-Preempt patch)
CPU	Cortex A8; 1 GHz
Programming languages per IEC 61131-3	Instruction List (IL) Ladder Diagram (LD) Function Block Diagram (FBD) Continuous Function Chart (CFC) Structured Text (ST) Sequential Function Chart (SFC)

Subject to changes. Please also observe the further product documentation!



Programming environment	CODESYS V3.5, from firmware release 23 <i>e!COCKPIT</i> (based on CODESYS V3), up to firmware release 22 WAGO-I/O-PRO V2.3 (based on CODESYS V2.3), up to firmware release 22
Configuration options	CODESYS V3 <i>e!COCKPIT</i> WAGO-I/O-CHECK Web-Based Management <i>e!RUNTIME</i> library CODESYS Library
Baud rate (communication/fieldbus 1)	10/100 Mbit/s
Baud rate	ETHERNET: 10/100 Mbit/s
Transmission medium (communication/fieldbus)	ETHERNET: Twisted Pair S-UTP; 100 Ω; Cat. 5; 100 m maximum cable length
Main memory (RAM)	512 MB
Internal memory (flash)	4096 MB
Non-volatile hardware memory	128 Kbytes
Program memory	CODESYS V2: 16 MB; CODESYS V3: 32 MB
Data memory	CODESYS V2: 64 MB; CODESYS V3: 128 MB
Non-volatile software memory	128 Kbytes
Non-volatile software memory	128. Kbytes
Type of memory card	SD and SDHC up to 32 GB (all guaranteed properties only valid with WAGO Memory Card)
Memory card slot	Push-push mechanism; Cover lid (sealable)
Number of modules per node (max.)	250
Number of modules without a bus extension (max.)	64
Input and output process image (internal) max.	1000 words/1000 words
Input and output process image (Modbus®) max.	CODESYS V2: 1000 words/1000 words; CODESYS V3: 32000 words /32000 words
Indicators	LED (SYS, RUN, I/O, U1 ... U7) red/green/orange: Status of system, program, local data bus, status programmable by user (can be used via CODESYS library); LED (A, B) green: Status of system power supply, field supply
Supply voltage (system)	24 VDC (-25 ... +30 %); via pluggable connector (CAGE CLAMP® connection)
Input current (typ.) at nominal load (24 V)	550 mA
Total current (system supply)	1,700 mA
Supply voltage (actuator)	N/A N/A
Supply voltage (field)	24 VDC (-25 ... +30 %); via power jumper contacts
Current carrying capacity (power jumper contacts)	10 A
Number of outgoing power jumper contacts	3

Subject to changes. Please also observe the further product documentation!

WAGO GmbH & Co. KG
Hansastr. 27
32423 Minden
Phone: +49571 887-0 | Fax: +49571 887-169
Email: info.de@wago.com | Web: www.wago.com

Do you have any questions about our products?
We are always happy to take your call at +49 (571) 887-44222.



Isolation	500 V system/field
-----------	--------------------

Connection data

Connection technology: communication/fieldbus	Modbus (TCP, UDP): 2 x RJ-45; Modbus® RTU: 1 x D-sub 9 socket; RS-232 serial interface: 1 x D-sub 9 socket; RS-485 interface: 1 x D-sub 9 socket
Connection technology: system supply	2 x CAGE CLAMP®
Connection technology: field supply	6 x CAGE CLAMP®
Connection type 1	System/field supply
Solid conductor	0.08 ... 2.5 mm ² / 28 ... 14 AWG
Fine-stranded conductor	0.08 ... 2.5 mm ² / 28 ... 14 AWG
Strip length	8 ... 9 mm / 0.31 ... 0.35 inches
Connection technology: device configuration	1 x Male connector; 4-pole

Physical data

Width	78.6 mm / 3.094 inches
Height	100 mm / 3.937 inches
Depth	71.9 mm / 2.831 inches
Depth from upper-edge of DIN-rail	64.7 mm / 2.547 inches

Mechanical Data

Weight	214.6 g
Color	light gray
Housing material	Polycarbonate; polyamide 6.6
Conformity marking	CE

Environmental requirements

Ambient temperature (operation)	-20 ... +60 °C
Ambient temperature (storage)	-40 ... +85 °C
Protection type	IP20
Pollution degree	2 per IEC 61131-2
Operating altitude	without temperature derating: 0 ... 2000 m; with temperature derating: 2000 ... 5000 m (0.5 K/100 m); 5000 m (max.)
Relative humidity (without condensation)	95 %
Relative humidity (with condensation)	Short-term condensation per Class 3K6/IEC EN 60721-3-3 and E-DIN 40046-721-3, accounting for a temperature range of -20 to +60 °C (except for wind-driven precipitation, water and ice formation)

Subject to changes. Please also observe the further product documentation!

WAGO GmbH & Co. KG
 Hansastr. 27
 32423 Minden
 Phone: +49571 887-0 | Fax: +49571 887-169
 Email: info.de@wago.com | Web: www.wago.com

Do you have any questions about our products?
 We are always happy to take your call at +49 (571) 887-44222.



Mounting position	any
Mounting type	DIN-35 rail
Vibration resistance	4g per IEC 60068-2-6
Shock resistance	15g per IEC 60068-2-27
EMC immunity to interference	per EN 61000-6-2, marine applications
EMC emission of interference	per EN 61000-6-3, marine applications
Exposure to pollutants	Per IEC 60068-2-42 and IEC 60068-2-43
Fire load	2.549 MJ
Permissible H ₂ S contaminant concentration at a relative humidity 75 %	10 ppm
Permissible SO ₂ contaminant concentration at a relative humidity 75 %	25 ppm

Commercial data

eCl@ss 10.0	27-24-26-07
eCl@ss 9.0	27-24-26-07
ETIM 8.0	EC000236
ETIM 7.0	EC000236
PU (SPU)	1 pcs
Packaging type	box
Country of origin	DE
GTIN	4055143764575
Customs tariff number	85371091990

Environmental Product Compliance

CAS-No.	1303-86-2 1314-23-4 1317-36-8 693-98-1 7439-92-1 79-94-7
REACH Candidate List Substance	2,2',6,6'-tetrabromo-4,4'-isopropylidenediphenol 2-methylimidazole Diboron trioxide Lead Lead monoxide Perfluorobutane sulfonic acid (PFBS) and its salts Zirconium Oxide
RoHS Compliance Status	Compliant,With Exemption

Subject to changes. Please also observe the further product documentation!

WAGO GmbH & Co. KG
Hansastr. 27
32423 Minden
Phone: +49571 887-0 | Fax: +49571 887-169
Email: info.de@wago.com | Web: www.wago.com





Do you have any questions about our products?
We are always happy to take your call at +49 (571) 887-44222.



RoHS Exemption	6(c) 7(a) 7(c)-I 7(c)-II
SCIP notification number (Austria)	dc6a28ce-89d9-4409-a4d3-d99af866feb5
SCIP notification number (Belgium)	dab55007-6d5f-421c-993b-017c3e5a854b
SCIP notification number (Bulgaria)	7cc1e158-12c5-43ac-a1ba-f9c4998ad6c2
SCIP notification number (Czech Republic)	d1822218-b04e-426c-8bd3-84c3af81538e
SCIP notification number (Denmark)	b01b02c3-cc4b-4cff-aad8-b57f138e12f5
SCIP notification number (Finland)	ef2af1d4-249d-4434-ab74-5563c874834f
SCIP notification number (France)	6c715eff-f2fe-43ae-bf7f-fe5e728607fe
SCIP notification number (Germany)	dbb28799-6137-48ca-b7df-948dd029501c
SCIP notification number (Hungary)	061cc458-aea5-440f-bb4e-ae1b43008b1
SCIP notification number (Italy)	3dff422-6dff-4941-a78d-e0a5c8436f8c
SCIP notification number (Netherlands)	27bf4ec7-6683-4a88-b6d5-0570273e0107
SCIP notification number (Poland)	65a59b7c-b275-468b-a566-eca2ef47ebfb
SCIP notification number (Romania)	62f58701-d0c0-4f6a-8df7-000f48100db3
SCIP notification number (Sweden)	eef755d0-fffc-4db4-b7f3-f2195b19ac87

Approvals / Certificates

General approvals

Logo	Approval	Additional Approval Text	Certificate name
	CCC CNEX	CNCA-C23-01	2020312310000213 (Ex ec IIC T4 Gc)
	EAC Brjansker Zertifizierungsstelle	TP TC 020/2011	EAC RU C-DE.AM02. B.00087/19
	KC National Radio Research Agency	Article 58-2, Clause 3	MSIP-REM-W43- PFC750
	UL Underwriters Laboratories Inc. (ORDINARY LOCATIONS)	-	E175199

Approvals for marine applications

Logo	Approval	Additional Approval Text	Certificate name
	ABS	-	22-

Subject to changes. Please also observe the further product documentation!



American Bureau of Shipping

2227356-
PDABSH
Bundesamt fuer Seeschifffahrt und Hydrographie

1104

DNV
DNV Germany GmbH

DNV-CG-0339, Aug. 2021

TAA00001J4

Approvals for hazardous areas

Logo	Approval	Additional Approval Text	Certificate name
	ATEX TUEV Nord Cert GmbH	EN 60079-0	TUEV_14_ATEX_148929_X (II 3 G Ex ec IIC T4 Gc)
	CCC CNEX	CNCA-C23-01	2020312310000213 (Ex ec IIC T4 Gc)
	EAC Brjansker Zertifizierungsstelle	TP TC 012/2011	EAC RU C-DE.AM02.B.00163 /19 (2Ex e IIC T4 Gc X)
	IECEX TUEV Nord Cert GmbH	IEC 60079-0	IECEX TUN 14.0035 X (Ex ec IIC T4 Gc)
	INMETRO TÜV Rheinland do Brasil Ltda.	IEC 60079-0	BR-Ex_TÜV 12.1297 X
	UKEx WAGO GmbH & Co. KG	EN 60079-0	UKCA_WAGO22UKEX003X_ec
	UL Underwriters Laboratories Inc. (HAZARDOUS LOCATIONS)	UL 121201	E198726 Sec.1












Subject to changes. Please also observe the further product documentation!

WAGO GmbH & Co. KG
Hansastr. 27
32423 Minden
Phone: +49571 887-0 | Fax: +49571 887-169
Email: info.de@wago.com | Web: www.wago.com

Do you have any questions about our products?
We are always happy to take your call at +49 (571) 887-44222.

Optional accessories

Marking accessories

Marker carrier		
	Item no.: 750-103 Group marker carrier	www.wago.com/750-103
Marker		
	Item no.: 2009-145/000-006 Mini-WSB Inline; for Smart Printer; 1700 pieces on roll; stretchable 5 - 5.2 mm; plain; snap-on type; blue	www.wago.com/2009-145/000-006
	Item no.: 2009-145 Mini-WSB Inline; for Smart Printer; 1700 pieces on roll; stretchable 5 - 5.2 mm; plain; snap-on type; white	www.wago.com/2009-145
	Item no.: 2009-145/000-002 Mini-WSB Inline; for Smart Printer; 1700 pieces on roll; stretchable 5 - 5.2 mm; plain; snap-on type; yellow	www.wago.com/2009-145/000-002
	Item no.: 2009-145/000-007 Mini-WSB Inline; for Smart Printer; 1700 pieces on roll; stretchable 5 - 5.2 mm; plain; snap-on type; gray	www.wago.com/2009-145/000-007
	Item no.: 2009-145/000-005 Mini-WSB Inline; for Smart Printer; 1700 pieces on roll; stretchable 5 - 5.2 mm; plain; snap-on type; red	www.wago.com/2009-145/000-005
	Item no.: 2009-145/000-012 Mini-WSB Inline; for Smart Printer; 1700 pieces on roll; stretchable 5 - 5.2 mm; plain; snap-on type; orange	www.wago.com/2009-145/000-012
	Item no.: 2009-145/000-023 Mini-WSB Inline; for Smart Printer; 1700 pieces on roll; stretchable 5 - 5.2 mm; plain; snap-on type; green	www.wago.com/2009-145/000-023
	Item no.: 2009-145/000-024 Mini-WSB Inline; for Smart Printer; 1700 pieces on roll; stretchable 5 - 5.2 mm; plain; snap-on type; violet	www.wago.com/2009-145/000-024
	Item no.: 248-501/000-006 Mini-WSB marking card; as card; not stretchable; plain; snap-on type; blue	www.wago.com/248-501/000-006
	Item no.: 248-501/000-007 Mini-WSB marking card; as card; not stretchable; plain; snap-on type; gray	www.wago.com/248-501/000-007

Subject to changes. Please also observe the further product documentation!



Item no.: 248-501/000-002

Mini-WSB marking card; as card; not stretchable; plain; snap-on type; yellow

www.wago.com/248-501/000-002



Item no.: 248-501/000-012

Mini-WSB marking card; as card; not stretchable; plain; snap-on type; orange

www.wago.com/248-501/000-012



Item no.: 248-501

Mini-WSB marking card; as card; not stretchable; plain; snap-on type; white


www.wago.com/248-501



Item no.: 248-501/000-017

Mini-WSB marking card; as card; not stretchable; plain; snap-on type; light green

www.wago.com/248-501/000-017



Item no.: 248-501/000-005

Mini-WSB marking card; as card; not stretchable; plain; snap-on type; red

www.wago.com/248-501/000-005



Item no.: 248-501/000-024

Mini-WSB marking card; as card; not stretchable; plain; snap-on type; violet

www.wago.com/248-501/000-024



Item no.: 248-501/000-023

Mini-WSB marking card; as card; not stretchable; plain; snap-on type; green

www.wago.com/248-501/000-023

Group marker carrier



Item no.: 750-107

Group marker carrier

www.wago.com/750-107

System housing

System enclosure



Item no.: 850-814/002-000

IP65 enclosure; Sheet steel (RAL 7035); WxHxD (200x120x200 mm); without flange plate

www.wago.com/850-814/002-000



Item no.: 850-815/002-000

IP65 enclosure; Sheet steel (RAL 7035); WxHxD (300x120x200 mm); without flange plate

www.wago.com/850-815/002-000



Item no.: 850-816/002-000

IP65 enclosure; Sheet steel (RAL 7035); WxHxD (400x120x200 mm); without flange plate

www.wago.com/850-816/002-000



Item no.: 850-817/002-000

IP65 enclosure; Sheet steel (RAL 7035); WxHxD (600x120x200 mm); without flange plate

www.wago.com/850-817/002-000

Subject to changes. Please also observe the further product documentation!

WAGO GmbH & Co. KG

Hansastr. 27




32423 Minden

Phone: +49571 887-0 | Fax: +49571 887-169

Email: info.de@wago.com | Web: www.wago.com




Do you have any questions about our products?

We are always happy to take your call at +49 (571) 887-44222.

	Item no.: 850-825 IP65 enclosure; Aluminium (RAL 7032); WxHxD (160x100x160 mm); 9 x M12, 4 x M20	www.wago.com/850-825
	Item no.: 850-826 IP65 enclosure; Aluminium (RAL 7032); WxHxD (240x100x160 mm); 4 x M20, 4 x M16, 14 x M12 cable grip	www.wago.com/850-826
	Item no.: 850-827 IP65 enclosure; Aluminium (RAL 7032); WxHxD (320x100x160 mm); 4 x M20, 8 x M16, 17 x M12 cable grip	www.wago.com/850-827
	Item no.: 850-827/002-000 IP65 enclosure; Aluminium (RAL 7035); WxHxD (320x100x160 mm); 4 x M20, 8 x M16, 17 x M12 cable grip	www.wago.com/850-827/002-000
	Item no.: 850-826/002-000 IP65 enclosure; Aluminium (RAL 7035); WxHxD (240x100x160 mm); 4 x M20, 4 x M16, 14 x M12 cable grip	www.wago.com/850-826/002-000
	Item no.: 850-828/002-000 IP65 enclosure; Aluminium (RAL 7035); WxHxD (480x100x160 mm); 4 x M20, 10 x M16, 35 x M12 cable grip	www.wago.com/850-828/002-000
	Item no.: 850-828 IP65 enclosure; Aluminium (RAL 7032); WxHxD (480x100x160 mm); 4 x M20, 10 x M16, 35 x M12 cable grip	www.wago.com/850-828
	Item no.: 850-834 IP65 enclosure; Polyester (RAL 7032); WxHxD (164x100x164 mm); 9 x M12, 4 x M20	www.wago.com/850-834
	Item no.: 850-835 IP65 enclosure; Polyester (RAL 7032); WxHxD (244x100x164 mm); 4 x M20, 4 x M16, 14 x M12 cable grip	www.wago.com/850-835
	Item no.: 850-836 IP65 enclosure; Polyester (RAL 7032); WxHxD (324x100x164 mm); 4 x M20, 8 x M16, 17 x M12 cable grip	www.wago.com/850-836

Software

Basic version

	Item no.: 2759-101/1110-2005 e!COCKPIT; Multi-User License; 05 pcs	www.wago.com/2759-101/1110-2005
	Item no.: 2759-101/1110-2002 e!COCKPIT; Workstation License	www.wago.com/2759-101/1110-2002
	Item no.: 2759-101/1110-2015 e!COCKPIT; Multi-User License; 15 pcs	www.wago.com/2759-101/1110-2015

Subject to changes. Please also observe the further product documentation!



Item no.: 2759-101/1110-2020
e!COCKPIT; Multi-User License; 20 pcs

www.wago.com/2759-101/1110-2020



Item no.: 2759-101/1110-2010
e!COCKPIT; Multi-User License; 10 pcs

www.wago.com/2759-101/1110-2010



Item no.: 2759-101/1110-3000
e!COCKPIT; Site License

www.wago.com/2759-101/1110-3000



Item no.: 2759-101/1110-4000
e!COCKPIT; Buy-out License

www.wago.com/2759-101/1110-4000



Item no.: 759-333
WAGO-I/O-PRO

www.wago.com/759-333



Item no.: 759-333/000-923
WAGO-I/O-PRO; USB-Set

www.wago.com/759-333/000-923

Software applications




Item no.: 2759-206/261-1000
Application Energy Data Management; Single License; Online activation

www.wago.com/2759-206/261-1000




Item no.: 2759-207/271-1000
Visualization Energy Data Management; Single License; Online activation

www.wago.com/2759-207/271-1000




Item no.: 2759-120/1121-1000
e!COCKPIT MTP; Single License; Online activation

www.wago.com/2759-120/1121-1000



Item no.: 2759-208/211-1000
Library MTP; Single License; Online activation

www.wago.com/2759-208/211-1000



Item no.: 2759-203/211-1000
Library Power Plant Control; VDE-AR-N 4110 / 4120; Single License; Online activation

www.wago.com/2759-203/211-1000



Item no.: 2759-2101/271-1000
Visualization Lighting Management; S; Single License; Online activation






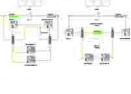








www.wago.com/2759-2101/271-1000



Item no.: 2759-2102/271-1000
Visualization Lighting Management; M; Single License; Online activation



www.wago.com/2759-2102/271-1000

Subject to changes. Please also observe the further product documentation!

	Item no.: 2759-2103/271-1000 Visualization Lighting Management; L; Single License; Online activation	www.wago.com/2759-2103/271-1000
	Item no.: 2759-2015/261-1000 Application Grid Gateway; Single License; Online activation	www.wago.com/2759-2015/261-1000
	Item no.: 2759-2110/261-1000 Application flexROOM; Single License; Online activation	www.wago.com/2759-2110/261-1000
	Item no.: 2759-241/261-1000 Application Weather Station; Single License; Online activation	www.wago.com/2759-241/261-1000
	Item no.: 2759-204/261-1000 Application Lighting Management; Single License; Online activation	www.wago.com/2759-204/261-1000
	Item no.: 2759-245/211-1000 Library Controller Redundancy Master; Single License; Online activation	www.wago.com/2759-245/211-1000
Other		
	Item no.: 2759-244/210-1000 Runtime; Room Automation; Macro; Single License	www.wago.com/2759-244/210-1000
Shield termination		
Shield clamping saddles		
	Item no.: 790-116 Shield clamping saddle; 19 mm wide; diameter of compatible conductor; 7 ... 16 mm	www.wago.com/790-116
	Item no.: 790-124 Shield clamping saddle; 27 mm wide; diameter of compatible conductor; 6 ... 24 mm	www.wago.com/790-124
	Item no.: 790-108 Shield clamping saddle; 11 mm wide; diameter of compatible conductor; 3 ... 8 mm	www.wago.com/790-108
	Item no.: 790-140 Shield clamping saddle; diameter of compatible conductor	www.wago.com/790-140
	Item no.: 790-216 Shield clamping saddle; 21.8 mm wide; 6 ... 16 mm	www.wago.com/790-216
	Item no.: 790-220 Shield clamping saddle; 30 mm wide; 6 ... 20 mm	www.wago.com/790-220
	Item no.: 790-208 Shield clamping saddle; 12.4 mm wide; 3 ... 8 mm	www.wago.com/790-208
Carrier rail		



Subject to changes. Please also observe the further product documentation!

Mounting accessories

	Item no.: 210-197 Steel carrier rail; 35 x 15 mm; 1.5 mm thick; 2 m long; slotted; similar to EN 60715; silver-colored	www.wago.com/210-197
	Item no.: 210-198 Copper carrier rail; 35 x 15 mm; 2.3 mm thick; 2 m long; unslotted; according to EN 60715; copper-colored	www.wago.com/210-198
	Item no.: 210-504 Steel carrier rail; 35 x 7.5 mm; 1 mm thick; 2 m long; slotted; galvanized; according to EN 60715; silver-colored	www.wago.com/210-504
	Item no.: 210-505 Steel carrier rail; 35 x 7.5 mm; 1 mm thick; 2 m long; unslotted; galvanized; according to EN 60715; silver-colored	www.wago.com/210-505
	Item no.: 210-506 Steel carrier rail; 35 x 15 mm; 1.5 mm thick; 2 m long; unslotted; galvanized; similar to EN 60715; silver-colored	www.wago.com/210-506
	Item no.: 210-508 Steel carrier rail; 35 x 15 mm; 1.5 mm thick; 2 m long; slotted; galvanized; similar to EN 60715; silver-colored	www.wago.com/210-508
	Item no.: 210-113 Steel carrier rail; 35 x 7.5 mm; 1 mm thick; 2 m long; unslotted; according to EN 60715; silver-colored	www.wago.com/210-113
	Item no.: 210-118 Steel carrier rail; 35 x 15 mm; 2.3 mm thick; 2 m long; unslotted; according to EN 60715; silver-colored	www.wago.com/210-118
	Item no.: 210-112 Steel carrier rail; 35 x 7.5 mm; 1 mm thick; 2 m long; slotted; according to EN 60715; "Hole width 25 mm; silver-colored	www.wago.com/210-112
	Item no.: 210-114 Steel carrier rail; 35 x 15 mm; 1.5 mm thick; 2 m long; unslotted; similar to EN 60715; silver-colored	www.wago.com/210-114
	Item no.: 210-115 Steel carrier rail; 35 x 7.5 mm; 1 mm thick; 2 m long; slotted; according to EN 60715; "Hole width 18 mm; silver-colored	www.wago.com/210-115
	Item no.: 210-196 Aluminum carrier rail; 35 x 8.2 mm; 1.6 mm thick; 2 m long; unslotted; similar to EN 60715; silver-colored	www.wago.com/210-196

Cables and pluggable connectors

Connector plug

	Item no.: 750-975 ETHERNET RJ-45 connector, IP20; ETHERNET 10/100 Mbit/s; for field assembly	www.wago.com/750-975
	Item no.: 750-978/000-012 Connector ETHERNET; RJ-45; Cat. 6A; straight; Code T568B; AWG 22; Strain relief	www.wago.com/750-978/000-012

Subject to changes. Please also observe the further product documentation!



Item no.: 750-979/000-012
Connector ETHERNET; RJ-45; Cat. 6A; angled; Code T568B; AWG 22; Strain relief

www.wago.com/750-979/000-012



Item no.: 750-978/000-021
Connector ETHERNET; RJ-45; Cat. 6A; straight; Code T568A; AWG 24; Strain relief

www.wago.com/750-978/000-021



Item no.: 750-979/000-022
Connector ETHERNET; RJ-45; Cat. 6A; angled; Code T568B; AWG 24; Strain relief

www.wago.com/750-979/000-022



Item no.: 750-978/000-022
Connector ETHERNET; RJ-45; Cat. 6A; straight; Code T568B; AWG 24; Strain relief

www.wago.com/750-978/000-022



Item no.: 750-979/000-011
Connector ETHERNET; RJ-45; Cat. 6A; angled; Code T568A; AWG 22; Strain relief

www.wago.com/750-979/000-011



Item no.: 750-979/000-021
Connector ETHERNET; RJ-45; Cat. 6A; angled; Code T568A; AWG 24; Strain relief

www.wago.com/750-979/000-021



Item no.: 750-977/000-011
Connector ETHERNET; RJ-45; Cat. 6A; straight; Code T568A; AWG 22

www.wago.com/750-977/000-011



Item no.: 750-978/000-011
Connector ETHERNET; RJ-45; Cat. 6A; straight; Code T568A; AWG 22; Strain relief

www.wago.com/750-978/000-011



Item no.: 750-977/000-022
Connector ETHERNET; RJ-45; Cat. 6A; straight; Code T568B; AWG 24

www.wago.com/750-977/000-022



Item no.: 750-977/000-012
Connector ETHERNET; RJ-45; Cat. 6A; straight; Code T568B; AWG 22

www.wago.com/750-977/000-012



Item no.: 750-977/000-021
Connector ETHERNET; RJ-45; Cat. 6A; straight; Code T568A; AWG 24

www.wago.com/750-977/000-021

Communication

Communication cable



Item no.: 750-923
Configuration cable; USB connector; Length: 2.5 m

www.wago.com/750-923

Subject to changes. Please also observe the further product documentation!



Item no.: 750-923/000-001
Configuration cable; USB connector; Length: 5 m

www.wago.com/750-923/000-001

Memory card

Memory card



Item no.: 758-879/000-001
Memory Card SD; SLC-NAND; 2 GByte; Temperature from -40 to 90 °C

www.wago.com/758-879/000-001



Item no.: 758-879/000-2108
Memory Card SD; pSLC-NAND; 8 GB; Temperature range: -40 to 90°C

www.wago.com/758-879/000-2108

Downloads

Documentation

Manual

System Manual WAGO I/O System 750/753 Decentralized Automation Technology	V 3.3.0 2023 May 4	pdf 8.8 MB	Download
Product Manual PFC200 G2 2ETH RS Controller PFC200; 2nd Generation; 2 x ETHERNET, RS-232/-485	1.6.1 2023 Apr 19	pdf 5.1 MB	Download
Migration Guide Migration from e!COCKPIT projects to CODESYS V3.5	V 1.2.0 2023 Apr 13	pdf 4.5 MB	Download
Product Manual OPC UA Mapping Editor	V 1.1.0 2022 Mar 11	pdf 3.4 MB	Download
e!RUNTIME EtherCAT® Master	V 1.1.1 2019 Dec 17	pdf 879.5 kB	Download
Cyber Security for Controller PFC100 / PFC200	V 1.0.0 2019 Oct 31	pdf 4.9 MB	Download
Product Manual WAGO MODBUS Master Configurator for configuration of MODBUS networks in WAGO-I/O-PRO (CODESYS)	V 1.1.0	pdf 1.8 MB	Download
OPC-UA Mapping Editor Online Help HTML		URL	Download
System Manual Series 750/753 Online HTML		URL	Download

Subject to changes. Please also observe the further product documentation!



Migration Guide from e!COCKPIT projects to CODESYS V3.5
Online Help (HTML)

[URL](#) [Download](#)

Bid Text

750-8212/025-000 X81 - Datei	2019 Feb 19	xml 9.9 kB	Download
---------------------------------	-------------	---------------	----------

750-8212/025-000 docx - Datei	2018 Nov 21	docx 22.5 kB	Download
----------------------------------	-------------	-----------------	----------

Instruction Leaflet

CCC Ex (Additional information) WAGO-I/O-SYSTEM *750-****/*	2023 Apr 26	pdf 163.6 kB	Download
--	-------------	-----------------	----------

Tutorial

Set IP address with Ethernet Settings In this video we are demonstrating how you can set a IP address with Ethernet Settings. Content: 00:27 – Chapter #1 Download and install software; 00:56 – Chapter #2 Open Ethernet Settings; 01:10 – Chapter #3 Establish serial Connection; 01:34 – Chapter #4 Set IP address; 02:10 – Chapter #5 Check IP address	3.0 2017 Dec 18	mp4 88.3 MB	Download
---	--------------------	----------------	----------

Establish connection to a controller using SSH In this video we are demonstrating how to establish a SSH connection with a controller using for example PuTTY to be able to work with the LINUX console. Contents: 0:21 Download and install the SSH client; 0:40 Establish the SSH connection; 0:50 Log on to the Controller	1.0 2017 Aug 5	mp4 29.0 MB	Download
--	-------------------	----------------	----------

System Description

Overview on WAGO-I/O-SYSTEM 750 approvals		pdf 789.0 kB	Download
---	--	-----------------	----------

Controller PFC100/200, General Product Information		pdf 592.5 kB	Download
--	--	-----------------	----------

Additional Information

Disposal and Recycling Electrical and electronic equipment, Batteries, Packaging	V 1.1.0 2022 Aug 18	pdf 2.2 MB	Download
---	------------------------	---------------	----------

WAGO OPC UA Server	V 1.1.0 2021 Jan 28	pdf 1.2 MB	Download
--------------------	------------------------	---------------	----------

Subject to changes. Please also observe the further product documentation!



Application Notes

Application Note CoDeSys 2.3

Application Note Data Plotter	2023-06-01 2023 Jun 1	zip 6.7 MB	Download
-------------------------------	--------------------------	---------------	----------

The Data Plotter is a Web application that can be used as a visualization tool for the data logger in CODESYS V2.3 and e!COCKPIT. It allows the user to graphically display data captured by the data logger library (WAGO_Datalogger_02.lib for CODESYS V2.3 and WagoAppDatalogger for e!COCKPIT from V1.2.100.6023).

Application Note: MpBus_03 Library	2020-08-14 2020 Aug 14	zip 526.0 kB	Download
------------------------------------	---------------------------	-----------------	----------

This Application Note explains how a WAGO fieldbus controller sets up communication to the MP-bus actuators via the MP-bus master module (750-643).

Application Note Library WagoDatalogger_02	2020-05-20 2020 May 20	zip 1.3 MB	Download
--	---------------------------	---------------	----------

This application note describes the use of the WagoDatalogger_02.lib library. Up to 80 analog or digital signals can be recorded.

Application note Cloud Connectivity	2019-09-17 2019 Sep 17	zip 4.1 MB	Download
-------------------------------------	---------------------------	---------------	----------

This application note explains how the WAGO controllers PFC100 and PFC200 can communicate with cloud services like Microsoft Azure (WAGO Cloud), Amazon AWS and IBM Bluemix. Data could be send to the cloud and commands could receive from the cloud. The libraries WagoLibCloud for WAGO-I/O-PRO V2.3 and WagoAppCloud for e!COCKPIT are used.

Application note for installing a MySQL-Server on a PFC-Controller	1.0.4 2019 May 16	zip 4.5 MB	Download
--	----------------------	---------------	----------

This Application Note explains how a MySQL-Server can be set up and used on a PFC 200. The Application shows how measurement values of the 3-Phase Power Measurement Module can be written into a database.

Application note: DALI 753-647 Configuration Interface	1.0.2 2019 Apr 29	zip 3.1 MB	Download
--	----------------------	---------------	----------

This application note describes the WAGO DALI Configurator, the integration of the DALI visualization for configuring various sensor types and the implementation in a program.

Connection of Thermokon Multi-function room control units WRF 08	10.04.2019 2019 Apr 10	zip 876.4 kB	Download
--	---------------------------	-----------------	----------

The fundamental way of carrying out the communication between the WAGO I/O System and the multi-function room operating panel (WRF08 RS485 Modbus) from Thermokon is described in this application note.

Connection of Thermokon Multi-function room control units WRF 06	10.04.2019 2019 Apr 10	zip 845.9 kB	Download
--	---------------------------	-----------------	----------

The fundamental method of setting up communication between the WAGO I/O System and the multi-function room operating panel (WRF06 RS485 Modbus) from Thermokon is described in this application note.

HART Tool Routing via ETHERNET with 750-820x/750-88x and CODESYS 2.3 (a116120)	1.0.0	pdf	Download
--	-------	-----	----------

Subject to changes. Please also observe the further product documentation!

WAGO GmbH & Co. KG
Hansastr. 27
32423 Minden
Phone: +49571 887-0 | Fax: +49571 887-169
Email: info.de@wago.com | Web: www.wago.com

Do you have any questions about our products?
We are always happy to take your call at +49 (571) 887-44222.



<p>This application note describes how to set up asset management systems, which facilitate simple, efficient configuration of HART field devices.</p> <p>With the Cerabar PMC51 (Endress+Hauser) as an example, a connection is established from any HART sensor to a WAGO PROFIBUS Controller and a WAGO ETHERNET Fieldbus Coupler. The configuration is made with the asset management software WAGOframe, PACTware und FieldCare.</p>	2019 Mar 22	3.9 MB	
<p>HVAC System Macros</p> <p>WAGO provides system macros for HVAC applications that are based on Building_HVAC_03.lib.</p>	10.03.2017 2019 Mar 15	zip 13.6 MB	Download
<p>Using the web visualization with Java™ runtime environment (JRE, JVM) 7 update 51 (7u51) (a500690)</p> <p>Oracle announced an update (7u51) for their Java™ runtime environment for the 14th of January 2014 which might have an impact on the use of the WAGO web visualization with Controller, PERSPECTO CP devices and WAGO-IO-IPCs. For more details please have a look into our application note.</p>	1.2.4 2019 Feb 26	zip 5.0 MB	Download
<p>Anbindung der HKW-Elektronik Wetterprognose-Station WS-K xx T ModBus</p> <p>Dieser Anwendungshinweis beschreibt, wie die Kommunikation zwischen dem WAGO-I/O-System und einer HKW-Elektronik Wetterprognose-Station Kompakt realisiert werden kann.</p>	1.1 2017 Jul 7	zip 781.1 kB	Download
<p>Application Note: DMX_02</p> <p>This application note describes how a DMX master for DMX device control can be performed via 750-652 serial interface.</p>	26.04.2017 2017 Apr 26	zip 751.0 kB	Download
<p>GRUNDFOS GENIbus interface, application note</p> <p>This application note describes how communication between the WAGO-I/O-SYSTEM and the Grundfos MAGNA series circulation pumps can be performed via GENIbus interface.</p>	20.03.2017 2017 Mar 20	zip 286.6 kB	Download
<p>Application Note: EnOcean_06 Library</p> <p>This application note describes how communication between the WAGO-I/O-SYSTEM and different EnOcean wireless sensors can be implemented using the EnOcean_06.lib library.</p>	30.11.2016 2016 Nov 30	zip 842.0 kB	Download
<p>Application Note Library ModuleAccess_01</p> <p>These instructions describe the use of the ModuleAccess_01.lib library using 4 examples.</p>	05.01.2016 2016 Jan 29	zip 1.0 MB	Download
<p>Anwendungshinweis für die Steuerung eines Iigus robotlink</p> <p>Der Anwendungshinweis beschreibt anhand einer Demoapplikation die Steuerung eines Iigus robotlink® Roboterarms mit sechs Achsen. Als Steuerung wird ein Wago PFC200 (Art.-Nr. 750-8202) verwendet.</p>	12.11.2015 2015 Nov 12	zip 1.3 MB	Download

Subject to changes. Please also observe the further product documentation!



<p>HLK-Anlagenmakros für TRIC</p> <p>In dieser Zip-Datei finden Sie Vorlagen und Makros für die Planungssoftware TRIC. TRIC ist ein Werkzeug für Planer und Errichter von HLK-Anlagen, das den Richtlinien der VOB, VDI und DIN EN ISO entspricht.</p>	<p>2015-07-10 2015 Jul 10</p>	<p>zip 76.8 MB</p>	<p>Download</p>
<p>Application Note for the 750-494 3-Phase Power Measurement Module</p> <p>The application note for the 3-Phase Power Measurement Module 750-494 shows how the measured values of the power measurement module can be read. It is also shown how the power module can be configured using the WAGO-I/O-PRO- V2.3 visualization tool.</p>	<p>24.01.2014 2014 Nov 11</p>	<p>zip 1.7 MB</p>	<p>Download</p>
<p>Application Note for the 750-495 3-Phase Power Measurement Module</p> <p>The application note for the 3-Phase Power Measurement Module 750-495 shows how the measured values of the power measurement module can be read. It is also shown how the power module can be configured using the WAGO-I/O-PRO- V2.3 visualization tool.</p>	<p>24.01.2014 2014 Jan 24</p>	<p>zip 1.8 MB</p>	<p>Download</p>
<p>Connection of a Thermokon Thanos SR L MODBUS room control unit to the WAGO-I/O-SYSTEM</p> <p>The fundamental method of setting up communication between the WAGO I/O System and the Thanos SR L MODBUS room operating panel from Thermokon is described in this application note.</p>	<p>02.05.2013 2013 May 13</p>	<p>zip 313.2 kB</p>	<p>Download</p>
<p>Connection of DMX devices to the WAGO-I/O-SYSTEM via the ArtNet-DMX STAGE-PROFI 1.1</p> <p>This application note describes connecting the ArtNet-DMX STAGE-PROFI 1.1 to the WAGO-I/O-SYSTEM. The ArtNet-DMX STAGE-PROFI 1.1 can be operated as a DMX master and a DMX slave.</p>	<p>11.01.2013 2013 Jan 11</p>	<p>zip 1.5 MB</p>	<p>Download</p>
<p>Application Note PowerMeasurement_03 Library</p> <p>This application note describes how current, voltage, effective power, power factor and energy consumption can be measured using 3-phase power measurement modules (750-493).</p>	<p>19.01.2011 2012 Mar 19</p>	<p>zip 954.5 kB</p>	<p>Download</p>
<p>Application Note Weather Station Elsner P03 Modbus</p> <p>This application note describes how communication can be set up between the WAGO I/O System and the ELSNER P03/3 weather station with a Modbus interface.</p>	<p>01.12.2011 2011 Oct 28</p>	<p>zip 275.6 kB</p>	<p>Download</p>
<p>Application Note Connecting with an iPod Touch</p> <p>This Application Note explains the basic procedures for access to the WAGO Ethernet Controller 750-8xx or the WAGO Ethernet Coupler 750-3xx using an iPod Touch.</p>	<p>30.03.2011 2011 Oct 28</p>	<p>zip 439.1 kB</p>	<p>Download</p>
<p>Application Note Scheduler_03.lib</p> <p>This application note describes different applications of the Scheduler_03.lib library.</p>	<p>20.05.2011 2011 May 20</p>	<p>zip 1.8 MB</p>	<p>Download</p>

Subject to changes. Please also observe the further product documentation!



Application Note e!COCKPIT

Application Note Data Plotter The Data Plotter is a Web application that can be used as a visualization tool for the data logger in CODESYS V2.3 and e!COCKPIT. It allows the user to graphically display data captured by the data logger library (WAGO_Datalogger_02.lib for CODESYS V2.3 and WagoAppDatalogger for e!COCKPIT from V1.2.100.6023).	2023-06-01 2023 Jun 1	zip 6.7 MB	Download
e!COCKPIT Application Note WAGO Visualization Datalogger (a2022005) WAGO Visualization Datalogger is a Web application that can be used as a visualization tool for the recorded data of the datalogger library (WAGOAppDatalogger). WAGO Visualization Datalogger does not replace the datalogger but is rather a supplementary function. It is an HTML/Javascript application available via the Webserver on the controller. The user launches the Web application in a browser.	20230505 2023 May 5	zip 4.1 MB	Download
e!COCKPIT Anwendungshinweis HVAC BACnet Macros (a2021010) Basierend auf der Bibliothek WagoAppBuildingHVAC_BACnet stellt WAGO in dem Bereich Heizung, Lüftung und Klimatisierung verschieden HLK-Anlagenmakros mit BACnet-Anbindung zur Verfügung.	1.3.0 2023 Feb 27	zip 69.2 MB	Download
e!COCKPIT application note WagoAppCloud This application note explains how the WAGO controllers PFC100 and PFC200 can communicate with cloud services like Microsoft Azure (WAGO Cloud), Amazon AWS and IBM Bluemix. Data could be send to the cloud and commands could receive from the cloud. The library WagoAppCloud for e!COCKPIT is used.	2022-11-04 2022 Nov 4	zip 2.7 MB	Download
e!COCKPIT Application Note OPC UA Client (a2022001) In this application note, an example project for using the "WagoSysOpcuaClient" library is provided. The WagoSysOpcuaClient library provides the customer with function blocks to connect to one or more OPC UA servers, to read and write data points. The function blocks were developed in accordance with PLCopen-OPC-UA-Client for IEC 61131-3 (Document Version 1.1).	1.0.0 2022 Apr 5	zip 1.4 MB	Download
SNMP Communication (a500850) This application note explains how the WAGO controllers PFC100 and PFC200 can communicate via SNMP: Sending traps / inform notifications, creating an MIB and using the controller as an SNMP agent. To do so, the SNMP-specific libraries for WAGO-I/O-PRO V2.3 and e!COCKPIT are used.	1.1.0 2020 Feb 20	zip 3.8 MB	Download
eCOCKPIT application note installation MySQL-Server This Application Note explains how a MySQL-Server can be set up and used on a PFC 200. The Application shows how measurement values of the 3-Phase Power Measurement Module can be written into a database.	1.0.3 2019 Sep 9	pdf 1.9 MB	Download
HART Tool Routing via ETHERNET with 750-820x and e!RUNTIME (a116130) Subject to changes. Please also observe the further product documentation!			



This application note describes how to set up asset management systems, which facilitate simple, efficient configuration of HART field devices. With the Cerabar PMC51 (Endress+Hauser) as an example, a connection is established from any HART sensor to a WAGO PROFIBUS Controller and a WAGO ETHERNET fieldbus coupler. The configuration is made with the asset management software WAGOframe, PACTware und FieldCare.	1.0.0 2019 Mar 22	pdf 2.9 MB	Download
--	----------------------	---------------	----------

Libraries

Library

WAGO_Datalogger_02.lib The FbDatalogger function block logs entries from up to 80 channels at an interval of min. one second in a CSV file.	2.7 2020 May 20	zip 678.8 kB	Download
ModuleAccess_01.lib The ModuleAccess_01 library provides both module configuration and access to its process data within a CoDeSys project without the use of WAGO I/O Check.	1.8.7 2020 Jan 27	zip 2.2 MB	Download
Library WagoLibCloud_02.lib Die Bibliothek dient zur Kommunikation des WAGO Controller PFC100 und PFC200 mit Cloud Diensten wie Microsoft Azure (WAGO Cloud), Amazon AWS and IBM Bluemix. Daten können zur Cloud gesendet und Kommandos von der Cloud empfangen werden.	2.2.4 2020 Jan 21	zip 57.6 kB	Download
WagoConfigToolLIB The library WagoConfigToolLIB.lib library provides function blocks for accessing the device configuration (e.g., network settings, data and time, ongoing services).	1.0.0 2013 Oct 8	pdf 349.1 kB	Download
WagoLibDiagnosticIDs This library is used to take part in an internal diagnostics protocol via an IEC-61131 application. You can define your own IDs and provide your own texts for this. You can also transmit your own diagnostics IDs. Diagnostics generated in this manner are saved in the system log and displayed in text form, for example, in the WBM.	1.0.0	pdf 298.2 kB	Download
WagoLibNetSnmpManager The "WagoLibNetSnmpManager.lib" library is used to implement SNMP manager functions. This makes it possible to access other SNMP agents as well as call and modify OIDs via an IEC program.	1.1.0	pdf 1.1 MB	Download
WagoLibCpuUsage This library enables you to determine the CPU load (usage).	1.0.0	pdf 265.7 kB	Download
WagoLibLed	1.0.0	pdf 516.5 kB	Download

Subject to changes. Please also observe the further product documentation!



This library contains function blocks that can be used for control and querying of the user LEDs and for querying of the status LEDs. Depending on the device design, not all of the user or status LEDs may be provided.

Engineering-Software

e!COCKPIT

e!COCKPIT	1.11.2.0	zip	Download
Register at no cost and test our engineering software for 30 days.	2023 Apr 24	4.1 GB	

Configuration and Commissioning Software

(759-316) WAGO Ethernet Settings / Serie 750	06.18.01.01	zip	Download
	2023 Feb 28	27.3 MB	
WAGO-IO-PRO Demo-Version (759-912) / Serie 750, 758 und 762	V 2.3.9.68	zip	Download
Für ein Firmwareupdate können Sie sich jederzeit an den Support wenden.	2022 Feb 17	125.5 MB	

Desktop Application

WAGUpload		URL	Download
WAGUpload is a stand-alone PC software for transferring, backing up and restoring PLC applications on WAGO 750 Series controllers.			

CODESYS V3 with WAGO DSP

CODESYS Development System V3 including WAGO Device Support Package		URL	Download
---	--	-----	----------

Have you not yet installed CODESYS Development System V3? Would you like to program WAGO controllers? Then you've come to the right place!

With CODESYS Development System V3, you program according to the IEC 61131-3 standard. The software enables graphical and textual programming. Create visualizations with the integrated visualization editor.

You benefit from several WAGO libraries that support your application.

You can find it in our WAGO Download Center:

- CODESYS V3.5.x, 64-bit
- WAGO-Plugins
- WAGO libraries
- Device firmware
- Device description for WAGO controllers
- ...as well as other WAGO tools and add-ons

WAGO DSP for CODESYS V3

WAGO Device Support Package for CODESYS Development System V3

Subject to changes. Please also observe the further product documentation!

WAGO GmbH & Co. KG
 Hansastr. 27
 32423 Minden
 Phone: +49571 887-0 | Fax: +49571 887-169
 Email: info.de@wago.com | Web: www.wago.com

Do you have any questions about our products?
 We are always happy to take your call at +49 (571) 887-44222.



[URL](#) [Download](#)

WAGO Device Support Package for CODESYS Development System V3

Have you already installed CODESYS Development System V3 (min. V3.5.17.3) and only need WAGO libraries and device descriptions for the WAGO controllers? Then you've come to the right place!

Use your CODESYS Development System V3 and expand it with the device descriptions of the WAGO controllers and several WAGO libraries.

You can find it in our WAGO Download Center:

- WAGO-Plugins
- WAGO libraries
- Device firmware
- Device descriptions for WAGO controllers
- ...sowie weitere WAGO-Tools und Add-ons

Runtime Software

GitHub: Linux® Toolchain

GitHub: Linux® Software Development Kit (SDK)

[URL](#) [Download](#)

With the PFC SDK, WAGO offers Linux® enthusiasts the opportunity to compile the PFC firmware themselves, and to expand it according to their own wishes.

The WAGO PFC SDK includes a Pengutronix build environment, optimized for the PFC, and the OSELAS Toolchain, which open up the following possibilities, among others:

- Expanding the firmware functions using open source packages like: Python, SQLite3, PHP, etc.
- Compiling their own C/C++ applications with direct or indirect bus access to the local bus, CANopen, or PROFIBUS.
- Compiling external libraries using CODESYS V2 to expand the PLC applications.
- There are detailed instructions for many of these tasks and ideas (see WAGO GitHub HowTo's).

Firmware

PFC200, Firmware Update für CoDeSys V3.5 WAGO_FW0750-821x_V040110_FW23	V 23 2023 Feb 24	zip 172.0 MB	Download
Image Update (SD Karte) PFC100/200 WAGO_FW0750-8xxx_V031010_IX22_SP1_I	V 22 SP1 2022 Dec 12	zip 210.8 MB	Download
WUP Update (WAGOuploadTool) PFC100/200 WAGO_FW0750-8xxx_V031010_IX22_SP1_W	V 22 SP1 2022 Dec 12	zip 208.5 MB	Download

Subject to changes. Please also observe the further product documentation!

WAGO GmbH & Co. KG
Hansastr. 27
32423 Minden
Phone: +49571 887-0 | Fax: +49571 887-169
Email: info.de@wago.com | Web: www.wago.com

Do you have any questions about our products?
We are always happy to take your call at +49 (571) 887-44222.



IoT/ Cloud

"Remote Access" Beta Software

"Remote Access" Beta Software Register for the beta version of "Remote Access" for the WAGO Cloud.	V 0.12.0.0 2020 Dec 6	ZIP 2.1 MB	Download
---	--------------------------	---------------	----------

CAD/CAE-Data

CAD data

2D/3D Models 750-8212/025-000	URL	Download
-------------------------------	-----	----------

CAE data

ZUKEN Portal 750-8212/025-000	URL	Download
-------------------------------	-----	----------

EPLAN Data Portal 750-8212/025-000	URL	Download
------------------------------------	-----	----------

Environmental Product Compliance

Compliance Search

Environmental Product Compliance 750-8212/025-000 Controller PFC200; 2nd Generation; 2 x ETHERNET, RS-232/-485; Ext. Temperature	URL	Download
---	-----	----------

Installation Notes

Product family

Controller 750
[Show all products from the family](#)

Subject to changes. Please also observe the further product documentation!