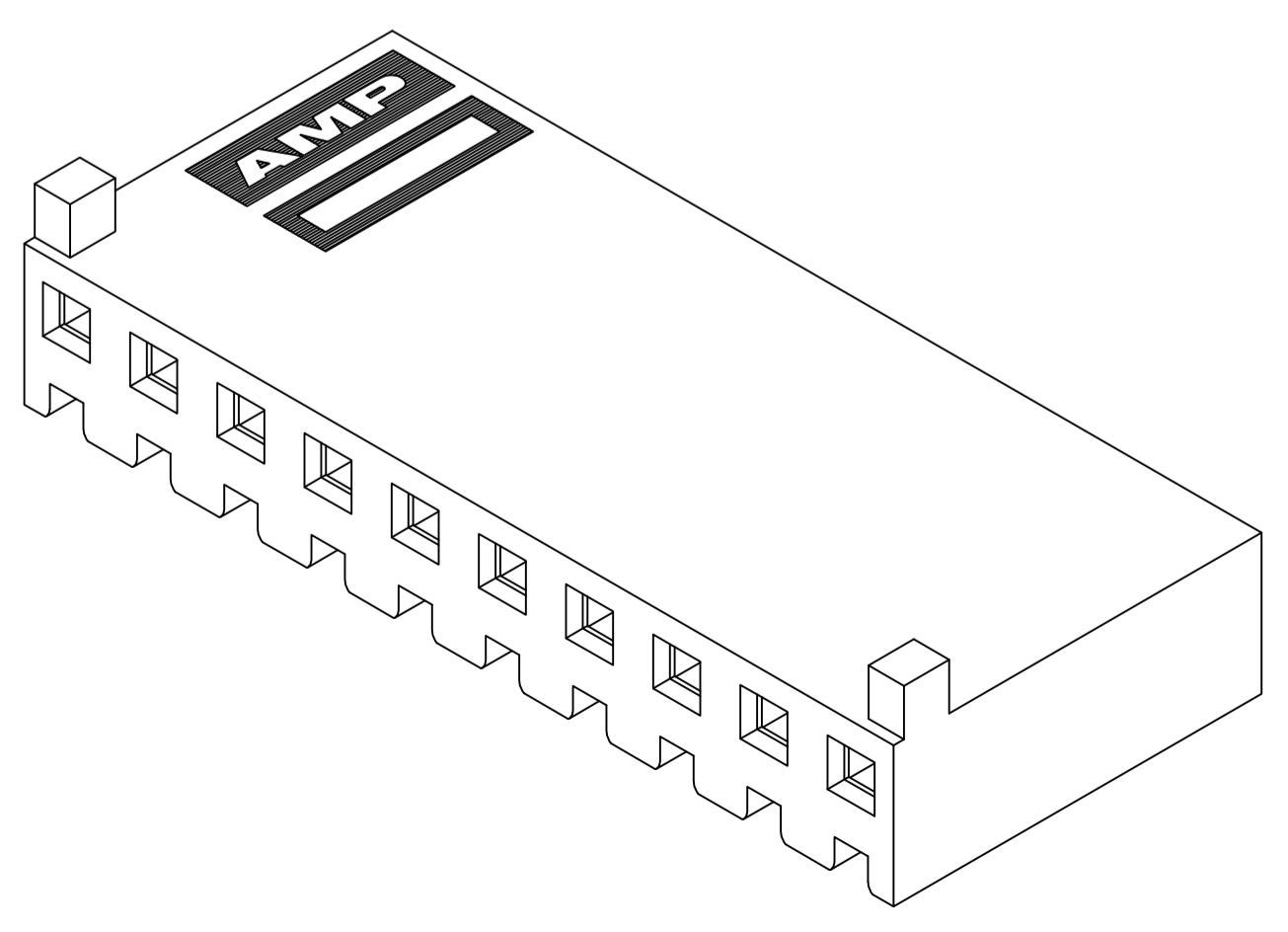
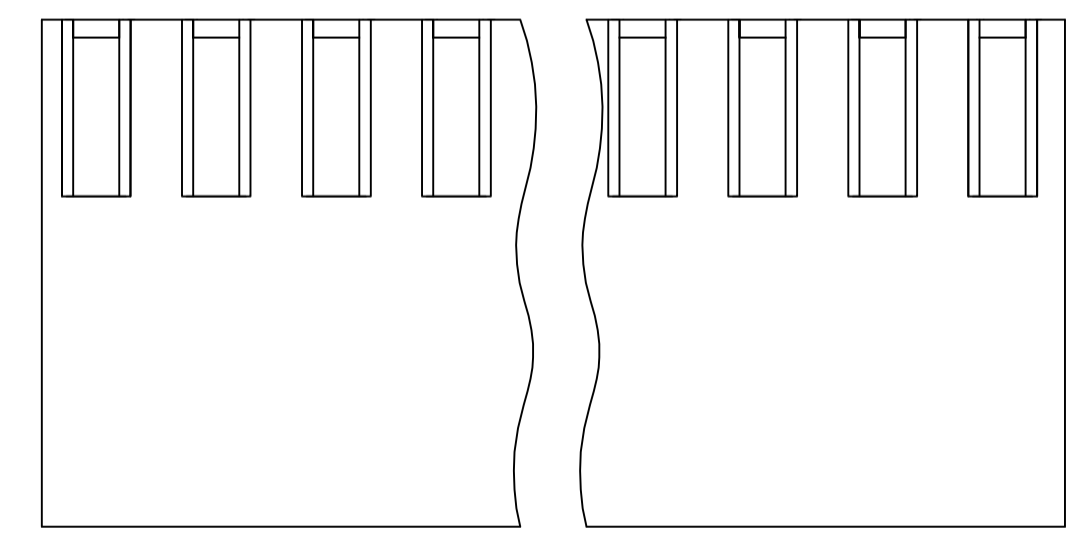
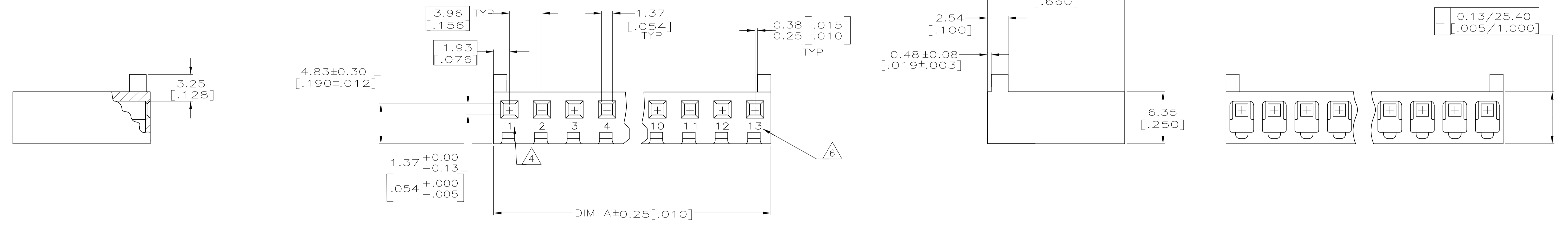
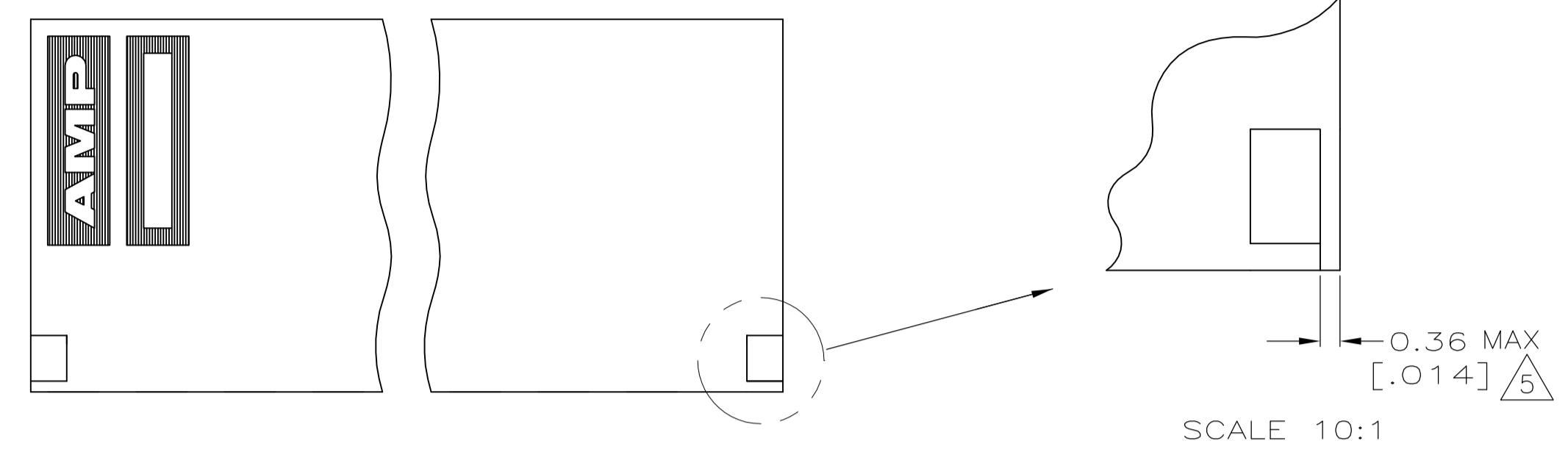


LOC		DIST		REVISIONS			
CM	54	REV	DATE	DESCRIPTION	DATE	BY	APPV
		D1		REVISED PER ECR-13-018918	04DEC13	JR	TM

- 1 UNIT ACCEPTS A 1.14[.045] SQUARE OR ROUND POST.
- 2 UNIT ACCEPTS STANDARD SL-156 CONTACTS.
- 3 UNIT ACCEPTS KEYING PLUG 640254-1 AND KEYING PIN 640255-1.
- 4 IDENTIFICATION NUMBER FOR ALL POSITIONS, OR FOR POSITION 1 ONLY, WILL BE LOCATED AS SHOWN.
- 5 OPTIONAL CONSTRUCTION, BOTH ENDS.
- 6 LAST CIRCUIT IDENTIFICATION IS OPTIONAL.
- 7 DIMENSIONS IN BRACKETS ARE IN INCHES.



3-DIMENSIONAL MODEL NTS

1-770996-3 SHOWN

DIM A	NO OF POSN	PART NUMBER
59.44[2.340]	15	1-770996-5
51.49[2.027]	13	1-770996-3
47.52[1.871]	12	1-770996-2
31.62[1.245]	8	770996-8
19.74[.777]	5	770996-5

THIS DRAWING IS A CONTROLLED DOCUMENT.		DIN 7-30-92		K. SALMON	
DIMENSIONS: mm [INCHES]		TOLERANCES UNLESS OTHERWISE SPECIFIED:		CHK 7-30-92	
0 PLC ± -		1 PLC ± -		R. SWING	
1 PLC ± -		2 PLC ± -		F. BEILES 8-3-92	
2 PLC ± -		3 PLC ± 0.13 [.005]		NAME	
3 PLC ± -		4 PLC ± -		PRODUCT SPEC	
4 PLC ± -		ANGLES ± -		APPLICATION SPEC	
MATERIAL NYLON,UL 94V-0 NATURAL		FINISH -		SIZE CAGE CODE DRAWING NO	
				A1 00779 C=770996	
				RESTRICTED TO	
				CUSTOMER DRAWING	
				SCALE 4:1 SHEET 1 OF 1 REV D1	

