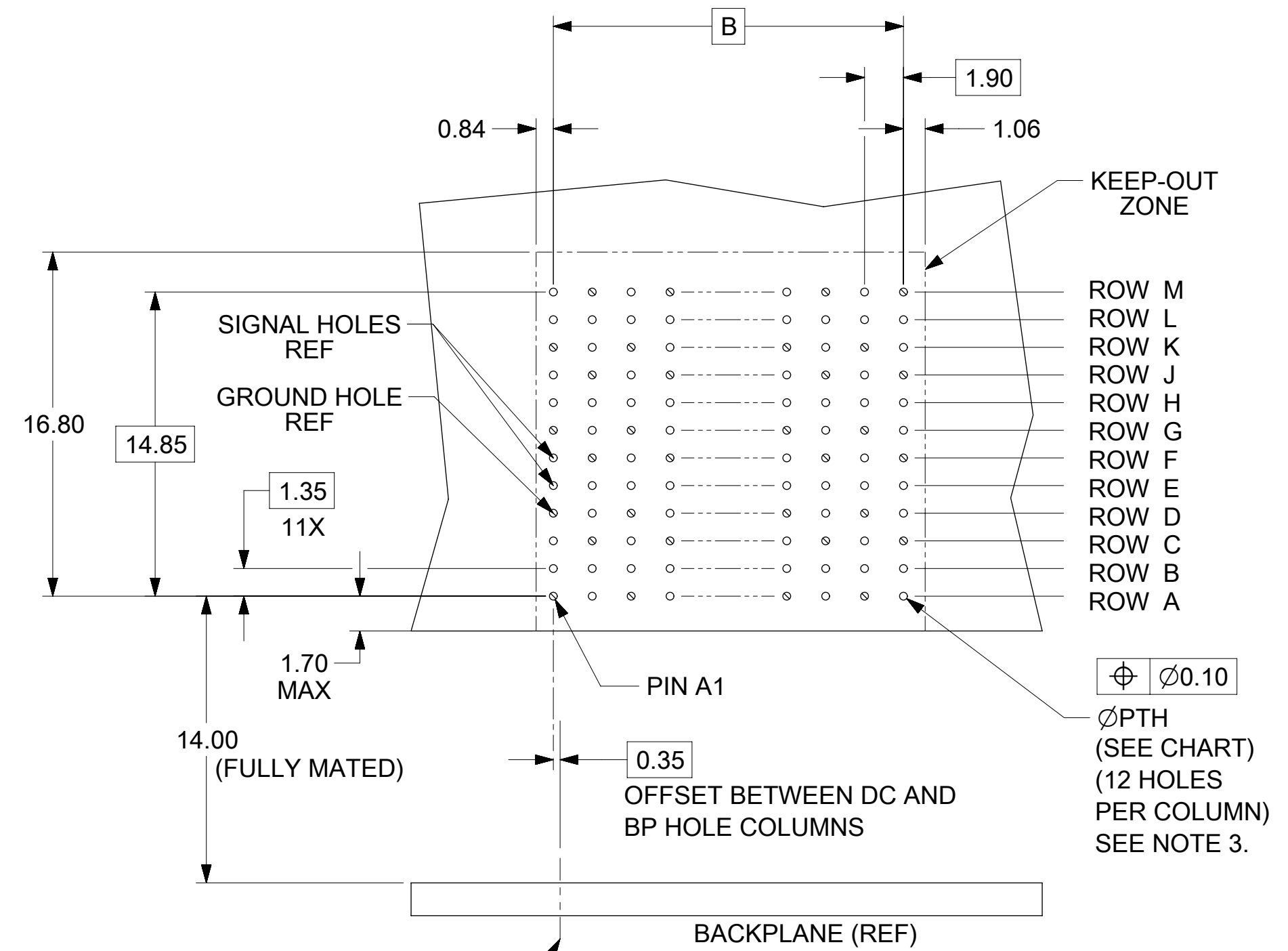
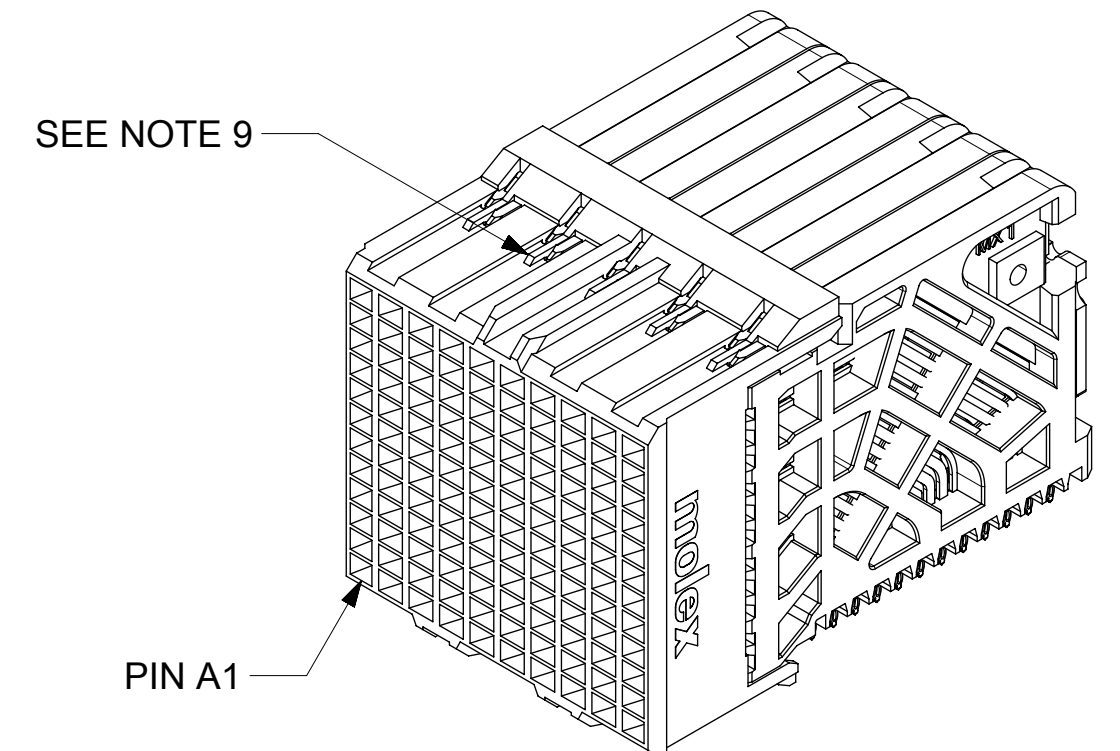
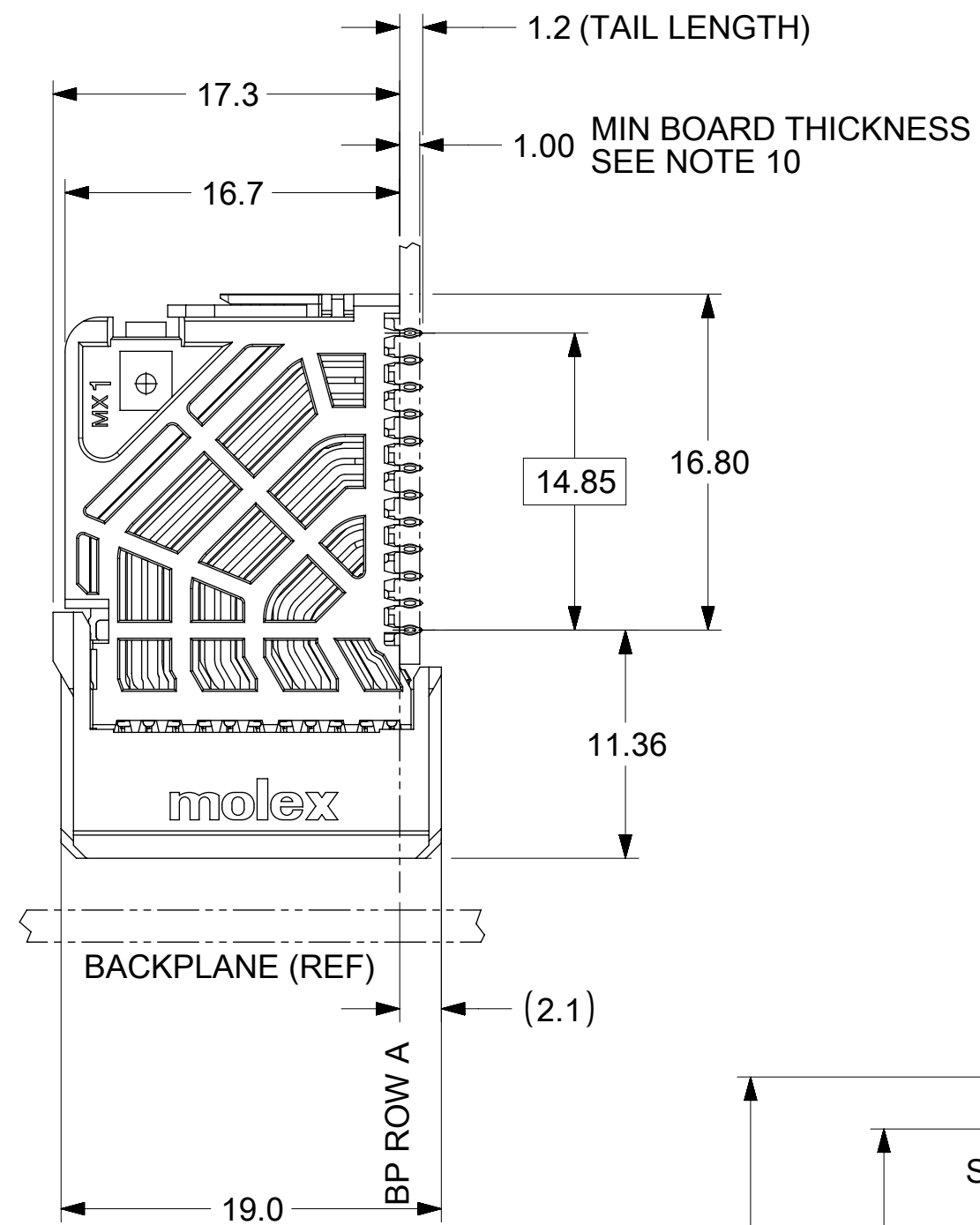


SEE NOTE 11



- NOTES:
1. MATERIALS: HOUSING - LIQUID CRYSTAL POLYMER (LCP), GLASS-FILLED, UL94V-0
TERMINALS - HIGH PERFORMANCE COPPER ALLOY
 2. FINISH: 30µIN MIN GOLD IN CONTACT AREA. SELECTIVE TIN
ON PCB TAILS. NICKEL OVERALL.
 3. REFER TO MOLEX PRODUCT SPEC PS-76060-999 FOR PERFORMANCE SPECIFICATIONS
AND ADDITIONAL PCB INFORMATION.
 4. EACH SIGNAL WAFER CONTAINS 2 COLUMNS OF TERMINALS.
 5. PRODUCT IS PACKAGED PER PK-70873-610.
 6. THIS PART CONFORMS TO CLASS B REQUIREMENTS OF COSMETIC SPEC PS-45499-002.
 7. REFER TO MOLEX SALES DRAWING SD-76155-001 FOR THE MATING HEADERS AND
SD-76500-001 FOR THE MATING RAM CONNECTORS.
 8. REFER TO MOLEX PCB ROUTING GUIDE AS-76060-990 FOR ANTIPAD AND ROUTING
RECOMMENDATIONS.
 9. PART NUMBER 76160-1020 SHOWN ON DRAWING. KEYING FEATURES WILL CHANGE
WITH COLUMN SIZE.
 10. MINIMUM BOARD THICKNESS IS 1.00 mm FOR COMPLIANT PIN FUNCTIONALITY.
 11. MARKING: LOCATED APPROXIMATELY AS SHOWN. PART NUMBER AND DATE CODE.

DAUGHTERCARD HOLE PATTERN
(CONNECTOR SIDE)

THIS DRAWING CONTAINS INFORMATION THAT IS PROPRIETARY TO MOLEX ELECTRONIC TECHNOLOGIES, LLC AND SHOULD NOT BE USED WITHOUT WRITTEN PERMISSION											
DIMENSION UNITS		SCALE		CURRENT REV DESC: MIGRATED TO NX							
mm		NTS		<p>IMPACT 100 OHM DC 4 PAIR SIGNAL MODULE UNGUIDED SALES DRAWING</p> <p>PRODUCT CUSTOMER DRAWING</p>							
GENERAL TOLERANCES (UNLESS SPECIFIED)											
ANGULAR TOL ± 0.5°											
4 PLACES ±											
3 PLACES ±											
2 PLACES ± 0.13											
1 PLACE ± 0.25				EC NO: 622030		DRWN: SKRISHNAMU01		2019/07/29			
0 PLACES ±				CHK'D: PRAMASWAMY		2019/08/07		APPR: SHONG		2019/08/08	
DRAFT WHERE APPLICABLE MUST REMAIN WITHIN DIMENSIONS				THIRD ANGLE PROJECTION		DRAWING		SERIES		DOCUMENT NUMBER	
				C-SIZE		76160		SD-76160-001		DOC TYPE DOC PART REVISION	
								MATERIAL NUMBER		CUSTOMER	
								SEE CHART		GENERAL MARKET	
								SHEET NUMBER		1 OF 2	

MATERIAL NUMBER	# OF COLUMNS	# OF DIFF PAIR	DIM "A" MAX	DIM "B"	PTH ϕ
76160-*006	6	24	11.40	9.50	0.46 ± 0.05
76160-*008	8	32	15.20	13.30	
76160-*010	10	40	19.00	17.10	
76160-*016	16	64	30.40	28.50	
76160-*036	6	24	11.40	9.50	0.39 ± 0.05
76160-*038	8	32	15.20	13.30	
76160-*020	10	40	19.00	17.10	
76160-*026	16	64	30.40	28.50	

76160-*0**

1 = OPEN LEAD-FREE

OF COLUMNS

- 06 = 6 COL 0.46 PTH
- 08 = 8 COL 0.46 PTH
- 10 = 10 COL 0.46 PTH
- 16 = 16 COL 0.46 PTH
- 20 = 10 COL 0.39 PTH
- 26 = 16 COL 0.39 PTH
- 38 = 8 COL 0.39 PTH
- 36 = 6 COL 0.39 PTH

THIS DRAWING CONTAINS INFORMATION THAT IS PROPRIETARY TO MOLEX ELECTRONIC TECHNOLOGIES, LLC AND SHOULD NOT BE USED WITHOUT WRITTEN PERMISSION

DIMENSION UNITS		SCALE		CURRENT REV DESC: MIGRATED TO NX				molex							
mm		NTS													
GENERAL TOLERANCES (UNLESS SPECIFIED)				EC NO: 622030				IMPACT 100 OHM DC 4 PAIR SIGNAL MODULE UNGUIDED SALES DRAWING							
ANGULAR TOL $\pm 0.5^\circ$				DRWN: SKRISHNAMU01 2019/07/29											
4 PLACES \pm				CHK'D: PRAMASWAMY 2019/08/07											
3 PLACES \pm				APPR: SHONG 2019/08/08				PRODUCT CUSTOMER DRAWING							
2 PLACES ± 0.13				INITIAL REVISION:				DOCUMENT NUMBER							
1 PLACE ± 0.25				DRWN: JLAURX 2006/12/14				SD-76160-001							
0 PLACES \pm				APPR: JLAURX 2007/07/11				DOC TYPE DOC PART REVISION							
DRAFT WHERE APPLICABLE MUST REMAIN WITHIN DIMENSIONS				THIRD ANGLE PROJECTION		DRAWING		SERIES		MATERIAL NUMBER		CUSTOMER		SHEET NUMBER	
						C-SIZE		76160		SEE CHART		GENERAL MARKET		2 OF 2	

DOCUMENT STATUS	P1	RELEASE DATE	2019/08/08 22:00:43
-----------------	----	--------------	---------------------