

Connector set - HC-STA-B10PT-BWD-LS-M25-ELCAL - 1416355


Please be informed that the data shown in this PDF Document is generated from our Online Catalog. Please find the complete data in the user's documentation. Our General Terms of Use for Downloads are valid (<http://phoenixcontact.com/download>)



Connector set, number of positions: 10, material: Die-cast aluminum, salt water resistant, connection method: Push-in connection, connection cross section: AWG 26- 14



Key Commercial Data

| | |
|--------------|---|
| Packing unit | 1 pc |
| GTIN |  4 055626 071268 |
| GTIN | 4055626071268 |

Technical data

General

| | |
|----------------------------------|---|
| Number of positions | 10+PE |
| Type | B10 |
| Connection method | Push-in connection |
| Degree of protection for housing | IP66 |
| | IP67 |
| | 4 (UL 50e) |
| | 4X (UL 50e) |
| | 12 (UL 50e) |
| Connection method | Push-in connection |
| Rated voltage (III/3) | 500 V |
| Rated surge voltage | 6 kV |
| Rated current | 16 A |
| Conductor cross section | 0.14 mm ² ... 2.5 mm ² (with ferrule) |
| Connection cross section AWG | 26 ... 14 |
| External cable diameter | 11 mm ... 17 mm |
| Ambient temperature (operation) | -40 °C ... 100 °C |

Connector set - HC-STA-B10PT-BWD-LS-M25-ELCAL - 1416355

Technical data

General

| | |
|-------------------------------|---|
| Length of the assembly cutout | 65 mm |
| Width of the assembly cutout | 35 mm |
| Housing material | Die-cast aluminum, salt water resistant |
| Contact carrier material | PC |
| Locking latch material | PA |
| Integrated protective cover | no |

Standards and Regulations

| | |
|--|----|
| Flammability rating according to UL 94 | V0 |
|--|----|

Environmental Product Compliance



| | |
|------------|---|
| China RoHS | Environmentally Friendly Use Period = 50 |
| | For details about hazardous substances go to tab "Downloads", Category "Manufacturer's declaration" |

Drawings

Connector set - HC-STA-B10PT-BWD-LS-M25-ELCAL - 1416355

Schematic diagram

Schematic diagram

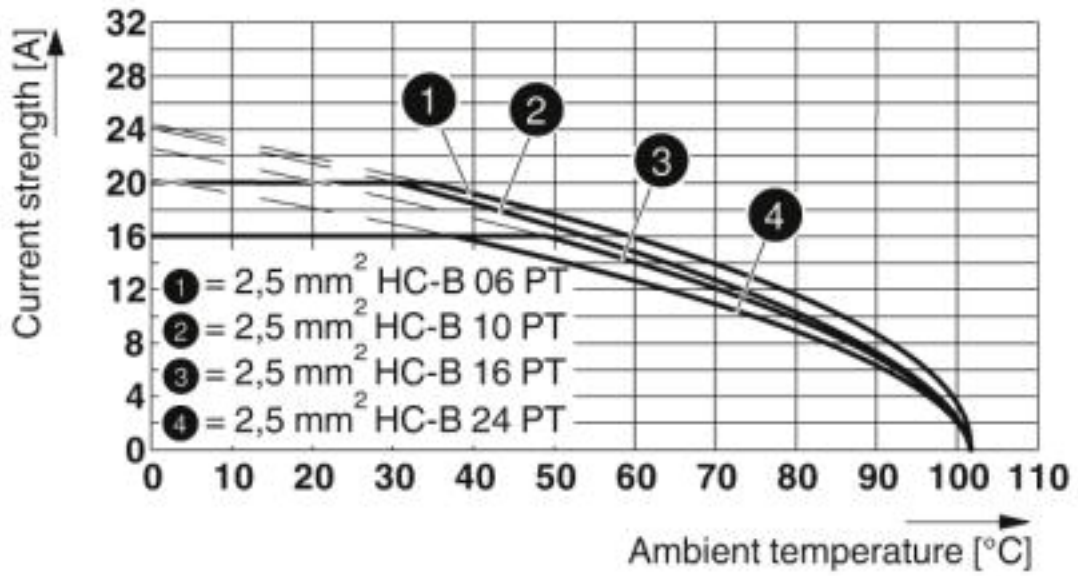


Pin assignment, connection side, pin

Pin assignment, connection side, socket

Connector set - HC-STA-B10PT-BWD-LS-M25-ELCAL - 1416355

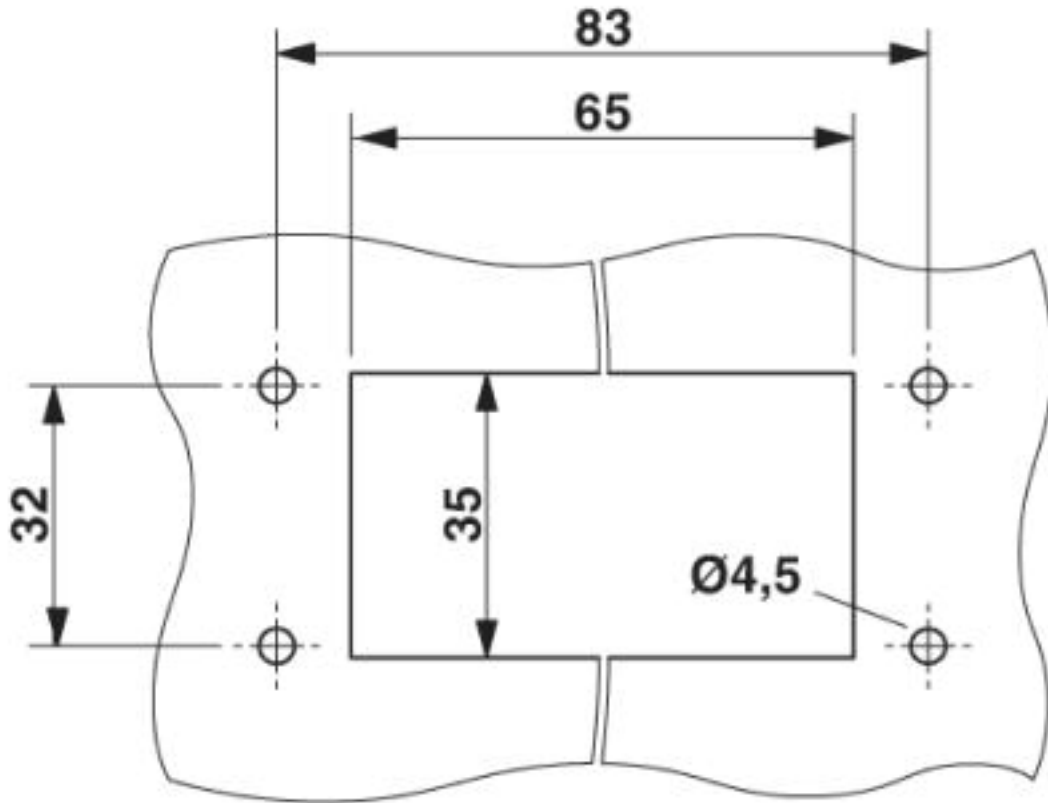
Diagram



Derating diagram

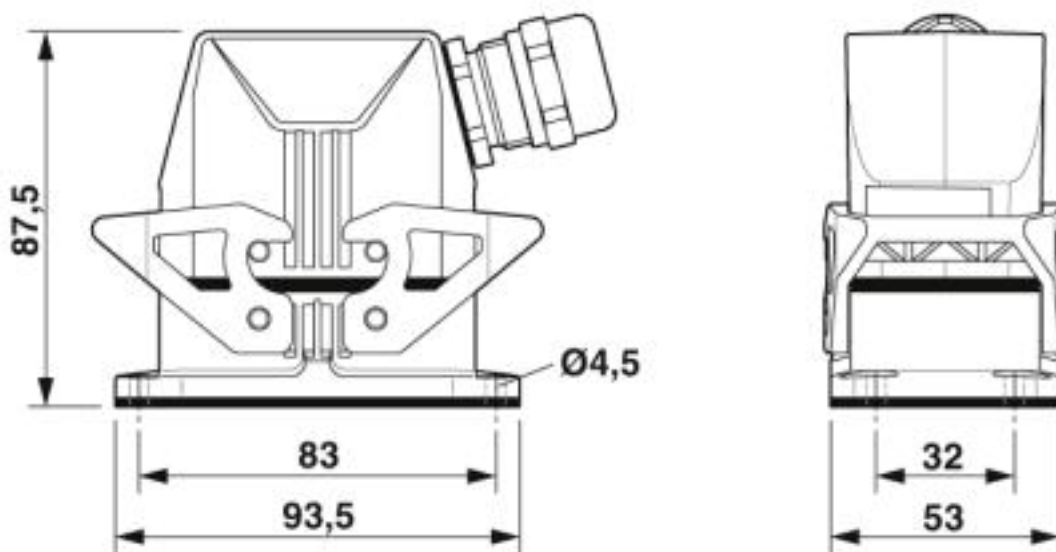
Connector set - HC-STA-B10PT-BWD-LS-M25-ELCAL - 1416355

Dimensional drawing



Mounting cutout

Dimensional drawing



Dimensional drawing

Connector set - HC-STA-B10PT-BWD-LS-M25-ELCAL - 1416355

Articles in set

Contact insert - HC-B10-I-PT-F - 1407729



HEAVYCON socket insert, B10 series, 10 + PE-pos., push-in connection

Contact insert - HC-B10-I-PT-M - 1407730



HEAVYCON pin insert, B10 series, 10 + PE-pos., push-in connection

Housing - HC-STA-B10-BWD-ELC-AL - 1411322



HEAVYCON B10 panel mounting base, with double locking latch, with flat gasket, salt-water-resistant aluminum, conductive profile gasket

Housing - HC-STA-B10-HLFD-1STM25-EL-AL - 1412617



Sleeve housing B10, for double locking latch, material: Die-cast aluminum, salt water resistant, cable outlets: 1, lateral, height: 57 mm, cable gland: none, support sleeve: no, 1x M25, Standard

Cable gland - G-INS-M25-M68N-NNES-S - 1411165



Cable gland, cable gland material: Nickel-plated brass, external cable diameter 11 mm ... 17 mm, shielding: no, connecting thread: M25 x 1.5, color: silver, with O-ring

Approvals

Approvals

Connector set - HC-STA-B10PT-BWD-LS-M25-ELCAL - 1416355


Approvals

Approvals

EAC / DNV GL

Ex Approvals

Approval details

| | | |
|-----|---|--------------------------|
| EAC |  | RU C- DE.AI30.B.01102 |
|-----|---|--------------------------|

| | | | |
|--------|---|---|------------|
| DNV GL |  | https://approvalfinder.dnvgl.com/ | TAE000037S |
|--------|---|---|------------|

Phoenix Contact 2019 © - all rights reserved
<http://www.phoenixcontact.com>

PHOENIX CONTACT GmbH & Co. KG
Flachsmarktstr. 8
32825 Blomberg
Germany
Tel. +49 5235 300
Fax +49 5235 3 41200
<http://www.phoenixcontact.com>