

Data sheet | Item number: 713-1414/107-000

THT male header, 2-row; 0.8 x 0.8 mm solder pin; straight; 100% protected against mismatching; Threaded flange; Pin spacing 3.5 mm; 28-pole; black



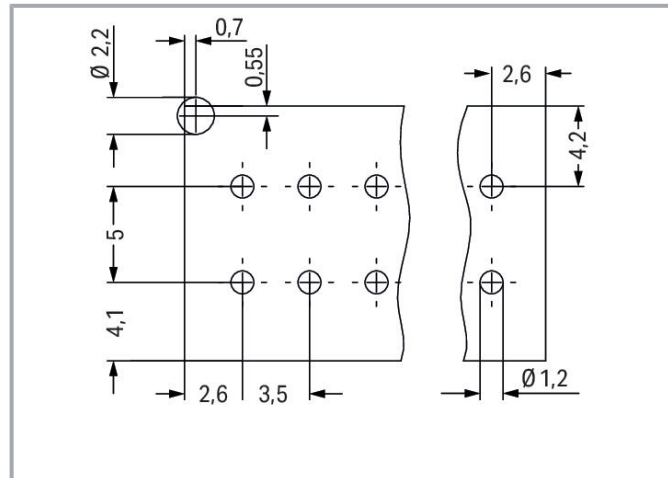
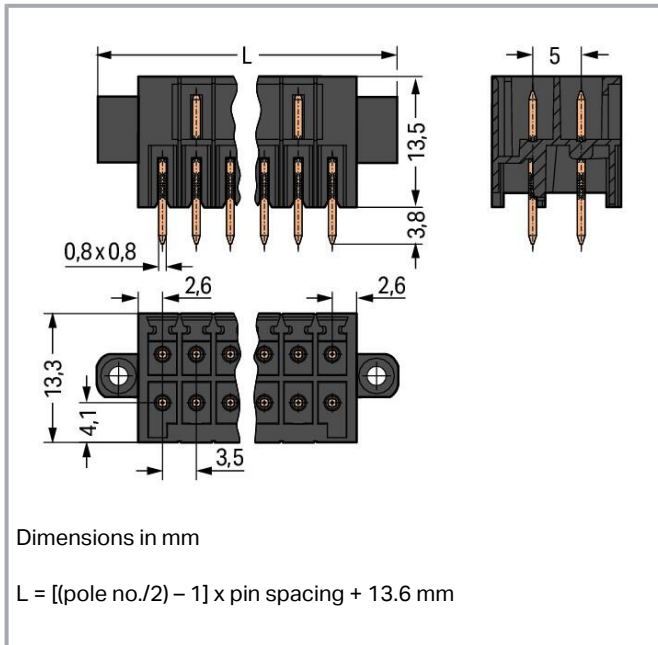
www.wago.com/713-1414/107-000



Subject to changes. Please also observe the further product documentation!

WAGO GmbH & Co. KG
Hansastr. 27
32423 Minden
Phone: +49571 887-0 | Fax: +49571 887-169
Email: info.de@wago.com | Web: www.wago.com

Do you have any questions about our products?
We are always happy to take your call at +49 (571) 887-44222.



Item description

- Male headers may be mounted horizontally or vertically via straight or angled solder pins
- Header housing is molded of THT-compatible insulation material for lead-free reflow soldering
- Separated pin slots prevent damage and make the headers touch-proof when unplugged
- 100% protected against mismatching
- Coding option available

Data

Notes

Safety information

The *MCS – MULTI CONNECTION SYSTEM* includes connectors without breaking capacity in accordance with DIN EN 61984. When used as intended, these connectors must not be connected /disconnected when live or under load. When used as intended, these connectors must not be connected/disconnected when live or under load. The circuit design should ensure header pins, which can be touched, are not live when unmated.

Variants:

Other pole numbers
 Other solder pin lengths
 Gold-plated or partially gold-plated contact surfaces
 Other versions (or variants) can be requested from WAGO Sales or configured at <https://configurator.wago.com/>.

Subject to changes. Please also observe the further product documentation!



Electrical data

Ratings per IEC/EN

Ratings per	IEC/EN 60664-1
Nominal voltage (III/3)	80 V
Rated impulse voltage (III/3)	2.5 kV
Rated voltage (III/2)	160 V
Rated impulse voltage (III/2)	2.5 kV
Nominal voltage (II/2)	250 V
Rated surge voltage (II/2)	2.5 kV
Rated current	10 A
Legend (ratings)	(III / 2) $\hat{=}$ Overvoltage category III / Pollution degree 2

Ratings per UL 1059

Approvals per	UL 1059
Rated voltage UL (Use Group B)	150 V
Rated current UL (Use Group B)	10 A
Rated voltage UL (Use Group C)	50 V
Rated current UL (Use Group C)	10 A

Ratings per CSA

Approvals per	CSA
Rated voltage CSA (Use Group B)	150 V
Rated current CSA (Use Group B)	12 A

Connection data

Total number of potentials	28
Number of connection types	1
Number of levels	2

Connection 1

Pole number	28
-------------	----

Physical data

Pin spacing	3.5 mm / 0.138 inches
Width	59.1 mm / 2.327 inches

Subject to changes. Please also observe the further product documentation!



Height	17.3 mm / 0.681 inches
Height from the surface	13.5 mm / 0.531 inches
Depth	13.3 mm / 0.524 inches
Solder pin length	3.8 mm
Solder pin dimensions	0.8 x 0.8 mm
Drilled hole diameter with tolerance	1.2 ^(+0.1) mm

Mechanical Data

Variable coding	Yes
Anti-rotation protection	Yes

Plug-in connection

Contact type (pluggable connector)	Male connector/plug
Connector (connection type)	for PCB
Mismating protection	Yes
Plugging without loss of pin spacing	No
Mating direction to the PCB	90 °
Locking of plug-in connection	Threaded flange

PCB contact

PCB contact	THT
Solder pin arrangement	over the entire male connector (in-line)
Number of solder pins per potential	1

Material Data

Note (material data)	Information on material specifications can be found here
Color	black
Material group	I
Insulation material	Polyphthalamide (PPA GF)
Flammability class per UL94	V0
Contact material	Electrolytic copper (E _{Cu})
Contact plating	Tin
Fire load	0.154 MJ
Weight	7.8 g

Subject to changes. Please also observe the further product documentation!



Environmental requirements

Limit temperature range	-60 ... +100 °C
Processing temperature	-35 ... +60 °C

Commercial data

Product Group	3 (Multi Conn. System)
eCl@ss 10.0	27-44-04-02
eCl@ss 9.0	27-44-04-02
ETIM 8.0	EC002637
ETIM 7.0	EC002637
PU (SPU)	20 pcs
Packaging type	box
Country of origin	PL
GTIN	4045454809034
Customs tariff number	85366990990

Environmental Product Compliance

CAS-No.	7439-92-1
REACH Candidate List Substance	Lead
RoHS Compliance Status	Compliant,With Exemption
RoHS Exemption	6(c)
SCIP notification number (Austria)	eddf320f-7f75-4ef8-b51c-2b903c61a565
SCIP notification number (Belgium)	613f8195-2f21-452b-a0ed-56ab5a221206
SCIP notification number (Bulgaria)	7b8cd571-658a-4c34-9311-8c002b1c6ebc
SCIP notification number (Czech Republic)	a3820b90-16fc-47a8-bed3-ea39b99193c8
SCIP notification number (Denmark)	a9080199-f414-4f21-8906-c279c0e9e1a7
SCIP notification number (Finland)	bb5763de-2c5a-40b3-808e-55e2c92231ac
SCIP notification number (France)	ad18e972-937c-447d-b744-671c43a6879b
SCIP notification number (Germany)	e1f073ed-a615-4be0-b500-3278299c244e
SCIP notification number (Hungary)	33942100-720a-47cb-8814-cb4c9051be10
SCIP notification number (Italy)	ccf62acb-0ab9-4171-9fa5-daba45918ef1
SCIP notification number (Netherlands)	444834d5-a715-4b0a-abb0-b738ffac0f2
SCIP notification number (Poland)	1fdf1d50-0387-4107-8f11-7dfe676429df
SCIP notification number (Romania)	83693888-c39c-4e02-813e-e069e9ac4c53
SCIP notification number (Sweden)	2adb008c-f4ca-41a9-b4f7-6f207aa2858f




Subject to changes. Please also observe the further product documentation!

WAGO GmbH & Co. KG
Hansastr. 27
32423 Minden
Phone: +49571 887-0 | Fax: +49571 887-169
Email: info.de@wago.com | Web: www.wago.com






Do you have any questions about our products?
We are always happy to take your call at +49 (571) 887-44222.

Approvals / Certificates

General approvals

Logo	Approval	Additional Approval Text	Certificate name
	CCA DEKRA Certification B.V.	EN 61984	2169947.01
	CCA DEKRA Certification B.V.	IEC 61984	NL-30980
	CSA DEKRA Certification B.V.	C22.2	2315087
	UR Underwriters Laboratories Inc.	UL 1059	E45172

Counterpart

	Item no.713-1114/107-000 1-conductor female connector, 2-row; CAGE CLAMP®; 1.5 mm ² ; Pin spacing 3.5 mm; 28-pole; 100% protected against mismatching; Screw flange; 1,50 mm ² ; black	www.wago.com/713-1114/107-000
	Item no.713-1114/107-047 1-conductor female connector, 2-row; CAGE CLAMP®; 1.5 mm ² ; Pin spacing 3.5 mm; 28-pole; 100% protected against mismatching; Screw flange; direct marking; 1,50 mm ² ; black	www.wago.com/713-1114/107-047
	Item no.713-1114/107-047/034-000 1-conductor female connector, 2-row; CAGE CLAMP®; 1.5 mm ² ; Pin spacing 3.5 mm; 28-pole; 100% protected against mismatching; Screw flange; Strain relief plate; direct marking; 1,50 mm ² ; black	www.wago.com/713-1114/107-047/034-000
	Item no.713-1114/107-9037/034-000 1-conductor female connector, 2-row; CAGE CLAMP®; 1.5 mm ² ; Pin spacing 3.5 mm; 28-pole; 100% protected against mismatching; Screw flange; Strain relief plate; direct marking; 1,50 mm ² ; black	www.wago.com/713-1114/107-9037/034-000
	Item no.713-1114/107-9037 1-conductor female connector, 2-row; CAGE CLAMP®; 1.5 mm ² ; Pin spacing 3.5 mm; 28-pole; 100% protected against mismatching; Screw flange; direct marking; 1,50 mm ² ; black	www.wago.com/713-1114/107-9037

Optional accessories

Coding
Coding

Subject to changes. Please also observe the further product documentation!



Item no.: 714-101
Coding key; orange

www.wago.com/714-101

Downloads

Documentation

Additional Information

Technical Section	2019 Apr 3	pdf	Download
Technical explanations		2.0 MB	

CAD/CAE-Data

CAD data

2D/3D Models 713-1414/107-000	URL	Download
-------------------------------	-----	----------

PCB Design

Symbol and Footprint 713-1414/107-000	URL	Download
---------------------------------------	-----	----------

CAX data for your PCB design, consisting of "schematic symbols and PCB footprints", allow easy integration of the WAGO component into your development environment.

Supported formats:

- Accel EDA 14 & 15
- Altium 6 to current version
- Cadence Allegro
- DesignSpark
- Eagle Libraries
- KiCad
- Mentor Graphics BoardStation
- Mentor Graphics Design Architect
- Mentor Graphics Design Expedition 99 and 2000
- OrCAD 9.X PCB and Capture
- PADS PowerPCB 3, 3.5, 4.X, and 5.X
- PADS PowerPCB and PowerLogic 3.0
- PCAD 2000, 2001, 2002, 2004, and 2006
- Pulsonix 8.5 or newer
- STL

Subject to changes. Please also observe the further product documentation!

- 3D STEP
- TARGET 3001!
- View Logic ViewDraw
- Quadcept
- Zuken CadStar 3 and 4
- Zuken CR-5000 and CR-8000

PCB Component Libraries (EDA), PCB CAD Library Ultra Librarian

CAE data

ZUKEN Portal 713-1414/107-000

URL

Download

Environmental Product Compliance

Compliance Search

Environmental Product Compliance 713-1414/107-000


URL

Download

THT male header, 2-row; 0.8 x 0.8 mm solder pin; straight; 100% protected against mismatching; Threaded flange; Pin spacing 3.5 mm; 28-pole; black

Installation Notes

Coding



Coding a male header by inserting a coding pin.

Product family

MCS MINI HD

[Show all products from the family](#)

Subject to changes. Please also observe the further product documentation!

WAGO GmbH & Co. KG

Hansastr. 27

32423 Minden

Phone: +49571 887-0 | Fax: +49571 887-169

Email: info.de@wago.com | Web: www.wago.com

Do you have any questions about our products?

We are always happy to take your call at +49 (571) 887-44222.